



AQUA MARINA

2021 ISUP&KAYAK COLLECTION

2021 ISUP COLLECTION

ALL-AROUND



BREEZE
9'10"



VAPOR
10'4"



FUSION
10'10"



MONSTER
12'0"



CORAL
10'2"



BEAST
10'6"



MAGMA
11'2"



ATLAS
12'0"

ALL-AROUND

ALL-AROUND ADVANCED

2021 ISUP COLLECTION

SPECIALTY



HYPER
11'6" / 12'6"
TOURING



RACE
12'6" / 14'0"
RACING



RAPID
9'6"
RIVER



WAVE
8'8"
SURF



BLADE
10'6"



SAIL
3m²

SAIL
5m²

WINDSUP

2021 ISUP COLLECTION

SPECIALTY

MULTI
PERSON



SUPER TRIP
12'2"



SUPER TRIP TANDEM
14'0"



MEGA
18'1"



AIRSHIP RACE
22'0"

2021 ISUP COLLECTION

SPECIALTY



DHYANA
11'0"

YOGA DOCK
12'0"

PEACE
8'2"

SUP FIT / SUP YOGA



DRIFT
10'10"

FISHING



VIBRANT
8'0"

KIDS ALL-AROUND



NUTS
10'6"

COMMERCIAL PRODUCT

2021 ISUP COLLECTION



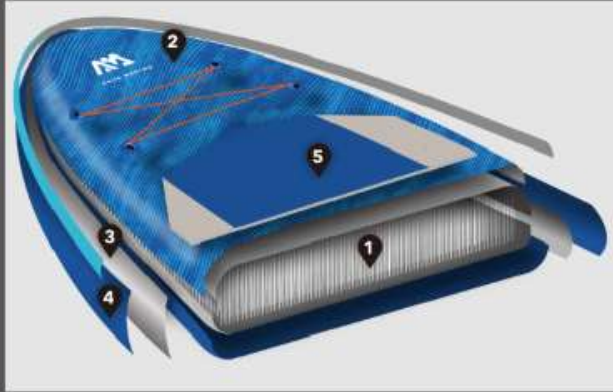
BREEZE	VAPOR	FUSION	MONSTER	CORAL	BEAST	MAGMA	ATLAS	HYPER	RACE	RAPID	WAVE	BLADE	SUPER TRIP SUPER TRIP TANDEM	MEGA	AIRSHIP RACE	DHYANA YOGA DOCK PEACE	DRIFT	VIBRANT	NUTS
BT-21BRP	BT-21VAP	BT-21FUP	BT-21MOP	BT-21COP	BT-21BEP	BT-21MAP	BT-21ATP	BT-21HY01 BT-21HY02	BT-21RA01 BT-21RA02	BT-20RP	BT-20WA	BT-20BL	BT-21ST01 BT-20ST02	BT-20ME	BT-20AS	BT-21DHP BT-19YD BT-20PC	BT-20DRP	BT-19VIP	AM-20NU

QUICKFINDER INFLATABLE BOARDS



	BREEZE	VAPOR	FUSION	MONSTER	CORAL	BEAST	MAGMA	ATLAS	HYPER	RACE	RAPID	WAVE	BLADE	SUPER TRIP SUPER TRIP TANDEM	MEGA	AIRSHIP RACE	DHYANA	PEACE	YOGA DOCK	DRIFT	VIBRANT	NUTS		
MODEL	BT-21BRP	BT-21VAP	BT-21FUP	BT-21MOP	BT-21COP	BT-21BEP	BT-21MAP	BT-21ATP	BT-21HY01 BT-21HY02	BT-21RA01 BT-21RA02	BT-20RP	BT-20WA	BT-20BL	BT-21ST01 BT-20ST02	BT-20ME	BT-20AS	BT-21DHP	BT-20PC	BT-19YD	BT-20DRP	BT-19VIP	AM-20NU		
CATEGORY	ALL-AROUND			ALL-AROUND ADVANCED				TOURING		RACING		RIVER	SURF		WINDSURF	MULTI- PERSON			FITNESS			FISHING	KID ISUP	COMMERCIAL
PADDLE	SPORTS III Paddle			SPORTS III Paddle				/		/	/	/	/	/	/	/	/	SPORTS III Paddle	/	/	SPORTS III Paddle	ACE Youth Paddle	/	
HADN PUMP	LIQUID AIR V1			LIQUID AIR V2				LIQUID AIR V2		LIQUID AIR V1				LIQUID AIR V1 BT-21ST01 x 1 BT-20ST02 x 2	LIQUID AIR V1	LIQUID AIR V1 x 2	LIQUID AIR V1			LIQUID AIR V1		/		
BACKPACK	ZIP Backpack			ZIP Backpack				ZIP Backpack		ZIP Backpack				ZIP Backpack	Carry Bag	ZIP Backpack	ZIP Backpack	Carry Bag		ZIP Backpack	/			
SAFETY LEASH	Standard Safety Leash			Standard Safety Leash				Coil Leash		River Leash	Surf Leash	Standard Safety Leash	/	/	/	Standard Safety Leash	/	/	Standard Safety Leash		/			
FIN SYSTEM	1 center fin			1 center fin				1 Racing fin		1 river fin + 4 fixed fins	1 center fin	1 center fin + 1 dagger fin	Center fin BT-21ST01 x 1 BT-20ST02 x 2	5 center fins	1 Racing fin	1 center fin	/	/	1 center fin		1 center fin	1 center fin	1 center fin	
SPECIALIZED ACCESSORY	/			Carry Strap	/				/	/	/	/	/	/	/	/	Paddle Holder Yoga Board Strap Connection Strap x 3	Yoga Board Strap	/	Paddle Holder Fishing Rod Holder x 2	/	/		

2021 ISUP COLLECTION

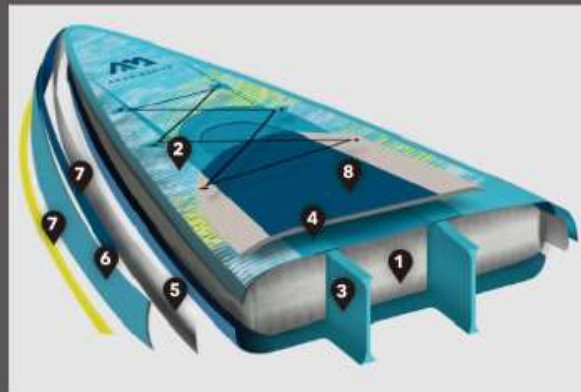


DROP STITCH LIGHT TECHNOLOGY

/ BREEZE, VAPOR, FUSION, MONSTER / CORAL, BEAST,
/ MAGMA, ATLAS / SUPER TRIP / MEGA / DHYANA /
/ YOGA DOCK / PEACE / DRIFT / VIBRANT /

Quality construction, portable packing and affordable solution for your iSUP.

- 1 Double Wall Fabric drop stitch core
- 2 Light and printed tarpaulin layer
- 3 First PVC rail layer
- 4 Second PVC rail layer
- 5 EVA footpad




DOUBLE CHAMBER TECHNOLOGY

/ HYPER /

The added chamber offers up to 48 liters of safety floatation for inflatable board used in open water and long trip touring.

- 1 Double Wall Fabric drop stitch core
- 2 Light and printed tarpaulin layer
- 3 Double layered added chamber
- 4 Added chamber band reinforcement
- 5 First PVC rail layer
- 6 Second PVC rail layer
- 7 Extra rail-band reinforcement
- 8 EVA footpad



DOUBLE LAYER QUADRUPLE STRINGER TECHNOLOGY

/ RACE /

- Premium construction used in racing line.
- 25% - 30% increase in stiffness

- 1 Double Wall Fabric drop stitch core
- 2 First tarpaulin layer
- 3 Second light and printed tarpaulin layer
- 4 First PVC rail layer
- 5 Second PVC rail layer
- 6 Extra rail-band reinforcement
- 7 Quadruple compression stringers
- 8 EVA footpad



DOUBLE LAYER TECHNOLOGY

/ RAPID / WAVE / BLADE / SUPER TRIP TANDEM /
/ AIRSHIP RACE /

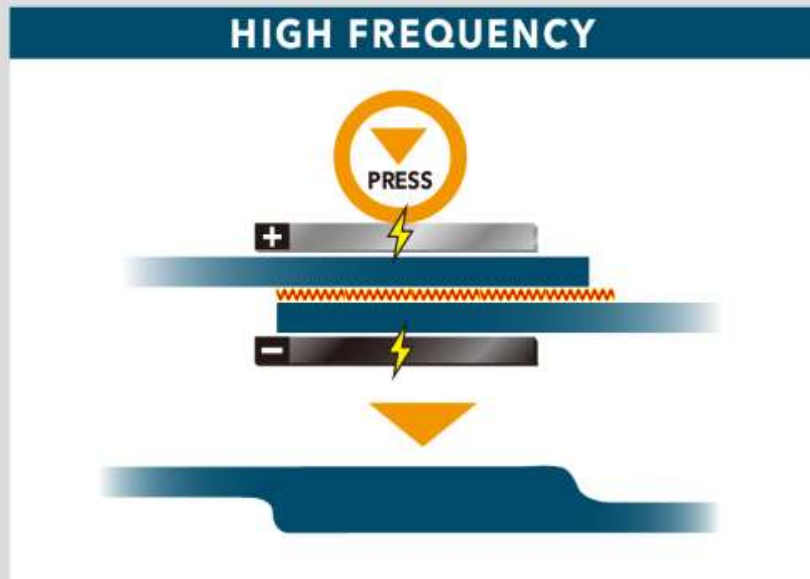
- Premium construction used in specialized line.
- 25% - 30% increase in stiffness

- 1 Double Wall Fabric drop stitch core
- 2 First tarpaulin layer
- 3 Second light and printed tarpaulin layer
- 4 First PVC rail layer
- 5 Second PVC rail layer
- 6 EVA footpad

2021 ISUP COLLECTION

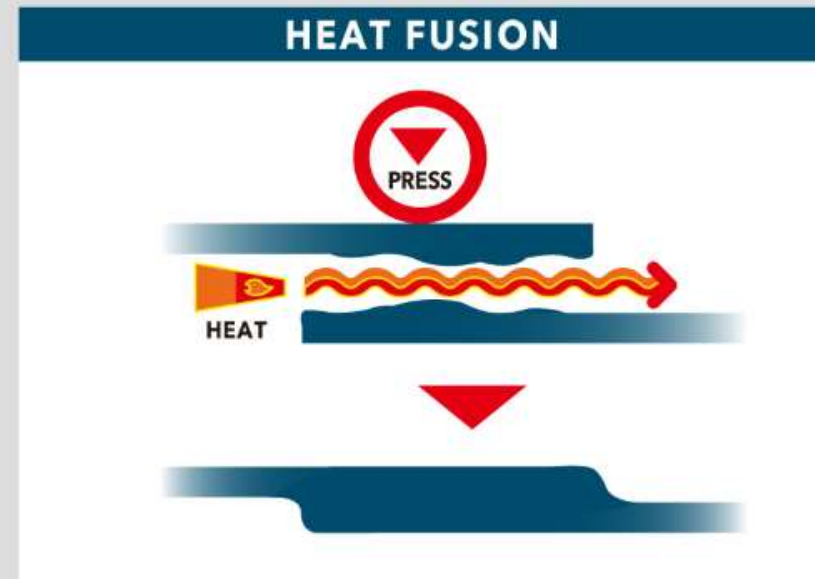
HIGH FREQUENCY

We use HF (High Frequency) Welding Technology to bond together PVC layers by electromagnetic energy. Two electrodes create an oscillating electric field that release energy in the form of heat to make the PVC fabric begin to melt and bond to one another. HF Welding can create very robust hermetic seals for incredible airtightness without being harmful to the environment.



HEAT FUSION

Aqua Marina's new inflatable Heat Fusion Technology uses a special heat welding process to join two separate pieces of reinforced PVC into a single solid unit. The welding technology not only creates stronger and longer-lasting product for our customers but a better environment for the earth.





GET OUT OF
LINE TO
FIND
YOUR OWN

ALL-AROUND BASIC



BREEZE 9'10"

BT-21BRP

LENGTH	WIDTH	THICKNESS	VOLUME
9'10" / 300cm	30" / 76cm	4.75" / 12cm	220L

NET WEIGHT	MAX. PAYLOAD	MAX. AIR PRESSURE
17.4 lbs / 7.9 kg	220 lbs / 100 kg	15 psi



Zip Backpack



Double Action Pump
LIQUID AIR V1



SPORTS III Paddle



Slide-in Center Fin



Safety Leash





VAPOR 10'4"

BT-21VAP

LENGTH 10'4" / 315cm	WIDTH 31" / 79cm	THICKNESS 6" / 15cm	VOLUME 310L
NET WEIGHT 18.7 lbs / 8.5 kg	MAX. PAYLOAD 308 lbs / 140 kg	MAX. AIR PRESSURE 15 psi	



Zip Backpack



Double Action Pump
LIQUID AIR V1



SPORTS III Paddle



Slide-in Center Fin



Safety Leash





FUSION 10'10"

BT-21FUP

LENGTH	WIDTH	THICKNESS	VOLUME
10'10" / 330cm	32" / 81cm	6" / 15cm	320L
NET WEIGHT	MAX. PAYLOAD	MAX. AIR PRESSURE	
19.0 lbs / 8.6 kg	330 lbs / 150 kg	15 psi	



Zip Backpack



Double Action Pump
LIQUID AIR V1



SPORTS III Paddle



Slide-in Center Fin



Safety Leash





MONSTER 12'0"

BT-21MOP

LENGTH	WIDTH	THICKNESS	VOLUME
12'0" / 366cm	33" / 84cm	6" / 15cm	380L
NET WEIGHT	MAX. PAYLOAD	MAX. AIR PRESSURE	
22.3 lbs / 10.1 kg	374 lbs / 170 kg	15 psi	



Zip Backpack



Double Action Pump
LIQUID AIR V1



SPORTS III Paddle



Slide-in Center Fin



Safety Leash





DECK FOOTPAD

Diamond grooving EVA footpad for ultimate grip and comfort



BUNGEE SYSTEM

Equipped with adjustable bungee cord stopper to easily tighten luggage



CARRY HANDLE

Solid neoprene carry handle specifically designed for a comfortable grasp when carrying the board




SEAT D-RING

Extra stainless steel D-rings on deck pad for an optional seat



RUBBER PATCHED VALVE

Quality rubber patched air valves for premium look and better airtightness in harsh environments



FIN SYSTEM

Removable slide-in Center Fin for toolless installation

UPGRADES

Paddle Length + **10cm**
USER-FRIENDLY

Paddle Blade + **50%**
PADDLE EFFICIENCY



**SPORTS III
Aluminum Paddle**



UPGRADES



Pump Gauge + **SHOCK-PROOF**
DURABILITY

Pump Efficiency + **20%**
EASY INFLATION

UPGRADES



Zip Backpack + **600D**

Upgraded with **pocket** inside
Neatly packing all ACC for great

PORTABILITY

An aerial photograph of three kayakers in a clear, turquoise bay. The kayakers are in a blue, a red, and a white kayak. The water is crystal clear, revealing a rocky seabed with patches of green algae. In the background, a large, grey rock formation juts out into the water, with white foam from waves crashing against its base. The overall scene is serene and scenic.

**WHEN
EVERY
PADDLING
BRINGS
A SMILE
OF JOY**

**ALL-AROUND
ADVANCED**



CORAL 10'2"

BT-21COP

LENGTH	WIDTH	THICKNESS	VOLUME
10'2" / 310cm	31" / 78cm	4.7" / 12cm	230L
NET WEIGHT	MAX. PAYLOAD	MAX. AIR PRESSURE	
19.0 lbs / 8.6 kg	231 lbs / 105 kg	15 psi	



Zip Backpack



Double Action Pump
LIQUID AIR V2



SPORTS III Paddle



Slide-in Center Fin



Safety Leash



Carry Strap





BEAST 10'6"

BT-21BEP

LENGTH	WIDTH	THICKNESS	VOLUME
10'6" / 320cm	32" / 81cm	6" / 15cm	300L
NET WEIGHT	MAX. PAYLOAD	MAX. AIR PRESSURE	
19.2 lbs / 8.7 kg	308 lbs / 140 kg	15 psi	



Zip Backpack



Double Action Pump
LIQUID AIR V2



SPORTS III Paddle



Slide-in Center Fin



Safety Leash





MAGMA 11'2"

BT-21MAP

LENGTH	WIDTH	THICKNESS	VOLUME
11'2" / 340cm	33" / 84cm	6" / 15cm	330L
NET WEIGHT	MAX. PAYLOAD	MAX. AIR PRESSURE	
20.9 lbs / 9.5 kg	330 lbs / 150 kg	15 psi	



Zip Backpack



Double Action Pump
LIQUID AIR V2



SPORTS III Paddle



Slide-in Center Fin



Safety Leash





ATLAS 12'0"

BT-21ATP

LENGTH	WIDTH	THICKNESS	VOLUME
12'0" / 366cm	34" / 86cm	6" / 15cm	390L
NET WEIGHT	MAX. PAYLOAD	MAX. AIR PRESSURE	
24.0 lbs / 10.9 kg	396 lbs / 180 kg	15 psi	



Zip Backpack



Double Action Pump
LIQUID AIR V2



SPORTS III Paddle



Slide-in Center Fin



Safety Leash



ALL-AROUND ADVANCED DETAILS



QUALITY PRINTING

Full deck and base quality printing for superior optics



DECK FOOTPAD

Non-print EVA footpad of diamond grooving crocodile skin, ensuring maximum grip and comfortable sun-bathing



BUNGEE SYSTEM

Equipped with adjustable bungee cord stopper to easily tighten luggage



CARRY HANDLE

Solid neoprene carry handle specifically designed for a comfortable grasp when carrying the board



SEAT D-RING

Extra stainless steel D-rings on deck pad for an optional seat



RUBBER PATCHED VALVE

Upgraded air valve rubber patch providing user-friendly instructions and better airtightness in harsh environments

ALL-AROUND ADVANCED DETAILS



DOUBLE LAYERED RAIL

1000D double layered rail design for reinforced rail protection



KICK PAD

Newly-designed tail kick pad for critical bottom turns and cutbacks



FIN SYSTEM

Removable slide-in Center Fin for toolless installation

UPGRADES

Paddle Length + **10cm**
USER-FRIENDLY


Paddle Blade + **50%**
PADDLE EFFICIENCY



**SPORTS III
Aluminum Paddle**



UPGRADES



Zip Backpack + **600D**

Upgraded with **pocket** inside
Neatly packing all ACC for great

PORTABILITY

UPGRADES



Gauge + **SHOCK-PROOF**
DURABILITY

LIQUID AIR V2
Hand Pump

Volume + **2.6L**
EFFICIENT INFLATION

UPGRADES



VS



LIQUID AIR V1 **2.2L**

LIQUID AIR V2 **2.6L**



ENDLESS ADVENTURE

TOURING

HYPER

BT-21HY01 11'6"

LENGTH	WIDTH	THICKNESS	VOLUME
11'6" / 350cm	31" / 79cm	6" / 15cm	330L
NET WEIGHT	MAX. PAYLOAD	MAX. AIR PRESSURE	
24.3 lbs / 11 kg	330 lbs / 150 kg	15 psi / 10 psi (center chamber)	

BT-21HY02 12'6"

LENGTH	WIDTH	THICKNESS	VOLUME
12'6" / 381cm	32" / 81cm	6" / 15cm	370L
NET WEIGHT	MAX. PAYLOAD	MAX. AIR PRESSURE	
26.5 lbs / 12 kg	374 lbs / 170 kg	15 psi / 10 psi (center chamber)	



Zip Backpack



Double Action Pump
LIQUID AIR V2

NEW



Racing Fin



NEW

Coil Leash



DOUBLE
CHAMBER



BUNGEE SYSTEM

Featuring double cargo net and adjustable bungee cord stopper, ideal for day trippers carrying all gear and supplies



DECK FOOTPAD

Non-print EVA footpad of diamond grooving crocodile skin, ensuring ultimate grip and comfort



CARRY HANDLE

Solid neoprene carry handle specifically designed for a comfortable grasp when carrying the board



SEAT D-RING

Stainless steel bungee D-rings tactically located for optional seat connection



RUBBER PATCHED VALVE

Upgraded air valve rubber patch providing user-friendly instructions and better airtightness in harsh environments



KICK PAD

Newly-designed tail kick pad for critical bottom turns and cutbacks



TECHNOLOGY & OUTLINE

Welded Double Chamber Technology for extra rigidity and safety; More paralleled rail to facilitate excellent straight tracking



RAIL EDGE

Molded hydrodynamic rail edge design creating clean water release and highly improved paddling efficiency



FIN SYSTEM

Removable slide-in Racing Fin for good tracking ability

STAY AHEAD

RACING

We've been exploring the secret of making our racing boards stiffer yet lighter, and our 2021 new Quadruple Stringer Technology for RACE turns out to be the perfect solution. Still born with Double Layer Technology, the 2021 RACE is unprecedentedly fast and stiff. Available in 12'6" and 14'0", it is a racing machine not far behind the performance of a composite board.

The new RACE is ideal for advanced to Pro level athletes by providing just enough stability, while keeping riders aggressive at buoy turns so they won't miss any opportunity to surpass the opponents.



RACE

BT-21RA01 12'6"

LENGTH	WIDTH	THICKNESS	VOLUME
12'6" / 381cm	27" / 69cm	6" / 15cm	320L
NET WEIGHT	MAX. PAYLOAD	MAX. AIR PRESSURE	
22.5 lbs / 10.2 kg	330 lbs / 150 kg	18 psi	

BT-21RA02 14'0"

LENGTH	WIDTH	THICKNESS	VOLUME
14'0" / 427cm	27" / 69cm	6" / 15cm	360L
NET WEIGHT	MAX. PAYLOAD	MAX. AIR PRESSURE	
26.5 lbs / 12 kg	352 lbs / 160 kg	18 psi	



Zip Backpack



Double Action Pump
LIQUID AIR V2



Racing Fin




Coil Leash





OUTLINE

Streamlined outline for clean and fast waterline and efficient strokes



DECK FOOTPAD

Non-print EVA footpad of diamond grooving crocodile skin, ensuring ultimate grip and comfort



CARRY HANDLE

Solid neoprene carry handle specifically designed for a comfortable grasp when carrying the board



SIDE RAIL PAD

Built-in side rail pad design helping riders easily find balance during high-speed paddling



RUBBER PATCHED VALVE

Upgraded air valve rubber patch providing user-friendly instructions and better airtightness in harsh environments



KICK PAD

Newly-designed tail kick pad for critical bottom turns and cutbacks

RACE DETAILS



TECHNOLOGY

Double Layer Technology for weight reduction and increase in stiffness, combined with quadruple stringers for extra rigidity and less power loss during paddling



RAIL EDGE

Molded hydrodynamic rail edge design creating clean water release and highly improved paddling efficiency



FIN SYSTEM

Removable slide-in Racing Fin for good tracking ability



**RIDE THE
WAVE AWAY
FROM
THE OCEAN**

RAPID 9'6"



RAPID 9'6"

BT-20RP

LENGTH	WIDTH	THICKNESS	VOLUME
9'6" / 289cm	33" / 84cm	6" / 15cm	300L

NET WEIGHT	MAX. PAYLOAD	MAX. AIR PRESSURE
22 lbs / 10 kg	286 lbs / 130 kg	18 psi



Zip Backpack



Double Action Pump
LIQUID AIR V1



4 Fixed Fins

Slide-in River Fin



River Leash

NEW



RAPID 9'6"




Double Layer Technology



Optimized Compact Shape




Valve Rubber Patch



1000D Double Layer Rail Reinforcement



Bungee Cord Stopper



5 Neoprene Carry Handles

RAPID 9'6"



Five Fin System



Non-slip EVA Footpad



Tail Kick Pad

INFLATABLE SURF ADVENTURE



WAVE 8'8"

BT-20WA

LENGTH	WIDTH	THICKNESS	VOLUME
8'8" / 265cm	30" / 75cm	4" / 10cm	165L
NET WEIGHT	MAX. PAYLOAD	MAX. AIR PRESSURE	
16.3 lbs / 7.4 kg	209 lbs / 95 kg	18 psi	



Zip Backpack



Double Action Pump
LIQUID AIR V1



Surf Leash



Slide-in Center Fin



WAVE 8'8"



Double Layer Technology



Non-slip EVA Footpad



Tail Kick Pad



1000D Double Layer Rail Reinforcement



Heavy-duty neoprene carry handle

An aerial view of two people windsurfing on a vibrant turquoise sea. The windsurfer in the foreground is a woman with long hair, wearing a pink shirt and dark shorts, standing on a white and orange board. Her sail is orange and blue with a logo that reads 'MA AMIRAM AVDA'. The second windsurfer, a man in dark shorts, is further back on a similar board. The background shows a sandy beach and a rocky cliff under a clear sky.

RIDE WITH WIND

BLADE 10'6"

BT-20BL

LENGTH	WIDTH	THICKNESS	VOLUME
10'6" / 320cm	33" / 84cm	4.7" / 12cm	280L
NET WEIGHT	MAX. PAYLOAD	MAX. AIR PRESSURE	
23.8 lbs / 10.8 kg	264 lbs / 120 kg	18 psi	



Zip Backpack



Double Action Pump
LIQUID AIR V1



Dagger Fin



Slide-in
Center Fin



Safety Leash




BLADE 10'10"



Universal Joint Base



Non-slip EVA Footpad



Double Layer Technology



Optimized Fin System



Valve Rubber Patch



BLADE 10'10"



Sail: 3.0m²
Luff: 9'10" / 300cm
Mast: 9'10" / 300cm



Sail: 5.0m²
Luff: 13'5" / 410cm
Mast: 13'2" / 400cm

RIG PACKAGE

3.0m² Sail



5.0m² Sail



**EXPLORE
TOGETHER**



SUPER TRIP 12'2"

BT-21ST01

LENGTH	WIDTH	THICKNESS	VOLUME
12'2" / 370cm	32" / 82cm	6" / 15cm	400L
NET WEIGHT	MAX. PAYLOAD	MAX. AIR PRESSURE	
24.9 lbs / 11.3 kg	462 lbs / 210 kg	15 psi	

SUPER TRIP TANDEM 14'0"

BT-20ST02

LENGTH	WIDTH	THICKNESS	VOLUME
14'0" / 427cm	34" / 86cm	6" / 15cm	500L
NET WEIGHT	MAX. PAYLOAD	MAX. AIR PRESSURE	
34 lbs / 15.4 kg	507 lbs / 230 kg	18 psi	



Zip Backpack



Double Action Pump
LIQUID AIR V1
(Super Trip x 1)
(Super Trip Tandem x 2)




Slide-in
Center Fin
(Super Trip x 1)
(Super Trip Tandem x 2)



SUPER TRIP 12'2"



Valve Rubber Patch



Removable Slide-in Centre Fin



Full Deck Crocodile Grooving Footpad



Bungee Cord Stopper



Heavy-duty Neoprene Carry Handles


SUPER TRIP TANDEM 14'0"



Double Layer Technology



Double Integrated Bungee Cord



7 Neoprene Carry Handles



Heavy-duty Neoprene Carry Handles

SUPER TRIP TANDEM 14'0"



Partition Design of Deck



2 Slide-in Center Fins

**EXPLOER
TOGETHER**



MEGA 18'1"

BT-20ME

LENGTH	WIDTH	THICKNESS	VOLUME
18'1" / 550cm	60" / 152cm	8" / 20cm	1400L
NET WEIGHT	MAX. PAYLOAD	MAX. AIR PRESSURE	
60.6 lbs / 27.5 kg	1433 lbs / 650 kg	8 psi	



Carry Bag



Double Action Pump
LIQUID AIR V1

x 2



Slide-in Center Fin

x 5



MEGA 18'1"



Valve Rubber Patch



Bungee Cord Stopper



13 Neoprene Carry Handles



Five Fin System



Full Deck Crocodile Grooving Footpad



Stylish Design of Deck Print

**EXPLOER
TOGETHER**



AIRSHIP RACE 22'0"

BT-20AS

LENGTH	WIDTH	THICKNESS
22'0" / 670 cm	34" / 87cm	8" / 20cm
VOLUME	NET WEIGHT	MAX. PAYLOAD
1000L	52 lbs / 23.6 kg	1014 lbs / 460 kg
MAX. AIR PRESSURE		
18 psi		



Zip Backpack



x 2

Double Action Pump
LIQUID AIR V1



Racing Fin




AIRSHIP RACE 22'0"



Streamlined Outline



Double Layer Technology
1000D Double Layer Rail Reinforcement



Bungee Cord Stopper



Added Air Valve



Removable Racing Fin



Full Deck Non-slip EVA Footpad

**EXPERIENCE
THE TRANQUILITY**



DHYANA 11'0"

BT-21DHP

LENGTH	WIDTH	THICKNESS	VOLUME
11'0" / 336cm	36" / 91cm	6" / 15cm	360L
NET WEIGHT	MAX. PAYLOAD	MAX. AIR PRESSURE	
22 lbs / 10 kg	352 lbs / 160 kg	15 psi	



Zip Backpack



Double Action Pump
LIQUID AIR V1



SPORTS III
Paddle



Safety Leash



Slide-in
Center Fin



Paddle Holder



Yoga Board Strap



Connection Strap

x3



YOGA DOCK 9'6"

BT-19YD

INNER DIAMETER	OUTER DIAMETER	THICKNESS	VOLUME
9'6" / 290cm	67" / 170cm	4.75" / 12cm	470L
NET WEIGHT	MAX. PAYLOAD	MAX. AIR PRESSURE	
32 lbs / 14.5 kg	485 lbs / 220 kg	15 psi	



Double Action Pump
LIQUID AIR V1



Carry Bag





**EXPERIENCE
THE TRANQUILITY**

PEACE 8'2"

BT-20PC

LENGTH	WIDTH	THICKNESS	VOLUME
8'2" / 250cm	35" / 90cm	6" / 15cm	340L
NET WEIGHT	MAX. PAYLOAD	MAX. AIR PRESSURE	
20.1 lbs / 9.1 kg	330 lbs / 150 kg	15 psi	



Zip Backpack



Double Action Pump
LIQUID AIR V1




Yoga Board Strap



PEACE 8'2"



Valve Rubber Patch



Bungee Cord Stopper



5 Heavy-duty Neoprene Carry Handles



Added D-rings for Shoulder Carry Strap



Optimized Compact Shape / Full Deck Crocodile Grooving Footpad

**SPECIALLY DESIGNED
FOR THE FISHERMEN**



DRIFT 10'10"

BT-20DRP

LENGTH	WIDTH	THICKNESS
10'10" / 330cm	38" / 97cm	6" / 15cm
VOLUME	NET WEIGHT	MAX. PAYLOAD
284L	24.5 lbs / 11.1 kg	286 lbs / 130 kg
MAX. AIR PRESSURE		
15 psi (board) / 3 psi (side air chambers)		



Fishing Cooler
(*Optional)



Paddle
Holder



Fishing Rod
Holder
x 2



Safety
Leash



Zip
Backpack



Double Action
Pump
LIQUID AIR V1



SPORTS III
Paddle



Slide-in
Center
Fin



DRIFT 10'10"



Valve Rubber Patch



Bungee Cord Stopper



Heavy-duty Neoprene Carry Handles



2 Fishing Rod Holders



Multi-functional Fishing Cooler



Stylish Design of Deck Print

THE BETTER GENERATION



VIBRANT 8'0"

BT-19VIP

LENGTH	WIDTH	THICKNESS
8'0" / 244cm	28" / 71cm	4" / 10cm
VOLUME	NET WEIGHT	MAX. PAYLOAD
140L	12.6 lbs / 5.7 kg	132 lbs / 60 kg
MAX. AIR PRESSURE		
15 psi		



Zip Backpack



Double Action Pump
LIQUID AIR V1



ACE Youth Paddle



Safety Leash



Slide-in Center Fin



NUTS 10'6"

AM-20NU

LENGTH	WIDTH	THICKNESS
10'6" / 320 cm	32" / 81cm	6" / 15cm
VOLUME	NET WEIGHT	MAX. PAYLOAD
300L	20.1 lbs / 9.1 kg	308 lbs / 140 kg
MAX. AIR PRESSURE		
18 psi		



Slide-in Center Fin



NUTS 10'6"



Double Layer Technology



Bungee Cord Stopper



Heavy-duty Neoprene Carry Handle



Integrated Steel D-ring



Non-slip EVA Footpad

PADDLE COLLECTION 2021

ACE
B0302767



ACE
Aluminum Paddle for Kids

SPORTS III
B0303012



SPORTS III
Aluminum iSUP Paddle

SOLID
B0303013



SOLID
Fiberglass iSUP Paddle

CARBON GUIDE
B0303014



CARBON GUIDE
Carbon/ Fiberglass iSUP Paddle

CARBON PRO
B0303015



CARBON PRO
Carbon iSUP Paddle

CARBON X
B0303016



CARBON X
Carbon iSUP Paddle

ISUP ACCESSORIES 2021



**LIQUID AIR V1
DOUBLE ACTION HIGH PRESSURE
HAND PUMP**

B0303019



**LIQUID AIR V2
DOUBLE ACTION HIGH PRESSURE
HAND PUMP**

B0303021



**LIQUID AIR V3
TRIPLE ACTION HIGH PRESSURE
HAND PUMP**

B0303022



**SLIDE-IN
CENTER FIN**

B0302814



**SLIDE-IN
RACING FIN**

B0302832



**SLIDE-IN
RIVER FIN**

B0302952



**11"
DAGGER FIN**

B0302815



**LITE ACTION
CAMERA ADAPTOR**

B0302817



**PADDLE BAG
(FOR 3-PIECE PADDLE)**

B0302774



REMOVABLE SEAT

B0302964



2-IN-1 FISHING COOLER

B0302943



Upgraded

**PADDLE BOARD COIL
LEASH 10'/7MM**

B0303023



NEW

**PADDLE BOARD SURF
LEASH 9'/6MM**

B0303024



NEW

**PADDLE BOARD RIVER
LEASH 9'/7MM**

B0303025



**PADDLE BOARD
SAFETY LEASH**

B0302765



**AM INFLATABLE SUP
VALVE ADAPTOR**

B0302515



12V ELECTRIC PUMP

B0302944



US FINBOX ADAPTOR

B0302517



PADDLE HOLDER

B0302961

ISUP ACCESSORIES 2021

ADVANCED LUGGAGE BAG WITH ROLLING WHEEL 90L



90L

PREMIUM ZIP BACKPACK



XS: 79 x 41 x 28cm (RACE)

S: 86 x 43 x 21cm
(VIBRANT/ BREEZE/ VAPOR/ CORAL/ WAVE)

M: 91 x 43 x 24cm
(FUSION/ MAGMA/ BEAST/ SUPER TRIP)

L: 94 x 46 x 27cm
(MONSTER/ ATLAS/ HYPER/ BLADE)



XL: 104 x 43 x 29cm
(RAPID/ DHYANA/ PEACE/
SUPER TRIP TANDEM/
AIRSHIP RACE/ DRIFT/
CASCADE)

DRY BAG WITH HANDLE



90L



40L



20L

DUFFLE BAG 50L - IPX6



50L

DRY BAG



10L



MINI 2L

2021 KAYAK COLLECTION



CASCADE
BT-21CAP



BETTA
BE-312



BETTA
BE-412



STEAM
ST-312



STEAM
ST-412



LAXO
LA-285



LAXO
LA-320



LAXO
LA-380



MEMBA
ME-330



MEMBA
ME-390



TOMAHAWK
Air-K 375



TOMAHAWK
Air-K 440



TOMAHAWK
Air-C

2021 KAYAK COLLECTION



REINFORCED PVC KAYAK WITH INFLATABLE I-BEAM DECK

Built with high-quality material such as heavy-duty polyester fabric, reinforced hull material specifically engineered to take a beating, the BETTA is an ideal kayak for all-around recreational paddling. Single i-beam floor is made of premium PVC for resistance and rigidity.

1. Boat fabric of durable and heavy-duty reinforced PVC
2. Quality inflatable i-beam structure floor for strength & rigidity
3. 2 side air chambers for stability & safety
4. Comfortable PVC seat



REINFORCED PVC KAYAK WITH DROP-STITCH DECK

STEAM features a premium fabric on the V-shape floor and upsides makes the kayaks extremely durable and sleeker through the water. The kayak deck is constructed of a 2.8" (7cm) tough and durable drop-stitch PVC double wall fabric offering the best flooring solution in inflatable boats.

1. Removable high-tensile and rigid DWF PVC Deck of 7cm thickness. Give better stability and rigidity
2. 2 side horizontal tube design makes the boat stable and safe
3. Boat fabric of durable and premium reinforced PVC
4. Premium high-back seat with spongy cushion



HEAVY-DUTY PVC KAYAK WITH INFLATABLE I-BEAM DECK

Featuring the ultra-durable polyester hull covers and plenty of space, the LAXO is ideal for both beginners and advanced paddlers to use on rivers and lakes. The floor cover and top hull of side chambers are constructed of extra-strong polyester for great durability and rigidity.

1. Floor cover and top hull of side chambers constructed of durable polyester hull covers for long lasting UV protection
2. Heavy-duty PVC made side and floor air chambers
3. Flat bottom floor for generous space, outstanding tracking ability and great stability
4. Premium high-back seat with spongy cushion

2021 KAYAK COLLECTION



HEAVY-DUTY PVC KAYAK WITH DROP-STITCH DECK

An innovative watercraft that features Aqua Marina's custom-made rigid drop stitched DWF floor and inflatable air chamber with long lasting UV protection hull covers. The MEMBA kayak is especially designed for mid-distance recreational touring and all-around use. The flat rocker and long waterline provide great tracking ability and efficient glide that allow you to go straighter and faster on the water to cover longer distances.

1. Durable polyester hull covers for long lasting UV protection
2. Heavy-duty PVC made side air chambers
3. Ultra stiff drop-stitched double wall fabric made floor for being faster on the water for longer distances
4. Premium high-back seat with spongy cushion



HIGH PRESSURE KAYAK / CANOE

Constructed in high pressure drop-stitch PVC hull from top and down. TOMAHAWK collection is a high performance and super speed kayak/canoe featuring experienced paddlers.

1. Drop-stitch PVC fabric, 7cm thickness
2. Drop-stitch inflatable deck with a 7cm thickness
3. Multiple D-rings on the side tubes allow seat position adjusting
4. Premium high-back seat with spongy cushion



SUP & KAYAK HYBRID

Constructed of double chambers, with the main board chamber coming with 8" (20cm) thickness and the center deck chamber being removable but stiff. Both chambers are made of high pressure drop-stitch PVC material. CASCADE is a multi-functional iSUP and kayak hybrid board, providing 3-in-1 usage and combining versatility, stability and comfort.

1. Main board and hull chamber, made of drop-stitch PVC fabric, 20cm thickness
2. Removable center deck chamber, made of drop-stitch PVC fabric, 7cm thickness
3. Detachable high-back seat with spongy cushion

**TO TAKE
ADVENTURES
ON**

SUP-KAYAK HYBRID

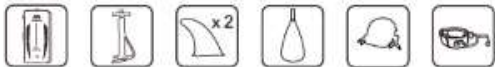




CASCADE 11'2"

BT-21CAP

LENGTH	WIDTH	THICKNESS	VOLUME
11'2" / 340cm	35" / 89cm	8" / 20cm	470L
WEIGHT	MAX. PAYLOAD	MAX. PASSENGER	
28.7 lbs / 13 kg	485 lbs / 220 kg	1	
AIR CHAMBERS	DRAIN VALVES	WARRANTY	
1+1	1	1-year	



Zip Backpack



Double Action Pump
LIQUID AIR V1



DUAL-TECH
2-IN-1 Paddle



Kayak Seat



Slide-in Center Fin x 2



Safety Leash





CONSTRUCTION

Double-chamber construction tactically designed for SUP-kayak switch, creating a standing tray and a cockpit



DECK FOOTPAD

Full-deck diamond grooving crocodile skin EVA pad for a comfortable journey as either an iSUP or a kayak



BUNGEE SYSTEM

Featuring double cargo net and adjustable bungee cord stopper, ideal for carrying all gear and supplies



CARRY HANDLE

Multiple neoprene carry handles allow easy transport



SEAT SYSTEM

Stainless steel D-rings and Velcro design for durable padded seat connection



KAYAK SPRAY SKIRT

Easy-adjustable kayak spray skirt design permits convenient installation



DRAIN VALVE

Integrated superfast self-bailing drain valve design



RUBBER PATCHED VALVE

Upgraded air valve rubber patch providing user-friendly instructions and better airtightness in harsh environments



FIN SYSTEM

Removable slide-in twin fin system for added directional stability

TO FEEL SAFE ON

REINFORCED
KAYAK



BETTA

BT-312 10'3"

LENGTH 10'3" / 312cm	WIDTH 31" / 80cm	MAX. PASSENGER 1
WEIGHT 19.8 lbs / 9 kg	MAX. PAYLOAD 209 lbs / 95 kg	AIR CHAMBERS 2+1
DRAIN VALVES 1+2 self bailing	WARRANTY 6-month	

BT-412 13'6"

LENGTH 13'6" / 412cm	WIDTH 31" / 80cm	MAX. PASSENGER 2
WEIGHT 29.8 lbs / 13.5 kg	MAX. PAYLOAD 341 lbs / 155 kg	AIR CHAMBERS 2+1
DRAIN VALVES 1+4 self bailing	WARRANTY 6-month	



Carry Bag



11" Foot Pump



PVC Seat
(BE-312 x 1)
(BE-412 x 2)



KP-1 Kayak Paddle
(BE-312 x 1)
(BE-412 x 2)



Kayak Fin x 2

BETTA 10'3" / 13'6"



Extended Water Splash Guard Bow



2+1 Air Chamber Valve



1+2 Drain Valve System



Comfortable PVC Seat



Added Rubber Carry Handle



0.7mm 500D Reinforced PVC

TO FEEL SAFE ON

REINFORCED
KAYAK



STEAM

ST-312 10'3"

LENGTH 10'3" / 312cm	WIDTH 31" / 80cm	MAX. PASSENGER 1
WEIGHT 25.4 lbs / 11.5 kg	MAX. PAYLOAD 209 lbs / 95 kg	AIR CHAMBERS 2+1+1
DRAIN VALVES 1+8 self bailing	WARRANTY 1-year	

ST-412 13'6"

LENGTH 13'6" / 412cm	WIDTH 31" / 80cm	MAX. PASSENGER 2
WEIGHT 35.3 lbs / 16 kg	MAX. PAYLOAD 341 lbs / 155 kg	AIR CHAMBERS 2+1+1
DRAIN VALVES 1+16 self bailing	WARRANTY 1-year	



Carry Bag



16" Hand Pump



Kayak Seat
(ST-312 x 1)
(ST-412 x 2)



Kayak Fin x 2



STEAM 10'3" / 13'6"



Extended Water Splash Guard Bow with Hard Nose Protection



Footrest Design



1+8 or 1+16 Superfast Drain Valve System



Comfortable High Back Seat



Cargo Bungee Cord



0.75mm 840D Reinforced PVC



TO HAVE
FUN ON

HEAVY-DUTY
KAYAK

LAXO 9'4"

LA-285

LENGTH 9'4" / 285cm	WIDTH 37" / 95cm	MAX. PASSENGER 1
WEIGHT 24.7 lbs / 11.2 kg	MAX. PAYLOAD 209 lbs / 95 kg	AIR CHAMBERS 2+1
DRAIN VALVES 1	WARRANTY 1-year	



Carry Bag



11" Foot Pump



Kayak Seat
(LA-285 x 1)



KP-1 Kayak Paddle
(LA-285 x 1)



Kayak Fin x 2



LAXO

LA-320 10'6"

LENGTH 10'6" / 320cm	WIDTH 37" / 95cm	MAX. PASSENGER 2
WEIGHT 33.1 lbs / 15 kg	MAX. PAYLOAD 341 lbs / 155 kg	AIR CHAMBERS 2+1
DRAIN VALVES 1	WARRANTY 1-year	

LA-380 12'6"

LENGTH 12'6" / 380cm	WIDTH 37" / 95cm	MAX. PASSENGER 2+1
WEIGHT 39.7 lbs / 18 kg	MAX. PAYLOAD 462 lbs / 210 kg	AIR CHAMBERS 2+1
DRAIN VALVES 1	WARRANTY 1-year	



Carry Bag



11" Foot Pump



Kayak Seat
(LA-320 x 2)
(LA-380 x 3)



KP-1 Kayak Paddle
(LA-320 x 2)
(LA-380 x 2)



Kayak Fin x 2

LAXO 9'4" / 10'6" / 12'6"



Double Bungee Cord for Extra Storage



Comfortable High Back Seat



Boston Valve



Deck Velcro



Heavy-duty Seat Strap Buckle

TO HAVE FUN ON

HEAVY-DUTY
KAYAK



MEMBA

ME-330 10'10"

LENGTH 10'10" / 330cm	WIDTH 35" / 90cm	MAX. PASSENGER 1
WEIGHT 26.5 lbs / 12 kg	MAX. PAYLOAD 209 lbs / 95 kg	AIR CHAMBERS 2+1
DRAIN VALVES 1+2	WARRANTY 1-year	

ME-390 12'10"

LENGTH 12'10" / 390cm	WIDTH 35" / 90cm	MAX. PASSENGER 2
WEIGHT 33.1 lbs / 15 kg	MAX. PAYLOAD 341 lbs / 155 kg	AIR CHAMBERS 2+1
DRAIN VALVES 1+2	WARRANTY 1-year	



Carry Bag



16" Hand Pump



Kayak Seat
(ME-330 x 1 / ME-390 x 2)



Kayak Fin x 2



KP-1 Kayak Paddle
(ME-330 x 1 / ME-390 x 2)

MEMBA 10'10" / 12'10"



Extended Water Splash Guard Bow



Double Bungee Cord for Extra Storage



Durable Rubber Carry Handle



Comfortable High Back Seat



Drop-stitch Deck



Heavy-duty Seat Strap Buckle



TO DREAM BIG ON

HIGH PRESSURE
KAYAK / CANOE

AIR-K

Air-K 375 12'4"

LENGTH 12'4" / 375cm	WIDTH 28" / 72cm	MAX. PASSENGER 1
WEIGHT 36.6 lbs / 16.6 kg	MAX. PAYLOAD 282 lbs / 128 kg	AIR CHAMBERS 3
DRAIN VALVES 2	AIR PRESSURE 10 psi	DROP-STITCH THICKNESS 2.8" / 7cm

Air-K 440 14'5"

LENGTH 14'5" / 440cm	WIDTH 31" / 78cm	MAX. PASSENGER 2
WEIGHT 44.8 lbs / 20.3 kg	MAX. PAYLOAD 462 lbs / 210 kg	AIR CHAMBERS 3
DRAIN VALVES 2	AIR PRESSURE 10 psi	DROP-STITCH THICKNESS 2.8" / 7cm



Zip Backpack



Double Action Pump (AIR-K 375 x 1) (AIR-K 440 x 2)



Kayak Seat



Kayak Fin x 2

TOMAHAWK AIR-K



Extended water splash guard bow design



Adjustable footrest for a comfortable journey



Molded V-shape form under bow and stern for remarkable tracking performance and efficient strokes



Safety ropes and rubber carry handles for easy transport



3 separated air chambers + 2 drain valves for additional safety in long-distance adventures



Multiple D-rings allow easy seat positioning



AIR-C 15'8"

Air-C

LENGTH	WIDTH	MAX. PASSENGER
15'8" / 478cm	35" / 88cm	3
WEIGHT	MAX. PAYLOAD	AIR CHAMBERS
54.5 lbs / 24.7 kg	573 lbs / 260 kg	3+2
DRAIN VALVES	AIR PRESSURE	DROP-STITCH THICKNESS
2	10 psi	2.8" / 7cm



Zip Backpack



Double Action Pump



Kayak Seat
(AIR-C x 3)



Kayak Fin x 2



TOMAHAWK AIR-C



Safety ropes and rubber carry handles for easy transport



Extra-long hull waterline for higher paddling speed



Multiple D-rings allow adjusting seat position



5 separated air chambers + 2 drain valves for additional safety in long-distance adventures



Inflatable keel design under bow and stern for remarkable tracking performance and efficient strokes

KAYAK PADDLE 2021

KP-1
B0303078



KP-1
Aluminum Kayak Paddle

KP-2
B0303017



KP-2
Fiberglass Kayak Paddle

KP-3
B0303018



KP-3
Carbon Kayak Paddle

DUAL-TECH
B0303011



DUAL-TECH
2-in-1 Adjustable Aluminum iSUP
& Kayak Paddle (3-4 sections)

CANOE
B0302946



CANOE PADDLE
Two-section Paddle

KAYAK ACCESSORIES 2021



KAYAK HIGH-BACK SEAT

B0302945



**AREO II 16"
KAYAK HAND PUMP**

B0302958



**AREO III 11"
KAYAK FOOT PUMP**

B0302959



**AREO IV 8"
KAYAK FOOT PUMP**

B0302960



SLIDE-IN KAYAK FIN

B0302976



BLUEDRIVE S

THE NEW ERA OF WATER SPORTS

Meet the latest generation of AQUA MARINA electric water propulsion device - BLUEDRIVE S. Explore a new way for remote locations with your paddle boards. The BLUEDRIVE S is an electric motor designed to fit almost all types of watercrafts with a fin box. It helps you to extend trips and save more energy when fighting against wind and current.

360° Water Intake

BLUEDRIVE S jet-engine is equipped with 360° water intake design for best efficiency.

High Performance

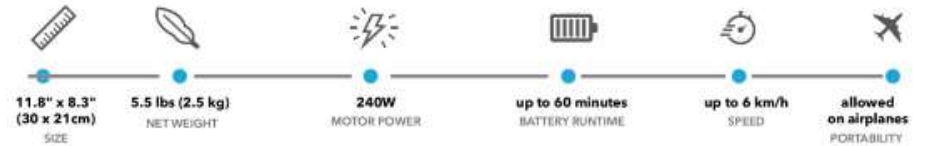
Replace the fin and extend your board with the new BLUEDRIVE S. Your SUP board or kayak gets an E-power boost of up to 6km/h.

Safe Connection

The power pack is connected to user with a leash for automatic shut-off to prevent runaway if you fall in the water.

Great Portability

The whole pack of the new BLUEDRIVE S weighs only 5.1kg (Gross Weight) and is allowed on airplanes.



LI-ION BATTERY THE PORTABLE POWER PACK

Weighing only 2.8lbs (1.25kg), our rechargeable lithium-ion battery is extremely light while highly efficient for great portability.

BLUEDRIVE S POWER FIN

SPEED
MOTOR POWER
LI-LION BATTERY PACKAGE
BATTERY CASE

PF-240S

4-6 km/h
12V DC, 240W
11.1V DC, 8.8Ah
BATTERY BOX (B0302966).
Size of 8.3" x 6.1" x 3" (210 x 155 x 75mm). Waterproof, with emergency stop switch.
12.6V DC, 5.0A, 230V/50Hz
CHARGER
RUNTIME
WIRELESS REMOTE CONTROL
ACCESSORY



AIR PLATFORM ISLAND

Perfect for your
endless water life!



ISLAND 8'2"

BT-I250

LENGTH	WIDTH	THICKNESS	VOLUME
8'2" / 250cm	63" / 160cm	6" / 15cm	560L
WEIGHT	MAX. PAYLOAD	MAX. AIR PRESSURE	
29.1 lbs / 13.2 kg	584 lbs / 265 kg	8 psi	



Carry Bag



Double Action Pump



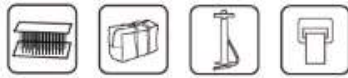
Connection Strap



ISLAND+ 8'2"

BT-I250P

LENGTH 8'2" / 250cm	WIDTH 63" / 160cm	THICKNESS 6" / 15cm	VOLUME 560L
WEIGHT 33.1 lbs / 15 kg	MAX. PAYLOAD 584 lbs / 265 kg	MAX. AIR PRESSURE 8 psi	



Carry Bag



Double Action Pump



Connection Strap



AIRCAT

GET READY TO BE ASTONISHED BY
THIS NEW WATERCRAFT: AIRCAT,
THE ALL-AROUND CHAMPION ON
THE WATER.



AIRCAT

BT-AC285 9'4"

LENGTH	WIDTH	FLOOR	NET WEIGHT
9'4" / 285cm	63" / 160cm	DWF air	66 lbs / 30 kg
AIR CHAMBER	MAX. PASSENGER	MAX. PAYLOAD	
4 + 1	4	880 lbs / 400kg	
OUTBOARD ENGINE			
3.7KW / 5HP			

BT-AC335 11'0"

LENGTH	WIDTH	FLOOR	NET WEIGHT
11'0" / 335cm	63" / 160cm	DWF air	73.7 lbs / 33.5 kg
AIR CHAMBER	MAX. PASSENGER	MAX. PAYLOAD	
4 + 1	5	1100 lbs / 500kg	
OUTBOARD ENGINE			
7.5KW / 10HP			



Carry Bag



Double Action Pump
LIQUID AIR V1



Oar Set



AIRCAT DETAILS



Built with heavy-duty marine grade reinforced PVC.



Built-in oar lock system for easy rowing. Oar set included.



Mounted carrying handles.



Marine grade plywood transom for outboard motor.



Integrated drain valve design.



The high quality anti-collision strap will get the boat well protected when there is an impact.

PROFESSIONAL


HEAVY-DUTY

HIGH-SPEED



INFLATABLE BOAT

U-DELUXE



U-DELUXE



BT-UD250 8'2"



BT-UD298 9'9"



BT-UD350 11'6"

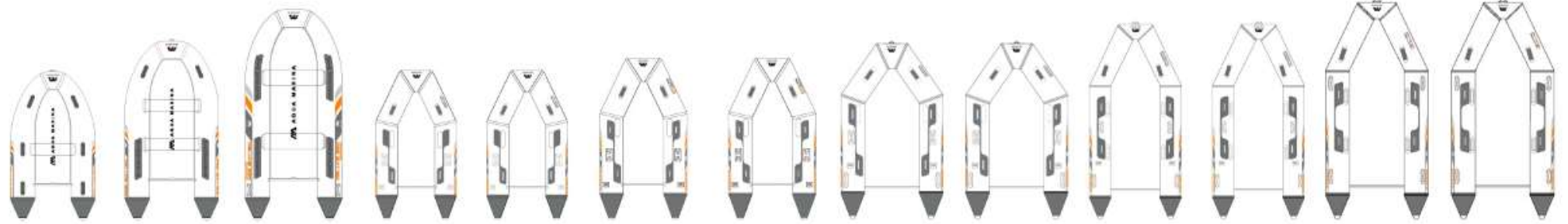


A-DELUXE



QUICKFINDER

DELUXE



	U-DELUXE			A-DELUXE				A-DELUXE					
ITEM NO.	BT-UD250	BT-UD298	BT-UD350	BT-88810	BT-88830	BT-88850	BT-88850AL	BT-06300WD	BT-06300AL	BT-06330WD	BT-06330AL	BT-06360WD	BT-06360AL
SIZE (IN)	9'9" x 61"	9'9" x 63"	11'6" x 63"	8'2" x 4'3"	8'2" x 4'3"	9'1" x 4'11"	9'1" x 4'11"	9'9" x 5'	9'9" x 5'	11' x 5'	11' x 5'	12' x 5'9"	12' x 5'9"
SIZE (CM)	250 x 140	298 x 155	350 x 160	250 x 129	250 x 129	277 x 150	277 x 150	296 x 153	296 x 153	330 x 153	330 x 153	359 x 176	359 x 176
FLOOR TYPE	DWF air	DWF air	DWF air	Slat wood	Inflatable	Wood	Aluminum	Wood	Aluminum	Wood	Aluminum	Wood	Aluminum
AIR PRESSURE	0.25 bar hull, 1.0 bar floor	0.25 bar hull, 1.0 bar floor	0.25 bar hull, 1.0 bar floor	0.16 bar hull	0.16 bar hull, 0.04 bar floor	0.16 bar hull	0.16 bar hull	0.16 bar hull	0.16 bar hull	0.25 bar hull	0.25 bar hull	0.25 bar hull	0.25 bar hull
NO. OF AIR CHAMBER	3 + 1	3 + 1	3 + 1	3	3 + 1	3 + keel	3 + keel	3 + keel	3 + keel	3 + keel	3 + keel	3 + keel	3 + keel
MAX. PASSENGER	2 + 1	3 + 1	5	2 + 1	2 + 1	3 + 1	3 + 1	4	4	5	5	5 + 1	5 + 1
MAX. PAYLOAD	616 lbs / 280 kg	792 lbs / 360 kg	1056 lbs / 480 kg	529 lbs / 240 kg	529 lbs / 240 kg	705 lbs / 320 kg	705 lbs / 320 kg	794 lbs / 360 kg	794 lbs / 360 kg	1058 lbs / 480 kg	1058 lbs / 480 kg	1190 lbs / 540 kg	1190 lbs / 540 kg
TRANSOM HEIGHT (SHORT SHAFT ENGINE ONLY)	15" (38.1cm)	15" (38.1cm)	15" (38.1cm)	15" (38.1cm)	15" (38.1cm)	15" (38.1cm)	15" (38.1cm)	15" (38.1cm)	15" (38.1cm)	15" (38.1cm)	15" (38.1cm)	15" (38.1cm)	15" (38.1cm)
MAX. MOTOR POWER	3.7KW/5HP	11KW/15HP	14.7KW/20HP	3KW/4HP	3KW/4HP	7.5KW/9.9HP	7.5KW / 9.9HP	7.5KW/9.9HP	7.5KW/9.9HP	11KW/15HP	11KW/15HP	14.7KW/20HP	14.7KW/20HP
NET WEIGHT	55.1 lbs / 25 kg	61.6 lbs / 28 kg	74.8 lbs / 34 kg	55.1 lbs / 25 kg	46.3 lbs / 21 kg	73.9 lbs / 33.5 kg	77 lbs / 35 kg	85.8 lbs / 39 kg	90.4 lbs / 41 kg	94.6 lbs / 43 kg	92.4 lbs / 42 kg	129.8 lbs / 59 kg	125.4 lbs / 57 kg
WARRANTY	12-month	12-month	12-month	12-month	12-month	12-month	12-month	12-month	12-month	12-month	12-month	12-month	12-month
CONTAINS	Wooden bench seat, double action hand pump, 1 pair of aluminum oars, carry bag, repair kit, manual			Wooden bench seat, pressure gauge, 16" hand pump, 1 pair of aluminum oars, carry bag, repair kit, manual				Wooden bench seat, pressure gauge, 16" hand pump for BT-06300/330WD/AL, 18" hand pump for BT-06360WD/AL, 1 pair of aluminum oars, carry bag, repair kit, manual					

RASHGUARDS

All AM Rashguards are made of high elastic SpanFlex UV jersey. The hand-feel and toughness of this supreme material is just magnificent. AM Rashguards have a comfortable and snug fit, to protect you from UV radiation, rash and chill.

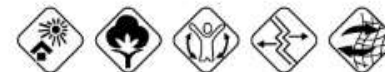
ULTIMATE

**PROTECTION
AND STYLE**



RASHGUARD SS

UPF 50+
PROTECTION



ATLAS C-M18SS-GR



MIRAI C-M18SS-NA



SCENE C-M17SS-WH / BK / BL



AVENIR C-W18SS-NA



ALLUV C-W17SS-WB / PK



RASHGUARD LS / PANT

UPF 50+
PROTECTION



DIVISION C-M17LS-GR



DIVISION C-M17PT-BK



ILLUSION C-W17LS-BL / BK



ILLUSION C-W17PT-BL / BK



MEN'S BOARDSHORTSV

TAHITI C-M18BS-NA / GR



WOMEN'S BEACH SKIRT

AVENIR C-W18SH-NA



DAZZLED C-W18SH-BK / WH



BOARDSHORTS

ILLUSION C-W17SH-PK



MEN'S NEOPRENE TOP 2MM / SHORTS 2MM

NOSARA
C-M18NT-NA



NOSARA
C-M18NS-NA

NEOPRENE JACKET

NOSARA C-M18NJ-GR



NICCI C-W18NJ-GR



MEN'S WETSUIT

MALIBU C-M18WS-NA



LONGJOHN

TOFINO C-M18LJ-NA



WOMEN'S WETSUIT

ATLAS C-W18WS-NA



LONGJOHN

VENICE C-W18LJ-NA



COOLING SLEEVES

TAHITI C-M18CS-NA/BK/GR



AVENIR C-W18CS-OR/WH/LL



AQUA SHOES

RIPPLES II S-18RI-GR/LM/CY/BK/OR





TRADESHOW BOOTH DESIGN



THANK YOU

Oriental Recreational Products (Shanghai)Co., LTD

Sales Office

Capital Mall Plaza Unit 3306-09 No.6088 Humin Road. MinHang 201100

Headquarter

No.1699 DaYe Road Wu Qiao Fengxian Shanghai China 201402