

-AUTEL ADAS-
**COMING
SOON!**

AUTEL® MAXISYS™

ADAS

ADVANCED DRIVER ASSISTANCE SYSTEM


STATIONARY

AUTEL STANDARD FRAME



PORTABLE

AUTEL MA600 FRAME



CALIBRATION TOOL PACKAGES

CALIBRATION FOR CAMERA, RADAR & NIGHT VISION-BASED SYSTEMS.
FOR COLLISION, GLASS REPLACEMENT & SPECIALTY REPAIR SHOPS.



WWW.MAXISYSADAS.COM



WHY SHOULD I OFFER ADAS REPAIRS?

- Repairing ADAS-equipped vehicles is becoming more of a necessity
- We provide the technology for shops to reap the benefits of ADAS repairs

WHEN IS ADAS CALIBRATION REQUIRED?

- Windshield Replacement
- Suspension Repairs
- Wheel Alignment
- Tire Size Change
- Related DTC Is Present
- Sensor or Mounting Bracket Replacement
- Front Airbag Deployment If Deflected Off Windshield
- ADAS-Related TSBs/Manufacturer Position Statement Requirements*
- Mechanical Procedures Like Radiator And Condenser Repairs That Require Removal Of Front-Mounted Sensors

**Refer to NHTSA, the manufacturer or ADAS Tech Support for more information*

SERVICE PROFITS

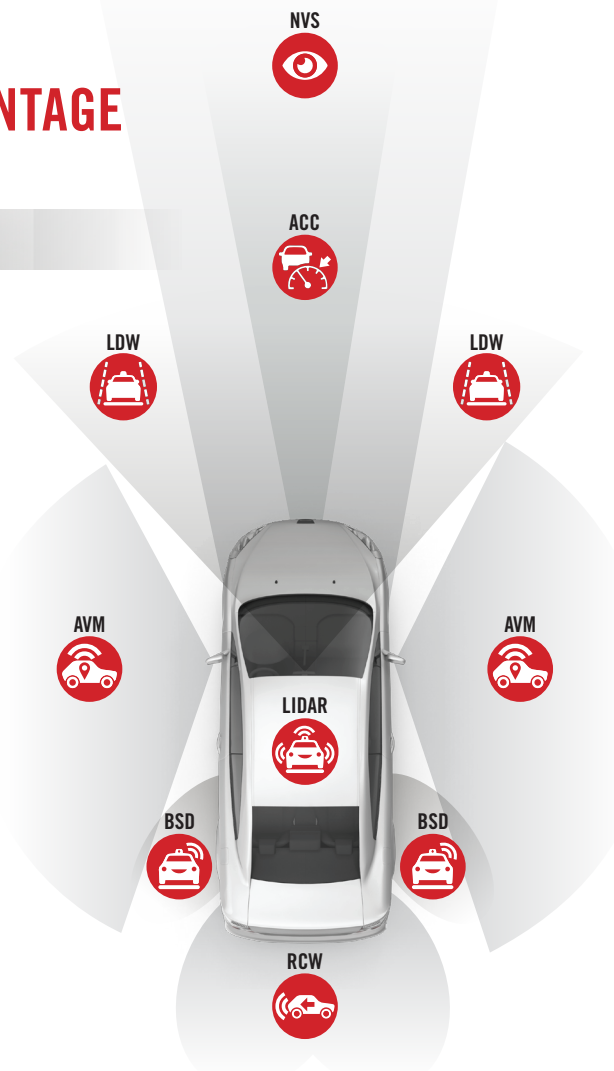
- Having your own ADAS Calibration System saves you time and money that would be spent working with another shop
- It improves cycle time, allows your shop full control of the repair
- No longer transporting vehicles between shops increases up time
- Autel ADAS users report earning 50% ROI (full cost of investment) as early as 4-6 weeks with regular use

WHICH FRAME TO CHOOSE?

Choosing which to consider largely depends on one thing...

How do you intend to perform calibrations?

1. **Q:** Are You Performing All ADAS Calibrations On Site?
A: **STANDARD FRAME**
2. **Q:** Are You Performing ADAS Calibrations In Multiple Locations?
A: **MA600**
3. **Q:** Are You Integrating ADAS Calibrations With An Alignment Machine?
A: **STANDARD FRAME**



ADAPTIVE CRUISE CONTROL (ACC)

Adjusts vehicle speed to maintain a safe distance with vehicles ahead



AROUND VIEW MONITORING (AVM)

Provides 360-degree, bird's-eye view to help with drivers park more easily



BLIND SPOT DETECTION (BSD)

Detects and warns driver of vehicles in either driver or passenger rear corners (blind spot)



LANE DEPARTURE WARNING (LDW)

Warns the driver when the vehicle drifts out of their lane



LIGHT IMAGING DETECTION AND RANGING (LIDAR)

Detects objects in vehicle vicinity to create a 3D map of objects and surroundings



NIGHT VISION SYSTEM (NVS)

Improves a driver's vision in darkness or poor weather



REAR COLLISION WARNING (RCW)


Warns the driver of vehicles coming close to the



ADAS CALIBRATION FRAMES

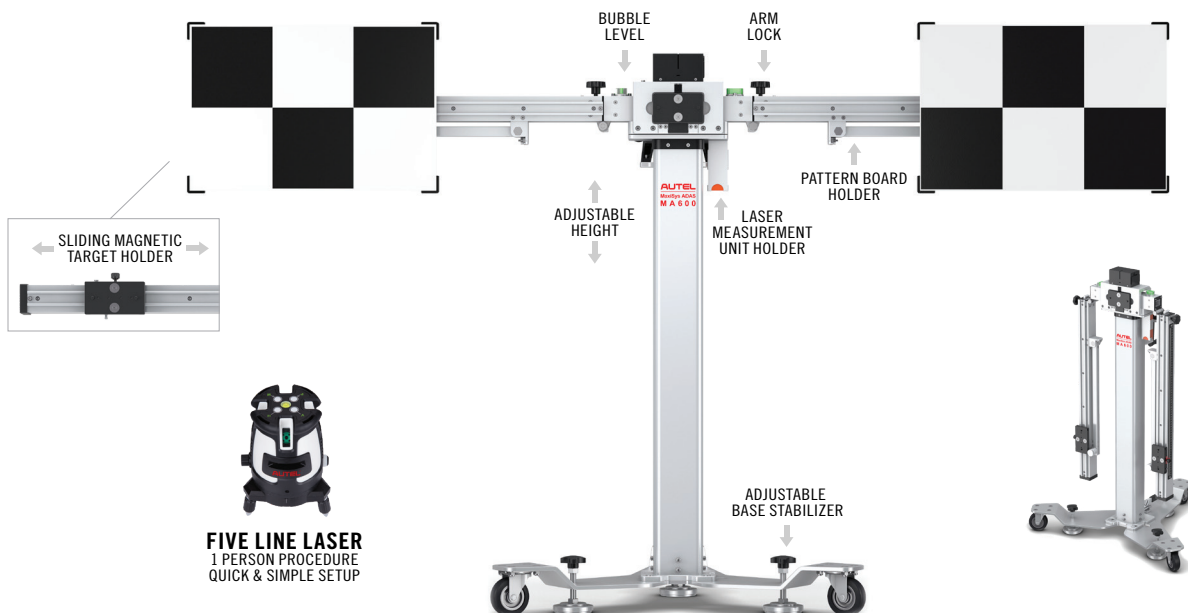
STANDARD FRAME

The Autel MaxiSYS ADAS Standard Frame is ideal for one-location shops or for use with an Alignment Machine. The sturdy, adjustable frame provides a new station to bring ADAS Calibration services in-house.



MA600 FRAME



The Autel MaxiSYS ADAS MA600 Frame is ideal for multi-location shops. The compact frame, folds and disassembles to easily fit into the trunk of a car or service truck.



ADAS STANDARD FRAME LDW PACKAGES

INDUSTRY LEADING COVERAGE

The Autel ADAS Standard Frame is recommended if you perform ADAS Calibrations on site in your shop and/or plan on integrating ADAS Calibrations with an Alignment Machine.



DIGITAL ADAS WILL BE INCLUDED WITH ALL STANDARD FRAME PACKAGES

- INCLUDES -
AUTEL MAXISYS
MS909
WITH MAXIFLASH VCI



PART NO:
ADASLDW20T
LDW 2.0T


EXPANDS LDW CALIBRATION CAPABILITIES
ADAS SOFTWARE UPGRADE INCLUDED (SEE BACK FOR DETAILS)



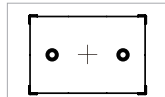
ADAS LDW 2.0 PART NO:
ADASLDW20

EXPANDS LANE DEPARTURE WARNING CALIBRATION CAPABILITIES
ADAS SOFTWARE UPGRADE INCLUDED (SEE BACK FOR DETAILS)

LANE DEPARTURE WARNING




VW/AUDI/PORSCHE LDW
CSC601/01



MERCEDES LDW
CSC601/02




HONDA/ACURA LDW
CSC601/05



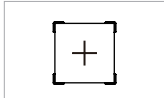
ALFA ROMEO LDW
CSC601/10



NISSAN/INFINITI LDW
CSC601/06-L



NISSAN/INFINITI LDW
CSC601/06-R



HYUNDAI/KIA LDW
CSC601/09




TOYOTA/LEXUS LDW
CSC601/11



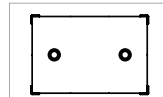
MIITSUBISHI LDW
CSC601/22-L




MIITSUBISHI LDW
CSC601/22-R



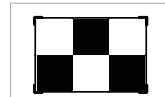
SUBARU LDW
CSC601/14



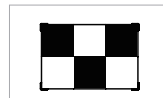
MAZDA LDW
CSC601/12



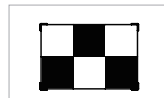
NISSAN LDWII
CSC601/03-L



NISSAN LDWII
CSC601/03-R




HONDA/ACURA LDWII
CSC601/08-L



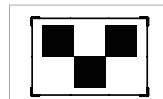
HONDA/ACURA LDWII
CSC601/08-R



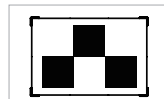
TOYOTA/LEXUS LDWII
CSC601/15



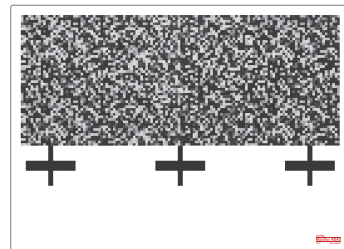
HYUNDAI/KIA LDWII
CSC601/07



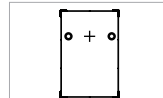
MAZDA LDWII
CSC601/13-L



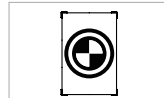
MAZDA LDWII
CSC601/13-R



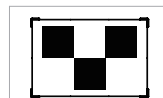
SUBARU LDWII
CSC601/17



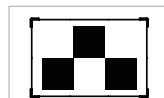
MERCEDES LDWII
CSC601/19



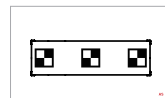
HONDA/ACURA LDWII
CSC601/24



NISSAN/INFINITI LDWIII
CSC601/04-L



NISSAN LDWIIII
CSC601/04-R




TOYOTA/LEXUS LDWIII
CSC601/25



HYUNDAI/KIA LDWIII
CSC701/23

ADAS STANDARD FRAME ALL SYSTEMS PACKAGES

**BOTH INCLUDE
LDW 2.0
PACKAGE**



**- INCLUDES -
AUTEL MAXISYS
MS909
WITH MAXIFLASH VCI**



ADAS ALL SYSTEMS 2.0 PART NO: ADASAS20
THE ULTIMATE FOR CALIBRATION CAPABILITIES
ADAS SOFTWARE UPGRADE INCLUDED (SEE BACK FOR DETAILS)

ADAS ALL SYSTEMS 2.0T PART NO: ADASAS20T
THE ULTIMATE FOR CALIBRATION CAPABILITIES
ADAS SOFTWARE UPGRADE INCLUDED (SEE BACK FOR DETAILS)

AROUND VIEW MONITORING

VW AVM CSC804/01	HONDA AVM CSC1004/02	HONDA AVM CSC1004/03	CADILLAC AVM CSC1004/06	TOYOTA AVM CSC1004/10	HYUNDAI/ KIA AVM CSC1004/04	MITSUBISHI AVM CSC1004/09

NIGHT VISION SYSTEM

VAG/GM NV CALIBRATOR CSC603/01	LEXUS NV PATTERN CSC603/03	MERCEDES NV STAND CSC803/01

ADAPTIVE CRUISE CONTROL

ACC REFLECTOR CSC0602/01	RADAR CALIBRATION PLATE CSC602/02	VW ADR CALIBRATION PLATE CSC0602/08	HITACHI RADAR PLATE CSC802/03	NISSAN AVM CSC1004/11

BLIND SPOT DETECTION

CENTER AXIS LASER CSC500/04	RADAR CALIBRATION BOX CSC605/01	CORNER REFLECTOR STAND CSC800	CORNER REFLECTOR CSC802/01	TARGET STAND CSC802	HONDA LANEWATCH CSC805/02

LIDAR

VW/AUDI LIDAR CALIBRATION BOARD CSC602/04	TOYOTA LIDAR REFLECTOR CSC802/04


REAR COLLISION WARNING

VW RCWI CSC806/01	MERCEDES RCWI CSC1006/01	MERCEDES RCWII CSC1006/02	NISSAN RCWI CSC1006/03	NISSAN RCWII CSC1006/05

MA600 FRAME LDW PACKAGES

INDUSTRY LEADING COVERAGE

If you plan on performing ADAS Calibrations in multiple locations, then the Autel ADAS MA600 Frame is the perfect fit for you. Easy to set-up and disassemble, it's ideal for the tech on-the-go.



- INCLUDES -
AUTEL MAXISYS
MS909
WITH MAXIFLASH VCI



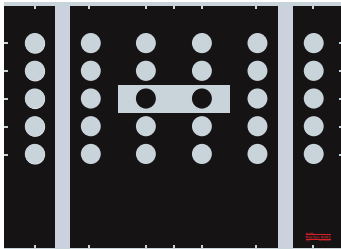
MA600 PART NO: MA600LD20
LDW 2.0T

EXPANDS LDW CALIBRATION CAPABILITIES
ADAS SOFTWARE UPGRADE INCLUDED (SEE BACK FOR DETAILS)

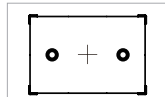


MA600 LDW 2.0 PART NO: MA600LD20
EXPANDS LANE DEPARTURE WARNING CALIBRATION CAPABILITIES
ADAS SOFTWARE UPGRADE INCLUDED (SEE BACK FOR DETAILS)

LANE DEPARTURE WARNING




VW/AUDI/PORSCHE LDW
CSC601/01




MERCEDES LDW
CSC601/02




HONDA/ACURA LDW
CSC601/05



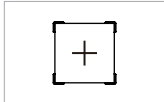
ALFA ROMEO LDW
CSC601/10



NISSAN/INFINITI LDW
CSC601/06-L



NISSAN/INFINITI LDW
CSC601/06-R



HYUNDAI/KIA LDW
CSC601/09



TOYOTA/LEXUS LDW
CSC601/11



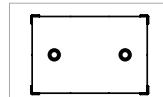
MITSUBISHI LDW
CSC601/22-L




MITSUBISHI LDW
CSC601/22-R



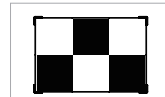
SUBARU LDW
CSC601/14



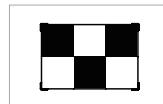
MAZDA LDW
CSC601/12



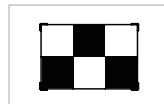
NISSAN LDW
CSC601/03-L



NISSAN LDW
CSC601/03-R




HONDA/ACURA LDW
CSC601/08-L



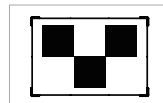
HONDA/ACURA LDW
CSC601/08-R



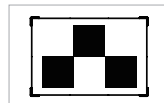
TOYOTA/LEXUS LDW
CSC601/15




HYUNDAI/KIA LDW
CSC601/07



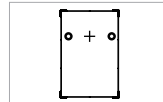
MAZDA LDW
CSC601/13-L



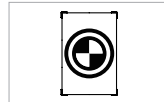
MAZDA LDW
CSC601/13-R



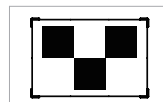
SUBARU LDW
CSC601/17



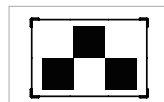
MERCEDES LDW
CSC601/19



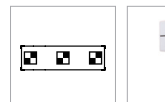
HONDA/ACURA LDW
CSC601/24-01



NISSAN/INFINITI LDW
CSC601/04-L



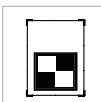
NISSAN LDW
CSC601/04-R



TOYOTA/LEXUS LDW
CSC601/25



HYUNDAI/KIA LDW
CSC701/23




TOYOTA LDW
CSC601/11-01

MA600 FRAME ALL SYSTEMS PACKAGES



**BOTH INCLUDE
LDW 2.0
PACKAGE**



- INCLUDES -
**AUTEL MAXISYS
MS909**
WITH MAXIFLASH VCI



MA600 ALL SYSTEMS 2.0

PART NO:
MA600AS20

THE ULTIMATE FOR CALIBRATION CAPABILITIES
ADAS SOFTWARE UPGRADE INCLUDED (SEE BACK FOR DETAILS)

MA600 ALL SYSTEMS 2.0T

PART NO:
MA600AS20T

THE ULTIMATE FOR CALIBRATION CAPABILITIES
ADAS SOFTWARE UPGRADE INCLUDED (SEE BACK FOR DETAILS)

AROUND VIEW MONITORING

VW AVM CSC804/01	HONDA AVM CSC1004/02	HONDA AVM CSC1004/03	CADILLAC AVM CSC1004/06	TOYOTA AVM CSC1004/10	HYUNDAI/ KIA AVM CSC1004/04	MITSUBISHI AVM CSC1004/09

NIGHT VISION SYSTEM

VAG/GM NV CALIBRATOR CSC603/01	LEXUS NV PATTERN CSC603/03	MERCEDES NV STAND CSC803/01

ADAPTIVE CRUISE CONTROL

ACC REFLECTOR CSC0602/01	RADAR CALIBRATION PLATE CSC602/02	VW ADR CALIBRATION PLATE CSC0602/08	HITACHI RADAR PLATE CSC802/03	NISSAN AVM CSC1004/11

BLIND SPOT DETECTION

RADAR CALIBRATION BOX CSC605/01	CORNER REFLECTOR STAND CSC800	CORNER REFLECTOR CSC802/01	TARGET STAND CSC802	HONDA LANEWATCH CSC805/02

LIDAR

VW/AUDI LIDAR CALIBRATION BOARD CSC602/04	TOYOTA LIDAR REFLECTOR CSC802/04

REAR COLLISION WARNING

VW RCWI CSC806/01	MERCEDES RCWI CSC1006/01	MERCEDES RCWII CSC1006/02	NISSAN RCWI CSC1006/03	NISSAN RCWII CSC1006/05

FRAME ACCESSORY

MOUNTING PLATE: FRAME ADAPTER FOR SELECT ACCESSORIES MA600RAP

LASER MEASUREMENT UNIT	TWO LINE LASER CSC1500/03	L BRACKET CSC1500/04	FIVE LINE LASER CSC1500/05	LASER ASSISTED REFLECTOR CSC1500/06	PLUMB LINE CSC1500/07	LASER REFLECTIVE BOARD CSC1500/08

SMARTER DIAGNOSTICS

STARTS HERE

AVAILABLE
WITH SELECT
PACKAGES

AUTEL® MAXISYS™
MS909
WITH MAXIFLASH VCI



— FEATURES INCLUDE —

**INTELLIGENT
DIAGNOSTICS**

- REPAIR ASSIST
- GUIDED DIAGNOSTICS

**TOPOLOGY
MODULE MAP**

- ALL SYSTEM STATUS SCREEN
- COLOR CODED FAULTS

**POWERFUL
HARDWARE**

- OCTA-CORE PROCESSOR
- 128GB MEMORY

INCLUDED
WITH ALL
PACKAGES
VALUED AT
\$995

NOW YOU CAN ADD
ADAS SOFTWARE TO
ANY MAXISYS TABLET

Autel ADAS Software features easy-to-use graphic instruction to guide you through the entire calibration process.



Autel ADAS Software for the Standard Frame System is compatible with the following MaxiSYS Tablets:

- MS908
- MS908P
- MS908S
- MS908SP
- MSELite
- MS909
- MS919
- MSUltra

