

User Guide

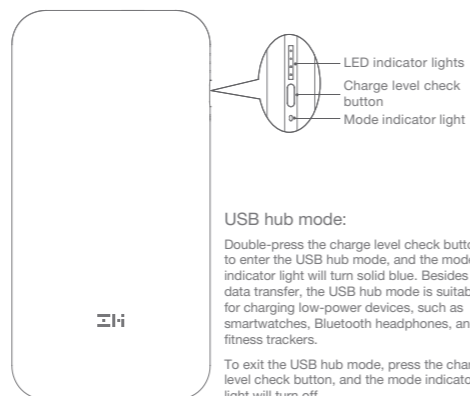
PowerPack 20000

Model: QB820
High-Speed Rechargeable
Li-Ion Portable Power Bank



Quick Start Guide


- Get to know your PowerPack



1

- Check the charge level of your PowerPack

Press the charge level check button, and the set of lights corresponding to the current charge level will begin to flash. When the PowerPack is completely drained and needs to be recharged, the lights will stay off.

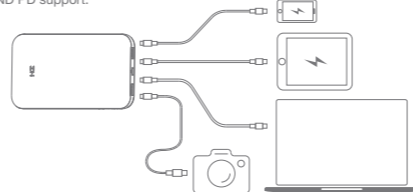


NOTE: The charge level check button is not a typical ON/OFF switch. A single press will wake up the device from sleep, but will not turn it off if already on. By design, the device (including the lights) will turn off automatically within 30 seconds after it has gone idle.

- Charge your smartphones, tablets, laptops, or other USB devices

Connect your digital device to a USB-A or USB-C port of the PowerPack with a quality charge cable. As the device is being charged, the PowerPack's LED indicator lights will flash.

NOTE: Please verify that your laptop is of a newer model with a USB-C port AND PD support.



2

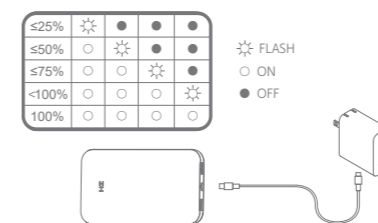
Tip: Using a quality charge/sync cable not only improves energy efficiency and shortens the charge time, but also reduces the risk of potential damage to your device and PowerPack.

- Recharge your PowerPack

A quality charge cable with a USB-C connector on one end and a USB-A or USB-C on the other end can be used. Plug the USB-C connector of the cable into the PowerPack's input (middle) port and the other connector into the matching port of a USB power adapter. The LED indicator lights will flash and then stay on solid one by one as the charging progresses.

For a 20,000 mAh battery pack like the PowerPack 20000, it is crucial that the battery gets electricity as fast as possible during recharge, so that it can be ready for the next use in no time. A more powerful charger with a higher rated wattage (18W+) is strongly recommended. The PowerPack 20000 is designed to recharge via USB PD or Quick Charge fast-charging power adapters as well as via conventional power plug. Here are some suggested power adapters for recharging the PowerPack:

- MacBook (2015 or later), MacBook Pro (2016 or later) stock Apple USB-C power adapter (29W, 30W, 61W, or 87W)
- Google Pixelbook USB-C power adapter (45W)
- ZMI PowerPlug Turbo USB-C charger (45W)
- Google Pixel USB-C charging plug (18W)



3

- Factory reset

The PowerPack is designed to safeguard against short-circuiting by entering a temporary, protective mode, waiting to be reset. To reset, connect the PowerPack to an AC/wall adapter via a quality charging cable and plug the AC adapter into a wall outlet; unplug and replug the PowerPack's side of the cable while leaving the AC adapter plugged in the outlet. Short-circuiting on a port can sometimes result from using a frayed/damaged charging cord. To avoid the protective mode being triggered again, it is strongly suggested that you replace your frayed/damaged cord ASAP.

Specifications

Model	QB820
Battery Type	Lithium ion cell
Cell Capacity	20,000 mAh 3.6V 72Wh
Maximum Charging Voltage	8.4V DC
Operating Temperature	32° to 113°F (0° to 45°C)
Input	5-20V ⚡ Max 45W
Output	Max 45W (overall) 1x USB-C: 5-20V ⚡ Max 40W 2x USB-A: 5.0V ⚡ 2.4A 9.0V ⚡ 2A 12.0V ⚡ 1.5A Max 18W (combined)
Recharge Time	Approximately 3.8 hours with a 5-20V DC 45W USB PD power adapter. Approximately 5.5 hours with a 9V/2A 12V/1.5A power adapter and quality charge cable. Approximately 8.7 hours with a 5V/2A power adapter and quality charge cable.
Dimensions	6.31 x 3.22 x 0.83 in (160.4 x 81.8 x 21 mm)
Weight	14.29 oz (405 g)

4

Welcome

Thank you for choosing our product. Your support is most appreciated. We are committed to delivering premium phone and tablet accessories at reasonable price points. Your complete satisfaction is our utmost concern.

This product has been designed with the aims of achieving heavy-duty capacity, portability, functionality, and aesthetics. Its 20,000 mAh or 72 watt-hour cell capacity can support a mobile lifestyle that emphasizes keeping oneself entertained and/or productive while on-the-go for an extended period of time.

Moreover, the product provides the user with extra USB ports when needed. Its sleek, indigo blue patinaed enclosure honors low-key sophistication and professionalism, perfectly complementing the essential toolkit of a road warrior. Specific product features are as follows:

Features

Safety:

Multiple protections for your digital devices and PowerPack against short circuits, overcharge, overdischarge, overtemperature, and other abnormalities.

Efficiency:

Best-in-class lithium ion cells are used to attain the highest energy efficiency. The PowerPack, via its USB-C port, leverages bidirectional Power Delivery (PD) over a wide range of voltages (5 to 20 volts) for high-speed inbound and outbound charging with a 45-watt maximum power rating.

Compatibility:

The product employs a built-in smart detection IC chip, which ensures its universal compatibility with all major smartphones, tablets, MacBook models, and other USB devices. The portable charger supports USB PD 2.0 as well as fast charging for Quick Charge 2.0/3.0 capable devices.

5

Warnings

- Do not disassemble.
- Do not expose to liquids.
- Do not short-circuit.
- Avoid dropping.
- Avoid extreme temperatures (above 140°F or 60°C).

FCC

This device complies with Part 15 of the FCC Rules. Operation is subject to the following two conditions: (1) This device may not cause harmful interference, and (2) this device must accept any interference received, including interference that may cause undesired operation.

CE

Hereby declares that this equipment is in compliance with the Electromagnetic Compatibility (EMC) Directive 2014/30/EU.

Test standards:

- EN61000-6-3: 2007+A1: 2011+AC: 2012
- EN61000-3-2: 2014
- EN61000-3-3: 2013
- EN61000-6-1: 2001
- EN55032: 2015
- EN55024: 2010/A1: 2015



6

18-Month Limited Warranty

The product has an 18-month limited warranty, unless the warranty is voided by one or more of the following:

- Unauthorized repair, incorrect use, drop, negligence, abuse, liquid damage, accident, alteration, improper use with non-ZMI-branded accessories, or removing or altering product labeling
- Warranty expiration

Customer Service

Web: zmiusa.com/support

Email: support@zmiusa.com

Phone: +1 (844) 828-2302

ZMI USA Corporation, 120 San Lucar Ct, Sunnyvale, CA 94086-5213

For FAQs and more information, please visit:

zmiusa.com/support



@zmiusa

@zmiusa

@zmiusacorp



Be in charge. Anytime. Anywhere.

8