

**SAMPLE NAME: cbdMD Freeze 2 oz 100 mg Roller**

Infused, Non-Inhalable

**CULTIVATOR / MANUFACTURER**

Business Name:

License Number:

Address:

**DISTRIBUTOR / TESTED FOR**

Business Name: cbdMD

License Number:

Address:



**SAMPLE DETAIL**

Batch Number: 21049FRE

Sample ID: 210324R005

Date Collected: 03/24/2021

Date Received: 03/24/2021

Batch Size:

Sample Size: 1.0 units

Unit Mass: 60 grams per Unit

Serving Size: 1 grams per Serving



Scan QR code to verify authenticity of results.

**CANNABINOID ANALYSIS - SUMMARY**

Total THC: **Not Detected**

Total CBD: **114.180 mg/unit**

Sum of Cannabinoids: **128.880 mg/unit**

Total Cannabinoids: **128.880 mg/unit**

Total THC/CBD is calculated using the following formulas to take into account the loss of a carboxyl group during the decarboxylation step:  
 Total THC =  $\Delta 9\text{THC} + (\text{THCa} \cdot 0.877)$   
 Total CBD =  $\text{CBD} + (\text{CBDa} \cdot 0.877)$   
 Sum of Cannabinoids =  $\Delta 9\text{THC} + \text{THCa} + \text{CBD} + \text{CBDa} + \text{CBG} + \text{CBGa} + \text{THCV} + \text{THCVa} + \text{CBC} + \text{CBCa} + \text{CBDV} + \text{CBDVa} + \Delta 8\text{THC} + \text{CBL} + \text{CBN}$   
 Total Cannabinoids =  $(\Delta 9\text{THC} + 0.877 \cdot \text{THCa}) + (\text{CBD} + 0.877 \cdot \text{CBDa}) + (\text{CBG} + 0.877 \cdot \text{CBGa}) + (\text{THCV} + 0.877 \cdot \text{THCVa}) + (\text{CBC} + 0.877 \cdot \text{CBCa}) + (\text{CBDV} + 0.877 \cdot \text{CBDVa}) + \Delta 8\text{THC} + \text{CBL} + \text{CBN}$

Moisture: NT

Density: NT

Viscosity: NT

**TERPENOID ANALYSIS - SUMMARY**

39 TESTED, TOP 3 HIGHLIGHTED

Total Terpenoids: **4.1828%**



**SAFETY ANALYSIS - SUMMARY**

$\Delta 9\text{THC}$  per Unit: **PASS**

Pesticides: **PASS**

Heavy Metals: **PASS**

Foreign Material: NT

Mycotoxins: **PASS**

Microbial Impurities (PCR): NT

Water Activity: NT

Residual Solvents: NT

Microbial Impurities (Plating): ND

Vitamin E: NT


For quality assurance purposes. Not a Pre-Harvest Hemp Lab Test Report. These results relate only to the sample included on this report. This report shall not be reproduced, except in full, without written approval of the laboratory.

**Sample Certification:** California Code of Regulations Title 16 Effect Date January 16, 2019. Authority: Section 26013, Business and Professions Code. Reference: Sections 26100, 26104 and 26110, Business and Professions Code.

**Decision Rule:** Statements of conformity (e.g. Pass/Fail) to specifications are made in this report without taking measurement uncertainty into account. Where statements of conformity are made in this report, the following decision rules are applied: PASS - Results within limits/specifications, FAIL - Results exceed limits/specifications.

**References:** limit of detection (LOD), limit of quantification (LOQ), not detected (ND), not tested (NT) too numerous to count >250 cfu/plate (TNTC), colony-forming unit (cfu)

  
 LQC verified by: Josh Antunovich  
 Date: 03/30/2021

  
 Approved by: Josh Wurzer, President  
 Date: 03/30/2021



## Cannabinoid Analysis

Tested by high-performance liquid chromatography with diode-array detection (HPLC-DAD).

Method: QSP 1157 - Analysis of Cannabinoids by HPLC-DAD

**TOTAL THC: Not Detected**

Total THC ( $\Delta 9\text{THC} + 0.877 * \text{THCa}$ )

**TOTAL CBD: 114.180 mg/unit**

Total CBD ( $\text{CBD} + 0.877 * \text{CBDA}$ )

**TOTAL CANNABINOIDS: 128.880 mg/unit**

Total Cannabinoids (Total THC) + (Total CBD) + (Total CBG) + (Total THCV) + (Total CBC) + (Total CBDV) +  $\Delta 8\text{THC}$  + CBL + CBN

**TOTAL CBG: 10.380 mg/unit**

Total CBG ( $\text{CBG} + 0.877 * \text{CBGa}$ )

**TOTAL THCV: ND**

Total THCV ( $\text{THCV} + 0.877 * \text{THCVa}$ )

**TOTAL CBC: ND**

Total CBC ( $\text{CBC} + 0.877 * \text{CBCa}$ )

**TOTAL CBDV: ND**

Total CBDV ( $\text{CBDV} + 0.877 * \text{CBDVa}$ )

CANNABINOID TEST RESULTS - 03/25/2021

COMPOUND	LOD/LOQ (mg/g)	MEASUREMENT UNCERTAINTY (mg/g)	RESULT (mg/g)	RESULT (%)
CBD	0.004 / 0.011	$\pm 0.0912$	1.903	0.1903
CBG	0.002 / 0.006	$\pm 0.0108$	0.173	0.0173
CBN	0.001 / 0.007	$\pm 0.0027$	0.072	0.0072
$\Delta 9\text{THC}$	0.002 / 0.014	N/A	ND	ND
$\Delta 8\text{THC}$	0.01 / 0.02	N/A	ND	ND
THCa	0.001 / 0.005	N/A	ND	ND
THCV	0.002 / 0.012	N/A	ND	ND
THCVa	0.002 / 0.019	N/A	ND	ND
CBDA	0.001 / 0.026	N/A	ND	ND
CBDV	0.002 / 0.012	N/A	ND	ND
CBDVa	0.001 / 0.018	N/A	ND	ND
CBGa	0.002 / 0.007	N/A	ND	ND
CBL	0.003 / 0.010	N/A	ND	ND
CBC	0.003 / 0.010	N/A	ND	ND
CBCa	0.001 / 0.015	N/A	ND	ND
<b>SUM OF CANNABINOIDS</b>			<b>2.148 mg/g</b>	<b>0.2148%</b>

Unit Mass: 60 grams per Unit / Serving Size: 1 grams per Serving

$\Delta 9\text{THC}$ per Unit	1120 per-package limit	ND	PASS
$\Delta 9\text{THC}$ per Serving		ND	
Total THC per Unit		ND	
Total THC per Serving		ND	
CBD per Unit		114.180 mg/unit	
CBD per Serving		1.903 mg/serving	
Total CBD per Unit		114.180 mg/unit	
Total CBD per Serving		1.903 mg/serving	
Sum of Cannabinoids per Unit		128.880 mg/unit	
Sum of Cannabinoids per Serving		2.148 mg/serving	
Total Cannabinoids per Unit		128.880 mg/unit	
Total Cannabinoids per Serving		2.148 mg/serving	

MOISTURE TEST RESULT

Not Tested
------------

DENSITY TEST RESULT

Not Tested
------------

VISCOSITY TEST RESULT

Not Tested
------------





## Terpenoid Analysis

Terpene analysis utilizing gas chromatography-flame ionization detection (GC-FID).

Method: QSP 1192 - Analysis of Terpenoids by GC-FID

### 1 Menthol

A monoterpenoid alcohol with a fragrance that can be described as fresh, cool and herbal. It is responsible for the distinct odor of mint. It is frequently added to cigarettes and mouthwash as a flavorant. Found in mint, sunflower, micromeria, mountain mint, rose geranium, pennyroyal, tarragon, savory, basil, juniper, couch grass, rhubarb, acinos (basil thyme), ironwort, muña...etc.

### 2 α Bisabolol

A sesquiterpene alcohol with a fragrance that can be described as floral, peppery, sweet and clean. Found in chamomile, figwort, yarrow, skullcaps, lavender, ironwort, germander...etc.

### 3 γ Terpinene

One of four isomers of the monoterpene Terpinene. It has a fragrance that can be described as sweet, spicy, tropical, woody and oily with a hint of citrus. Found in marjoram, cardamom, tea tree, bible hyssop...etc.

## TERPENOID TEST RESULTS - 03/29/2021

COMPOUND	LOD/LOQ (mg/g)	MEASUREMENT UNCERTAINTY (mg/g)	RESULT (mg/g)	RESULT (%)
Menthol	0.008 / 0.025	±1.6478	41.196	4.1196
α Bisabolol	0.008 / 0.026	±0.0093	0.175	0.0175
γ Terpinene	0.006 / 0.018	±0.0029	0.165	0.0165
(-)-Isopulegol	0.005 / 0.016	±0.0034	0.085	0.0085
α Terpinene	0.005 / 0.017	±0.0009	0.060	0.0060
Borneol	0.005 / 0.016	±0.0018	0.043	0.0043
p-Cymene	0.005 / 0.016	±0.0009	0.035	0.0035
Terpinolene	0.008 / 0.026	±0.0006	0.028	0.0028
Eucalyptol	0.006 / 0.018	±0.0006	0.022	0.0022
α Pinene	0.005 / 0.017	±0.0002	0.019	0.0019
β Pinene	0.004 / 0.014	N/A	<LOQ	<LOQ
Limonene	0.005 / 0.016	N/A	<LOQ	<LOQ
Terpineol	0.016 / 0.055	N/A	<LOQ	<LOQ
Nerolidol	0.009 / 0.028	N/A	<LOQ	<LOQ
Camphene	0.005 / 0.015	N/A	ND	ND
Sabinene	0.004 / 0.014	N/A	ND	ND
Myrcene	0.008 / 0.025	N/A	ND	ND
α Phellandrene	0.006 / 0.020	N/A	ND	ND
3 Carene	0.005 / 0.018	N/A	ND	ND
Ocimene	0.011 / 0.038	N/A	ND	ND
Sabinene Hydrate	0.006 / 0.022	N/A	ND	ND
Fenchone	0.009 / 0.028	N/A	ND	ND
Linalool	0.009 / 0.032	N/A	ND	ND
Fenchol	0.010 / 0.034	N/A	ND	ND
Camphor	0.006 / 0.019	N/A	ND	ND
Isoborneol	0.004 / 0.012	N/A	ND	ND
Nerol	0.003 / 0.011	N/A	ND	ND
Citronellol	0.003 / 0.010	N/A	ND	ND
R-(+)-Pulegone	0.003 / 0.011	N/A	ND	ND
Geraniol	0.002 / 0.007	N/A	ND	ND
Geranyl Acetate	0.004 / 0.014	N/A	ND	ND
α Cedrene	0.005 / 0.016	N/A	ND	ND
β Caryophyllene	0.004 / 0.012	N/A	ND	ND
trans-β-Farnesene	0.008 / 0.025	N/A	ND	ND
α Humulene	0.009 / 0.029	N/A	ND	ND
Valencene	0.009 / 0.030	N/A	ND	ND
Caryophyllene Oxide	0.010 / 0.033	N/A	ND	ND
Guaiol	0.009 / 0.030	N/A	ND	ND
Cedrol	0.008 / 0.027	N/A	ND	ND
<b>TOTAL TERPENOIDS</b>			<b>41.828 mg/g</b>	<b>4.1828%</b>



 **Pesticide Analysis**

CATEGORY 1 PESTICIDE TEST RESULTS - 03/27/2021  **PASS**

**CATEGORY 1 AND 2 PESTICIDES**

Pesticide and plant growth regulator analysis utilizing high-performance liquid chromatography-mass spectrometry (HPLC-MS) or gas chromatography-mass spectrometry (GC-MS). \*GC-MS utilized where indicated.

**Method:** QSP 1212 - Analysis of Pesticides and Mycotoxins by LC-MS or QSP 1213 - Analysis of Pesticides by GC-MS

COMPOUND	LOD/LOQ (µg/g)	ACTION LIMIT (µg/g)	MEASUREMENT UNCERTAINTY (µg/g)	RESULT (µg/g)	RESULT
Aldicarb	0.03 / 0.08	≥ LOD	N/A	ND	PASS
Carbofuran	0.02 / 0.05	≥ LOD	N/A	ND	PASS
Chlordane*	0.03 / 0.08	≥ LOD	N/A	ND	PASS
Chlorfenapyr*	0.03 / 0.10	≥ LOD	N/A	ND	PASS
Chlorpyrifos	0.02 / 0.06	≥ LOD	N/A	ND	PASS
Coumaphos	0.02 / 0.07	≥ LOD	N/A	ND	PASS
Daminozide	0.02 / 0.07	≥ LOD	N/A	ND	PASS
DDVP (Dichlorvos)	0.03 / 0.09	≥ LOD	N/A	ND	PASS
Dimethoate	0.03 / 0.08	≥ LOD	N/A	ND	PASS
Ethoprop(hos)	0.03 / 0.10	≥ LOD	N/A	ND	PASS
Etofenprox	0.02 / 0.06	≥ LOD	N/A	ND	PASS
Fenoxycarb	0.03 / 0.08	≥ LOD	N/A	ND	PASS
Fipronil	0.03 / 0.08	≥ LOD	N/A	ND	PASS
Imazalil	0.02 / 0.06	≥ LOD	N/A	ND	PASS
Methiocarb	0.02 / 0.07	≥ LOD	N/A	ND	PASS
Methyl parathion	0.03 / 0.10	≥ LOD	N/A	ND	PASS
Mevinphos	0.03 / 0.09	≥ LOD	N/A	ND	PASS
Paclobutrazol	0.02 / 0.05	≥ LOD	N/A	ND	PASS
Propoxur	0.03 / 0.09	≥ LOD	N/A	ND	PASS
Spiroxamine	0.03 / 0.08	≥ LOD	N/A	ND	PASS
Thiacloprid	0.03 / 0.10	≥ LOD	N/A	ND	PASS


CATEGORY 2 PESTICIDE TEST RESULTS - 03/27/2021  **PASS**

Abamectin	0.03 / 0.10	0.3	N/A	ND	PASS
Acephate	0.02 / 0.07	5	N/A	ND	PASS
Acequinocyl	0.02 / 0.07	4	N/A	ND	PASS
Acetamiprid	0.02 / 0.05	5	N/A	ND	PASS
Azoxystrobin	0.02 / 0.07	40	N/A	ND	PASS
Bifenazate	0.01 / 0.04	5	N/A	ND	PASS
Bifenthrin	0.02 / 0.05	0.5	N/A	ND	PASS
Boscalid	0.03 / 0.09	10	N/A	ND	PASS
Captan	0.19 / 0.57	5	N/A	ND	PASS
Carbaryl	0.02 / 0.06	0.5	N/A	ND	PASS
Chlorantraniliprole	0.04 / 0.12	40	N/A	ND	PASS

Continued on next page



 **Pesticide Analysis** *Continued*

**CATEGORY 2 PESTICIDE TEST RESULTS - 03/27/2021** *continued*  **PASS**

**CATEGORY 1 AND 2 PESTICIDES**

Pesticide and plant growth regulator analysis utilizing high-performance liquid chromatography-mass spectrometry (HPLC-MS) or gas chromatography-mass spectrometry (GC-MS). \*GC-MS utilized where indicated.

**Method:** QSP 1212 - Analysis of Pesticides and Mycotoxins by LC-MS or QSP 1213 - Analysis of Pesticides by GC-MS

COMPOUND	LOD/LOQ (µg/g)	ACTION LIMIT (µg/g)	MEASUREMENT UNCERTAINTY (µg/g)	RESULT (µg/g)	RESULT
Clofentezine	0.03 / 0.09	0.5	N/A	ND	PASS
Cyfluthrin	0.12 / 0.38	1	N/A	ND	PASS
Cypermethrin	0.11 / 0.32	1	N/A	ND	PASS
Diazinon	0.02 / 0.05	0.2	N/A	ND	PASS
Dimethomorph	0.03 / 0.09	20	N/A	ND	PASS
Etoxazole	0.02 / 0.06	1.5	N/A	ND	PASS
Fenhexamid	0.03 / 0.09	10	N/A	ND	PASS
Fenpyroximate	0.02 / 0.06	2	N/A	ND	PASS
Flonicamid	0.03 / 0.10	2	N/A	ND	PASS
Fludioxonil	0.03 / 0.10	30	N/A	ND	PASS
Hexythiazox	0.02 / 0.07	2	N/A	ND	PASS
Imidacloprid	0.04 / 0.11	3	N/A	ND	PASS
Kresoxim-methyl	0.02 / 0.07	1	N/A	ND	PASS
Malathion	0.03 / 0.09	5	N/A	ND	PASS
Metalaxyl	0.02 / 0.07	15	N/A	ND	PASS
Methomyl	0.03 / 0.10	0.1	N/A	ND	PASS
Myclobutanil	0.03 / 0.09	9	N/A	ND	PASS
Naled	0.02 / 0.07	0.5	N/A	ND	PASS
Oxamyl	0.04 / 0.11	0.2	N/A	ND	PASS
Pentachloronitrobenzene*	0.03 / 0.09	0.2	N/A	ND	PASS
Permethrin	0.04 / 0.12	20	N/A	ND	PASS
Phosmet	0.03 / 0.10	0.2	N/A	ND	PASS
Piperonylbutoxide	0.02 / 0.07	8	N/A	ND	PASS
Prallethrin	0.03 / 0.08	0.4	N/A	ND	PASS
Propiconazole	0.02 / 0.07	20	N/A	ND	PASS
Pyrethrins	0.04 / 0.12	1	N/A	ND	PASS
Pyridaben	0.02 / 0.07	3	N/A	ND	PASS
Spinetoram	0.02 / 0.07	3	N/A	ND	PASS
Spinosad	0.02 / 0.07	3	N/A	ND	PASS
Spiromesifen	0.02 / 0.05	12	N/A	ND	PASS
Spirotetramat	0.02 / 0.06	13	N/A	ND	PASS
Tebuconazole	0.02 / 0.07	2	N/A	ND	PASS
Thiamethoxam	0.03 / 0.10	4.5	N/A	ND	PASS
Trifloxystrobin	0.03 / 0.08	30	N/A	ND	PASS





### Mycotoxin Analysis

Mycotoxin analysis utilizing high-performance liquid chromatography-mass spectrometry (HPLC-MS).

**Method:** QSP 1212 - Analysis of Pesticides and Mycotoxins by LC-MS

MYCOTOXIN TEST RESULTS - 03/26/2021 ✔ PASS

COMPOUND	LOD/LOQ (µg/kg)	ACTION LIMIT (µg/kg)	MEASUREMENT UNCERTAINTY (µg/kg)	RESULT (µg/kg)	RESULT
Aflatoxin B1	2.0 / 6.0		N/A	ND	
Aflatoxin B2	1.8 / 5.6		N/A	ND	
Aflatoxin G1	1.0 / 3.1		N/A	ND	
Aflatoxin G2	1.2 / 3.5		N/A	ND	
Total Aflatoxin		20		ND	PASS
Ochratoxin A	6.3 / 19.2	20	N/A	ND	PASS



### Heavy Metals Analysis

Heavy metal analysis utilizing inductively coupled plasma-mass spectrometry (ICP-MS).

**Method:** QSP 1160 - Analysis of Heavy Metals by ICP-MS

HEAVY METALS TEST RESULTS - 03/26/2021 ✔ PASS

COMPOUND	LOD/LOQ (µg/g)	ACTION LIMIT (µg/g)	MEASUREMENT UNCERTAINTY (µg/g)	RESULT (µg/g)	RESULT
Cadmium	0.02 / 0.05	0.5	N/A	ND	PASS
Lead	0.04 / 0.1	0.5	N/A	ND	PASS
Arsenic	0.02 / 0.1	1.5	N/A	ND	PASS
Mercury	0.002 / 0.01	3	N/A	ND	PASS



### Microbial Impurities Analysis

PCR AND PLATING

Analysis conducted by polymerase chain reaction (PCR) and fluorescence detection of microbial impurities.

**Method:** QSP 1221 - Analysis of Microbial Impurities

MICROBIAL IMPURITIES TEST RESULTS (PCR) - 03/28/2021 ✔ PASS

COMPOUND	ACTION LIMIT	RESULT	RESULT
Shiga toxin-producing <i>Escherichia coli</i>	Detect	ND	PASS
<i>Salmonella</i> spp.	Detect	ND	PASS
<i>Listeria monocytogenes</i>		ND	

Analysis conducted by 3M™ Petrifilm™ and plate counts of microbial impurities.

**Method:** QSP 6794 - Plating with 3M™ Petrifilm™

MICROBIAL IMPURITIES TEST RESULTS (PLATING) - 03/28/2021 ND

COMPOUND	RESULT (cfu/g)
Total Aerobic Bacteria	ND
Total Yeast and Mold	ND

**NOTES**

COA amended to reflect requested assays



**SAMPLE NAME: cbdMD Freeze 2 oz 150 mg Roller**

Infused, Non-Inhalable

**CULTIVATOR / MANUFACTURER**

Business Name:

License Number:

Address:

**DISTRIBUTOR / TESTED FOR**

Business Name: cbdMD

License Number:

Address:

**SAMPLE DETAIL**

Batch Number: FRE11012

Sample ID: 210315T004

Date Collected: 03/15/2021

Date Received: 03/15/2021

Batch Size:

Sample Size: 1.0 units

Unit Mass: 56.699 grams per Unit

Serving Size:



**CANNABINOID ANALYSIS - SUMMARY**

Total THC: **Not Detected**

Total CBD: **180.303 mg/unit**

Sum of Cannabinoids: **182.287 mg/unit**

Total Cannabinoids: **182.287 mg/unit**

Total THC/CBD is calculated using the following formulas to take into account the loss of a carboxyl group during the decarboxylation step:  
 Total THC =  $\Delta 9\text{THC} + (\text{THCa} \cdot 0.877)$   
 Total CBD =  $\text{CBD} + (\text{CBDa} \cdot 0.877)$   
 Sum of Cannabinoids =  $\Delta 9\text{THC} + \text{THCa} + \text{CBD} + \text{CBDa} + \text{CBG} + \text{CBGa} + \text{THCV} + \text{THCVa} + \text{CBC} + \text{CBCa} + \text{CBDV} + \text{CBDVa} + \Delta 8\text{THC} + \text{CBL} + \text{CBN}$   
 Total Cannabinoids =  $(\Delta 9\text{THC} + 0.877 \cdot \text{THCa}) + (\text{CBD} + 0.877 \cdot \text{CBDa}) + (\text{CBG} + 0.877 \cdot \text{CBGa}) + (\text{THCV} + 0.877 \cdot \text{THCVa}) + (\text{CBC} + 0.877 \cdot \text{CBCa}) + (\text{CBDV} + 0.877 \cdot \text{CBDVa}) + \Delta 8\text{THC} + \text{CBL} + \text{CBN}$

Moisture: NT

Density: NT

Viscosity: NT

**TERPENOID ANALYSIS - SUMMARY**

39 TESTED, TOP 3 HIGHLIGHTED

Total Terpenoids: **3.3205%**



**SAFETY ANALYSIS - SUMMARY**

$\Delta 9\text{THC}$  per Unit: **PASS**

Pesticides: **PASS**

Heavy Metals: **PASS**

Foreign Material: NT

Mycotoxins: **PASS**

Microbial Impurities (PCR): **PASS**

Water Activity: NT

Residual Solvents: NT

Microbial Impurities (Plating): **ND**

Vitamin E: NT


For quality assurance purposes. Not a Pre-Harvest Hemp Lab Test Report. These results relate only to the sample included on this report. This report shall not be reproduced, except in full, without written approval of the laboratory.

**Sample Certification:** California Code of Regulations Title 16 Effect Date January 16, 2019. Authority: Section 26013, Business and Professions Code. Reference: Sections 26100, 26104 and 26110, Business and Professions Code.

**Decision Rule:** Statements of conformity (e.g. Pass/Fail) to specifications are made in this report without taking measurement uncertainty into account. Where statements of conformity are made in this report, the following decision rules are applied: PASS - Results within limits/specifications, FAIL - Results exceed limits/specifications.

**References:** limit of detection (LOD), limit of quantification (LOQ), not detected (ND), not tested (NT) too numerous to count >250 cfu/plate (TNTC), colony-forming unit (cfu)

  
 LQC verified by: Josh Antunovich  
 Date: 03/26/2021

  
 Approved by: Josh Wurzer, President  
 Date: 03/26/2021



CANNABINOID TEST RESULTS - 03/17/2021

Tested by high-performance liquid chromatography with diode-array detection (HPLC-DAD).

Method: QSP 1157 - Analysis of Cannabinoids by HPLC-DAD

**TOTAL THC: Not Detected**

Total THC ( $\Delta 9$ THC+0.877\*THCa)

**TOTAL CBD: 180.303 mg/unit**

Total CBD (CBD+0.877\*CBDA)

**TOTAL CANNABINOIDS: 182.287 mg/unit**

Total Cannabinoids (Total THC) + (Total CBD) + (Total CBG) + (Total THCV) + (Total CBC) + (Total CBDV) +  $\Delta 8$ THC + CBL + CBN

**TOTAL CBG: ND**

Total CBG (CBG+0.877\*CBGa)

**TOTAL THCV: ND**

Total THCV (THCV+0.877\*THCVa)

**TOTAL CBC: ND**

Total CBC (CBC+0.877\*CBCa)

**TOTAL CBDV: 0.907 mg/unit**

Total CBDV (CBDV+0.877\*CBDVa)

COMPOUND	LOD/LOQ (mg/g)	MEASUREMENT UNCERTAINTY (mg/g)	RESULT (mg/g)	RESULT (%)
CBD	0.004 / 0.011	±0.1523	3.180	0.3180
CBN	0.001 / 0.007	±0.0007	0.019	0.0019
CBDV	0.002 / 0.012	±0.0008	0.016	0.0016
$\Delta 9$ THC	0.002 / 0.014	N/A	ND	ND
$\Delta 8$ THC	0.01 / 0.02	N/A	ND	ND
THCa	0.001 / 0.005	N/A	ND	ND
THCV	0.002 / 0.012	N/A	ND	ND
THCVa	0.002 / 0.019	N/A	ND	ND
CBDA	0.001 / 0.026	N/A	ND	ND
CBDVa	0.001 / 0.018	N/A	ND	ND
CBG	0.002 / 0.006	N/A	ND	ND
CBGa	0.002 / 0.007	N/A	ND	ND
CBL	0.003 / 0.010	N/A	ND	ND
CBC	0.003 / 0.010	N/A	ND	ND
CBCa	0.001 / 0.015	N/A	ND	ND
<b>SUM OF CANNABINOIDS</b>			<b>3.215 mg/g</b>	<b>0.3215%</b>

Unit Mass: 56.699 grams per Unit

$\Delta 9$ THC per Unit	1120 per-package limit	ND	PASS
Total THC per Unit		ND	
CBD per Unit		180.303 mg/unit	
Total CBD per Unit		180.303 mg/unit	
Sum of Cannabinoids per Unit		182.287 mg/unit	
Total Cannabinoids per Unit		182.287 mg/unit	

MOISTURE TEST RESULT

Not Tested

DENSITY TEST RESULT

Not Tested

VISCOSITY TEST RESULT

Not Tested







## Terpenoid Analysis

Terpene analysis utilizing gas chromatography-flame ionization detection (GC-FID).

Method: QSP 1192 - Analysis of Terpenoids by GC-FID

### 1 Menthol

A monoterpenoid alcohol with a fragrance that can be described as fresh, cool and herbal. It is responsible for the distinct odor of mint. It is frequently added to cigarettes and mouthwash as a flavorant. Found in mint, sunflower, micromeria, mountain mint, rose geranium, pennyroyal, tarragon, savory, basil, juniper, couch grass, rhubarb, acinos (basil thyme), ironwort, muña...etc.

### 2 (-)-Isopulegol

A monoterpenoid with a fragrance that can be described as woody and minty. It is also a constituent of toxic secretions of exploding ants. Found in eucalyptus, rosemary, citrus, lemon-verbena, micromeria, lemon balm...etc.

### 3 $\gamma$ Terpinene

One of four isomers of the monoterpene Terpinene. It has a fragrance that can be described as sweet, spicy, tropical, woody and oily with a hint of citrus. Found in marjoram, cardamom, tea tree, bible hyssop...etc.

## TERPENOID TEST RESULTS - 03/19/2021

COMPOUND	LOD/LOQ (mg/g)	MEASUREMENT UNCERTAINTY (mg/g)	RESULT (mg/g)	RESULT (%)
Menthol	0.008 / 0.025	± 1.3165	32.912	3.2912
(-)-Isopulegol	0.005 / 0.016	± 0.0028	0.070	0.0070
$\gamma$ Terpinene	0.006 / 0.018	± 0.0011	0.062	0.0062
p-Cymene	0.005 / 0.016	± 0.0016	0.061	0.0061
Myrcene	0.008 / 0.025	± 0.0007	0.054	0.0054
$\alpha$ Terpinene	0.005 / 0.017	± 0.0004	0.026	0.0026
Limonene	0.005 / 0.016	± 0.0003	0.020	0.0020
$\alpha$ Pinene	0.005 / 0.017	N/A	<LOQ	<LOQ
Terpinolene	0.008 / 0.026	N/A	<LOQ	<LOQ
Camphene	0.005 / 0.015	N/A	ND	ND
Sabinene	0.004 / 0.014	N/A	ND	ND
$\beta$ Pinene	0.004 / 0.014	N/A	ND	ND
$\alpha$ Phellandrene	0.006 / 0.020	N/A	ND	ND
3 Carene	0.005 / 0.018	N/A	ND	ND
Eucalyptol	0.006 / 0.018	N/A	ND	ND
Ocimene	0.011 / 0.038	N/A	ND	ND
Sabinene Hydrate	0.006 / 0.022	N/A	ND	ND
Fenchone	0.009 / 0.028	N/A	ND	ND
Linalool	0.009 / 0.032	N/A	ND	ND
Fenchol	0.010 / 0.034	N/A	ND	ND
Camphor	0.006 / 0.019	N/A	ND	ND
Isoborneol	0.004 / 0.012	N/A	ND	ND
Borneol	0.005 / 0.016	N/A	ND	ND
Terpineol	0.016 / 0.055	N/A	ND	ND
Nerol	0.003 / 0.011	N/A	ND	ND
Citronellol	0.003 / 0.010	N/A	ND	ND
R-(+)-Pulegone	0.003 / 0.011	N/A	ND	ND
Geraniol	0.002 / 0.007	N/A	ND	ND
Geranyl Acetate	0.004 / 0.014	N/A	ND	ND
$\alpha$ Cedrene	0.005 / 0.016	N/A	ND	ND
$\beta$ Caryophyllene	0.004 / 0.012	N/A	ND	ND
trans- $\beta$ -Farnesene	0.008 / 0.025	N/A	ND	ND
$\alpha$ Humulene	0.009 / 0.029	N/A	ND	ND
Valencene	0.009 / 0.030	N/A	ND	ND
Nerolidol	0.009 / 0.028	N/A	ND	ND
Caryophyllene Oxide	0.010 / 0.033	N/A	ND	ND
Guaiol	0.009 / 0.030	N/A	ND	ND
Cedrol	0.008 / 0.027	N/A	ND	ND
$\alpha$ Bisabolol	0.008 / 0.026	N/A	ND	ND
<b>TOTAL TERPENOIDS</b>			<b>33.205 mg/g</b>	<b>3.3205%</b>



 **Pesticide Analysis**

**CATEGORY 1 PESTICIDE TEST RESULTS - 03/26/2021**  **PASS**

**CATEGORY 1 AND 2 PESTICIDES**

Pesticide and plant growth regulator analysis utilizing high-performance liquid chromatography-mass spectrometry (HPLC-MS) or gas chromatography-mass spectrometry (GC-MS). \*GC-MS utilized where indicated.

**Method:** QSP 1212 - Analysis of Pesticides and Mycotoxins by LC-MS or QSP 1213 - Analysis of Pesticides by GC-MS

COMPOUND	LOD/LOQ (µg/g)	ACTION LIMIT (µg/g)	MEASUREMENT UNCERTAINTY (µg/g)	RESULT (µg/g)	RESULT
Aldicarb	0.03 / 0.08	≥ LOD	N/A	ND	PASS
Carbofuran	0.02 / 0.05	≥ LOD	N/A	ND	PASS
Chlordane*	0.03 / 0.08	≥ LOD	N/A	ND	PASS
Chlorfenapyr*	0.03 / 0.10	≥ LOD	N/A	ND	PASS
Chlorpyrifos	0.02 / 0.06	≥ LOD	N/A	ND	PASS
Coumaphos	0.02 / 0.07	≥ LOD	N/A	ND	PASS
Daminozide	0.02 / 0.07	≥ LOD	N/A	ND	PASS
DDVP (Dichlorvos)	0.03 / 0.09	≥ LOD	N/A	ND	PASS
Dimethoate	0.03 / 0.08	≥ LOD	N/A	ND	PASS
Ethoprop(hos)	0.03 / 0.10	≥ LOD	N/A	ND	PASS
Etofenprox	0.02 / 0.06	≥ LOD	N/A	ND	PASS
Fenoxycarb	0.03 / 0.08	≥ LOD	N/A	ND	PASS
Fipronil	0.03 / 0.08	≥ LOD	N/A	ND	PASS
Imazalil	0.02 / 0.06	≥ LOD	N/A	ND	PASS
Methiocarb	0.02 / 0.07	≥ LOD	N/A	ND	PASS
Methyl parathion	0.03 / 0.10	≥ LOD	N/A	ND	PASS
Mevinphos	0.03 / 0.09	≥ LOD	N/A	ND	PASS
Paclobutrazol	0.02 / 0.05	≥ LOD	N/A	ND	PASS
Propoxur	0.03 / 0.09	≥ LOD	N/A	ND	PASS
Spiroxamine	0.03 / 0.08	≥ LOD	N/A	ND	PASS
Thiacloprid	0.03 / 0.10	≥ LOD	N/A	ND	PASS


**CATEGORY 2 PESTICIDE TEST RESULTS - 03/26/2021**  **PASS**

Abamectin	0.03 / 0.10	0.3	N/A	ND	PASS
Acephate	0.02 / 0.07	5	N/A	ND	PASS
Acequinocyl	0.02 / 0.07	4	N/A	ND	PASS
Acetamiprid	0.02 / 0.05	5	N/A	ND	PASS
Azoxystrobin	0.02 / 0.07	40	N/A	ND	PASS
Bifenazate	0.01 / 0.04	5	N/A	ND	PASS
Bifenthrin	0.02 / 0.05	0.5	N/A	ND	PASS
Boscalid	0.03 / 0.09	10	N/A	ND	PASS
Captan	0.19 / 0.57	5	N/A	ND	PASS
Carbaryl	0.02 / 0.06	0.5	N/A	ND	PASS
Chlorantraniliprole	0.04 / 0.12	40	N/A	ND	PASS

Continued on next page



 **Pesticide Analysis** *Continued*

CATEGORY 2 PESTICIDE TEST RESULTS - 03/26/2021 *continued*  **PASS**

**CATEGORY 1 AND 2 PESTICIDES**

Pesticide and plant growth regulator analysis utilizing high-performance liquid chromatography-mass spectrometry (HPLC-MS) or gas chromatography-mass spectrometry (GC-MS). \*GC-MS utilized where indicated.

**Method:** QSP 1212 - Analysis of Pesticides and Mycotoxins by LC-MS or QSP 1213 - Analysis of Pesticides by GC-MS

COMPOUND	LOD/LOQ (µg/g)	ACTION LIMIT (µg/g)	MEASUREMENT UNCERTAINTY (µg/g)	RESULT (µg/g)	RESULT
Clofentezine	0.03 / 0.09	0.5	N/A	ND	PASS
Cyfluthrin	0.12 / 0.38	1	N/A	ND	PASS
Cypermethrin	0.11 / 0.32	1	N/A	ND	PASS
Diazinon	0.02 / 0.05	0.2	N/A	ND	PASS
Dimethomorph	0.03 / 0.09	20	N/A	ND	PASS
Etoxazole	0.02 / 0.06	1.5	N/A	ND	PASS
Fenhexamid	0.03 / 0.09	10	N/A	ND	PASS
Fenpyroximate	0.02 / 0.06	2	N/A	ND	PASS
Flonicamid	0.03 / 0.10	2	N/A	ND	PASS
Fludioxonil	0.03 / 0.10	30	N/A	ND	PASS
Hexythiazox	0.02 / 0.07	2	N/A	ND	PASS
Imidacloprid	0.04 / 0.11	3	N/A	ND	PASS
Kresoxim-methyl	0.02 / 0.07	1	N/A	ND	PASS
Malathion	0.03 / 0.09	5	N/A	ND	PASS
Metalaxyl	0.02 / 0.07	15	N/A	ND	PASS
Methomyl	0.03 / 0.10	0.1	N/A	ND	PASS
Myclobutanil	0.03 / 0.09	9	N/A	ND	PASS
Naled	0.02 / 0.07	0.5	N/A	ND	PASS
Oxamyl	0.04 / 0.11	0.2	N/A	ND	PASS
Pentachloronitrobenzene*	0.03 / 0.09	0.2	N/A	ND	PASS
Permethrin	0.04 / 0.12	20	N/A	ND	PASS
Phosmet	0.03 / 0.10	0.2	N/A	ND	PASS
Piperonylbutoxide	0.02 / 0.07	8	N/A	ND	PASS
Prallethrin	0.03 / 0.08	0.4	N/A	ND	PASS
Propiconazole	0.02 / 0.07	20	N/A	ND	PASS
Pyrethrins	0.04 / 0.12	1	N/A	ND	PASS
Pyridaben	0.02 / 0.07	3	N/A	ND	PASS
Spinetoram	0.02 / 0.07	3	N/A	ND	PASS
Spinosad	0.02 / 0.07	3	N/A	ND	PASS
Spiromesifen	0.02 / 0.05	12	N/A	ND	PASS
Spirotetramat	0.02 / 0.06	13	N/A	ND	PASS
Tebuconazole	0.02 / 0.07	2	N/A	ND	PASS
Thiamethoxam	0.03 / 0.10	4.5	N/A	ND	PASS
Trifloxystrobin	0.03 / 0.08	30	N/A	ND	PASS





### Mycotoxin Analysis

Mycotoxin analysis utilizing high-performance liquid chromatography-mass spectrometry (HPLC-MS).

**Method:** QSP 1212 - Analysis of Pesticides and Mycotoxins by LC-MS

#### MYCOTOXIN TEST RESULTS - 03/20/2021 ✔ PASS

COMPOUND	LOD/LOQ (µg/kg)	ACTION LIMIT (µg/kg)	MEASUREMENT UNCERTAINTY (µg/kg)	RESULT (µg/kg)	RESULT
Aflatoxin B1	2.0 / 6.0		N/A	ND	
Aflatoxin B2	1.8 / 5.6		N/A	ND	
Aflatoxin G1	1.0 / 3.1		N/A	ND	
Aflatoxin G2	1.2 / 3.5		N/A	ND	
Total Aflatoxin		20		ND	PASS
Ochratoxin A	6.3 / 19.2	20	N/A	ND	PASS



### Heavy Metals Analysis

Heavy metal analysis utilizing inductively coupled plasma-mass spectrometry (ICP-MS).

**Method:** QSP 1160 - Analysis of Heavy Metals by ICP-MS

#### HEAVY METALS TEST RESULTS - 03/17/2021 ✔ PASS

COMPOUND	LOD/LOQ (µg/g)	ACTION LIMIT (µg/g)	MEASUREMENT UNCERTAINTY (µg/g)	RESULT (µg/g)	RESULT
Cadmium	0.02 / 0.05	0.5	N/A	ND	PASS
Lead	0.04 / 0.1	0.5	N/A	ND	PASS
Arsenic	0.02 / 0.1	1.5	N/A	ND	PASS
Mercury	0.002 / 0.01	3	N/A	ND	PASS



### Microbial Impurities Analysis

PCR AND PLATING

Analysis conducted by polymerase chain reaction (PCR) and fluorescence detection of microbial impurities.

**Method:** QSP 1221 - Analysis of Microbial Impurities

#### MICROBIAL IMPURITIES TEST RESULTS (PCR) - 03/20/2021 ✔ PASS

COMPOUND	ACTION LIMIT	RESULT	RESULT
Shiga toxin-producing <i>Escherichia coli</i>	Detect	ND	PASS
<i>Salmonella</i> spp.	Detect	ND	PASS

Analysis conducted by 3M™ Petrifilm™ and plate counts of microbial impurities.

**Method:** QSP 6794 - Plating with 3M™ Petrifilm™

#### MICROBIAL IMPURITIES TEST RESULTS (PLATING) - 03/20/2021 ND

COMPOUND	RESULT (cfu/g)
Aerobic Plate Count	ND
Total Yeast and Mold	ND



**SAMPLE NAME: cbdMD Freeze 3 oz 300 mg Roller**

Infused, Hemp Topical

**CULTIVATOR / MANUFACTURER**

**Business Name:**

**License Number:**

**Address:**

**DISTRIBUTOR / TESTED FOR**

**Business Name: cbdMD**

**License Number:**

**Address:**

**SAMPLE DETAIL**

**Batch Number: 21300FRE**

**Sample ID: 211116S017**

**Date Collected: 11/16/2021**

**Date Received: 11/16/2021**

**Batch Size:**

**Sample Size: 1.0 units**

**Unit Mass: 90 milliliters per Unit**

**Serving Size:**



Scan QR code to verify authenticity of results.

**CANNABINOID ANALYSIS - SUMMARY**

**Total THC: Not Detected**

**Total CBD: 342.090 mg/unit**

**Sum of Cannabinoids: 351.000 mg/unit**

**Total Cannabinoids: 351.000 mg/unit**

Total THC/CBD is calculated using the following formulas to take into account the loss of a carboxyl group during the decarboxylation step:  
 Total THC =  $\Delta 9\text{THC} + (\text{THCa} \cdot 0.877)$   
 Total CBD =  $\text{CBD} + (\text{CBDa} \cdot 0.877)$   
 Sum of Cannabinoids =  $\Delta 9\text{THC} + \text{THCa} + \text{CBD} + \text{CBDa} + \text{CBG} + \text{CBGa} + \text{THCV} + \text{THCVa} + \text{CBC} + \text{CBCa} + \text{CBDV} + \text{CBDVa} + \Delta 8\text{THC} + \text{CBL} + \text{CBN}$   
 Total Cannabinoids =  $(\Delta 9\text{THC} + 0.877 \cdot \text{THCa}) + (\text{CBD} + 0.877 \cdot \text{CBDa}) + (\text{CBG} + 0.877 \cdot \text{CBGa}) + (\text{THCV} + 0.877 \cdot \text{THCVa}) + (\text{CBC} + 0.877 \cdot \text{CBCa}) + (\text{CBDV} + 0.877 \cdot \text{CBDVa}) + \Delta 8\text{THC} + \text{CBL} + \text{CBN}$

**Density: 0.9978 g/mL**

**TERPENOID ANALYSIS - SUMMARY**

39 TESTED, TOP 3 HIGHLIGHTED

**Total Terpenoids: 0.43214%**

● **Menthol 42.454 mg/g**
●  **$\alpha$  Bisabolol 0.319 mg/g**
●  **$\gamma$  Terpinene 0.159 mg/g**

**SAFETY ANALYSIS - SUMMARY**

**Pesticides: ✔ PASS**

**Mycotoxins: ✔ PASS**

**Heavy Metals: ✔ PASS**

**Microbiology (PCR): ✔ PASS**

**Microbiology (Plating): ✔ PASS**


For quality assurance purposes. Not a Pre-Harvest Hemp Lab Test Report. These results relate only to the sample included on this report. This report shall not be reproduced, except in full, without written approval of the laboratory.

**Sample Certification:** Action Limits used in this report are a compilation of guidance from state regulatory agencies in all states. Action limits for required tests are either state-specific, or the lower of any conflicting state regulations based upon the panel requested.

**Decision Rule:** Statements of conformity (e.g. Pass/Fail) to specifications are made in this report without taking measurement uncertainty into account. Where statements of conformity are made in this report, the following decision rules are applied: PASS - Results within limits/specifications, FAIL - Results exceed limits/specifications.

**References:** limit of detection (LOD), limit of quantification (LOQ), not detected (ND), not tested (NT), too numerous to count >250 cfu/plate (TNTC), colony-forming unit (cfu)

  
 LQC verified by: Josh Antunovich  
 Date: 11/20/2021

  
 Approved by: Josh Wurzer, President  
 Date: 11/20/2021



## Cannabinoid Analysis

Tested by high-performance liquid chromatography with diode-array detection (HPLC-DAD).

Method: QSP 1157 - Analysis of Cannabinoids by HPLC-DAD

**TOTAL THC: Not Detected**

Total THC ( $\Delta 9$ THC+0.877\*THCa)

**TOTAL CBD: 342.090 mg/unit**

Total CBD (CBD+0.877\*CBDA)

**TOTAL CANNABINOIDS: 351.000 mg/unit**

Total Cannabinoids (Total THC) + (Total CBD) + (Total CBG) + (Total THCV) + (Total CBC) + (Total CBDV) +  $\Delta 8$ THC + CBL + CBN

**TOTAL CBG: 5.400 mg/unit**

Total CBG (CBG+0.877\*CBGa)

**TOTAL THCV: ND**

Total THCV (THCV+0.877\*THCVa)

**TOTAL CBC: ND**

Total CBC (CBC+0.877\*CBCa)

**TOTAL CBDV: ND**

Total CBDV (CBDV+0.877\*CBDVa)

### CANNABINOID TEST RESULTS - 11/17/2021

COMPOUND	LOD/LOQ (mg/mL)	MEASUREMENT UNCERTAINTY (mg/mL)	RESULT (mg/mL)	RESULT (%)
CBD	0.004 / 0.011	$\pm 0.1821$	3.801	0.3809
CBG	0.002 / 0.006	$\pm 0.0037$	0.060	0.0060
CBN	0.001 / 0.007	$\pm 0.0014$	0.039	0.0039
$\Delta 9$ THC	0.002 / 0.014	N/A	ND	ND
$\Delta 8$ THC	0.01 / 0.02	N/A	ND	ND
THCa	0.001 / 0.005	N/A	ND	ND
THCV	0.002 / 0.012	N/A	ND	ND
THCVa	0.002 / 0.019	N/A	ND	ND
CBDA	0.001 / 0.026	N/A	ND	ND
CBDV	0.002 / 0.012	N/A	ND	ND
CBDVa	0.001 / 0.018	N/A	ND	ND
CBGa	0.002 / 0.007	N/A	ND	ND
CBL	0.003 / 0.010	N/A	ND	ND
CBC	0.003 / 0.010	N/A	ND	ND
CBCa	0.001 / 0.015	N/A	ND	ND
<b>SUM OF CANNABINOIDS</b>			<b>3.900 mg/mL</b>	<b>0.3909%</b>

### Unit Mass: 90 milliliters per Unit

$\Delta 9$ THC per Unit	ND
Total THC per Unit	ND
CBD per Unit	342.090 mg/unit
Total CBD per Unit	342.090 mg/unit
Sum of Cannabinoids per Unit	351.000 mg/unit
Total Cannabinoids per Unit	351.000 mg/unit

### DENSITY TEST RESULT

0.9978 g/mL

Tested 11/17/2021

Method: QSP 7870 - Sample Preparation





## Terpenoid Analysis

Terpene analysis utilizing gas chromatography-flame ionization detection (GC-FID).

Method: QSP 1192 - Analysis of Terpenoids by GC-FID

### 1 Menthol

A monoterpenoid alcohol with a fragrance that can be described as fresh, cool and herbal. It is responsible for the distinct odor of mint. It is frequently added to cigarettes and mouthwash as a flavorant. Found in mint, sunflower, micromeria, mountain mint, rose geranium, pennyroyal, tarragon, savory, basil, juniper, couch grass, rhubarb, acinos (basil thyme), ironwort, muña...etc.

### 2 $\alpha$ Bisabolol

A sesquiterpene alcohol with a fragrance that can be described as floral, peppery, sweet and clean. Found in chamomile, figwort, yarrow, skullcaps, lavender, ironwort, germander...etc.

### 3 $\gamma$ Terpinene

One of four isomers of the monoterpene Terpinene. It has a fragrance that can be described as sweet, spicy, tropical, woody and oily with a hint of citrus. Found in marjoram, cardamom, tea tree, bible hyssop...etc.

## TERPENOID TEST RESULTS - 11/19/2021


COMPOUND	LOD/LOQ (mg/g)	MEASUREMENT UNCERTAINTY (mg/g)	RESULT (mg/g)	RESULT (%)
Menthol	0.008 / 0.025	±1.6982	42.454	4.2454
$\alpha$ Bisabolol	0.008 / 0.026	±0.0170	0.319	0.0319
$\gamma$ Terpinene	0.006 / 0.018	±0.0028	0.159	0.0159
(-)-Isopulegol	0.005 / 0.016	±0.0039	0.096	0.0096
$\alpha$ Terpinene	0.005 / 0.017	±0.0010	0.067	0.0067
p-Cymene	0.005 / 0.016	±0.0012	0.045	0.0045
Terpinolene	0.008 / 0.026	±0.0006	0.031	0.0031
$\alpha$ Pinene	0.005 / 0.017	±0.0002	0.022	0.0022
Eucalyptol	0.006 / 0.018	±0.0005	0.021	0.0021
$\beta$ Pinene	0.004 / 0.014	N/A	<LOQ	<LOQ
Limonene	0.005 / 0.016	N/A	<LOQ	<LOQ
Terpineol	0.016 / 0.055	N/A	<LOQ	<LOQ
Nerolidol	0.009 / 0.028	N/A	<LOQ	<LOQ
Camphene	0.005 / 0.015	N/A	ND	ND
Sabinene	0.004 / 0.014	N/A	ND	ND
Myrcene	0.008 / 0.025	N/A	ND	ND
$\alpha$ Phellandrene	0.006 / 0.020	N/A	ND	ND
3 Carene	0.005 / 0.018	N/A	ND	ND
Ocimene	0.011 / 0.038	N/A	ND	ND
Sabinene Hydrate	0.006 / 0.022	N/A	ND	ND
Fenchone	0.009 / 0.028	N/A	ND	ND
Linalool	0.009 / 0.032	N/A	ND	ND
Fenchol	0.010 / 0.034	N/A	ND	ND
Camphor	0.006 / 0.019	N/A	ND	ND
Isoborneol	0.004 / 0.012	N/A	ND	ND
Borneol	0.005 / 0.016	N/A	ND	ND
Nerol	0.003 / 0.011	N/A	ND	ND
Citronellol	0.003 / 0.010	N/A	ND	ND
R-(+)-Pulegone	0.003 / 0.011	N/A	ND	ND
Geraniol	0.002 / 0.007	N/A	ND	ND
Geranyl Acetate	0.004 / 0.014	N/A	ND	ND
$\alpha$ Cedrene	0.005 / 0.016	N/A	ND	ND
$\beta$ Caryophyllene	0.004 / 0.012	N/A	ND	ND
trans- $\beta$ -Farnesene	0.008 / 0.025	N/A	ND	ND
$\alpha$ Humulene	0.009 / 0.029	N/A	ND	ND
Valencene	0.009 / 0.030	N/A	ND	ND
Caryophyllene Oxide	0.010 / 0.033	N/A	ND	ND
Guaiol	0.009 / 0.030	N/A	ND	ND
Cedrol	0.008 / 0.027	N/A	ND	ND
<b>TOTAL TERPENOIDS</b>			<b>4.3214 %</b>	<b>0.43214%</b>







## Pesticide Analysis

PESTICIDE TEST RESULTS - 11/17/2021  **PASS**

Pesticide and plant growth regulator analysis utilizing high-performance liquid chromatography-mass spectrometry (HPLC-MS) or gas chromatography-mass spectrometry (GC-MS).

\*GC-MS utilized where indicated.

**Method:** QSP 1212 - Analysis of Pesticides and Mycotoxins by LC-MS or QSP 1213 - Analysis of Pesticides by GC-MS

*Exclusions<sup>1</sup> see last page*

*Exclusions<sup>2</sup> see last page*

COMPOUND	LOD/LOQ (µg/g)	ACTION LIMIT (µg/g)	MEASUREMENT UNCERTAINTY (µg/g)	RESULT (µg/g)	RESULT
Abamectin	0.03 / 0.10	0.3	N/A	ND	PASS
Acephate	0.02 / 0.07	5	N/A	ND	PASS
Acequinocyl	0.02 / 0.07	4	N/A	ND	PASS
Acetamiprid	0.02 / 0.05	5	N/A	ND	PASS
Aldicarb	0.03 / 0.08	≥ LOD	N/A	ND	PASS
Azoxystrobin	0.02 / 0.07	40	N/A	ND	PASS
Bifenazate	0.01 / 0.04	5	N/A	ND	PASS
Bifenthrin	0.02 / 0.05	0.5	N/A	ND	PASS
Boscalid	0.03 / 0.09	10	N/A	ND	PASS
Captan	0.19 / 0.57	5	N/A	ND	PASS
Carbaryl	0.02 / 0.06	0.5	N/A	ND	PASS
Carbofuran	0.02 / 0.05	≥ LOD	N/A	ND	PASS
Chlorantraniliprole	0.04 / 0.12	40	N/A	ND	PASS
Chlordane*	0.03 / 0.08	≥ LOD	N/A	ND	PASS
Chlorfenapyr*	0.03 / 0.10	≥ LOD	N/A	ND	PASS
Chlorpyrifos	0.02 / 0.06	≥ LOD	N/A	ND	PASS
Clofentezine	0.03 / 0.09	0.5	N/A	ND	PASS
Coumaphos	0.02 / 0.07	≥ LOD	N/A	ND	PASS
Cyfluthrin	0.12 / 0.38	1	N/A	ND	PASS
Cypermethrin	0.11 / 0.32	1	N/A	ND	PASS
Daminozide	0.02 / 0.07	≥ LOD	N/A	ND	PASS
DDVP (Dichlorvos)	0.03 / 0.09	≥ LOD	N/A	ND	PASS
Diazinon	0.02 / 0.05	0.2	N/A	ND	PASS
Dimethoate	0.03 / 0.08	≥ LOD	N/A	ND	PASS
Dimethomorph	0.03 / 0.09	20	N/A	ND	PASS
Ethoprop(hos)	0.03 / 0.10	≥ LOD	N/A	ND	PASS
Etofenprox	0.02 / 0.06	≥ LOD	N/A	ND	PASS
Etoxazole	0.02 / 0.06	1.5	N/A	ND	PASS
Fenhexamid	0.03 / 0.09	10	N/A	ND	PASS
Fenoxycarb	0.03 / 0.08	≥ LOD	N/A	ND	PASS
Fenpyroximate	0.02 / 0.06	2	N/A	ND	PASS
Fipronil	0.03 / 0.08	≥ LOD	N/A	ND	PASS
Flonicamid	0.03 / 0.10	2	N/A	ND	PASS
Fludioxonil	0.03 / 0.10	30	N/A	ND	PASS
Hexythiazox	0.02 / 0.07	2	N/A	ND	PASS
Imazalil	0.02 / 0.06	≥ LOD	N/A	ND	PASS
Imidacloprid	0.04 / 0.11	3	N/A	ND	PASS
Kresoxim-methyl	0.02 / 0.07	1	N/A	ND	PASS
Malathion	0.03 / 0.09	5	N/A	ND	PASS
Metalaxyl	0.02 / 0.07	15	N/A	ND	PASS
Methiocarb	0.02 / 0.07	≥ LOD	N/A	ND	PASS

Continued on next page







## Pesticide Analysis *Continued*

Pesticide and plant growth regulator analysis utilizing high-performance liquid chromatography-mass spectrometry (HPLC-MS) or gas chromatography-mass spectrometry (GC-MS).

\*GC-MS utilized where indicated.

**Method:** QSP 1212 - Analysis of Pesticides and Mycotoxins by LC-MS or QSP 1213 - Analysis of Pesticides by GC-MS

## PESTICIDE TEST RESULTS - 11/17/2021 *continued* ✔ PASS

COMPOUND	LOD/LOQ (µg/g)	ACTION LIMIT (µg/g)	MEASUREMENT UNCERTAINTY (µg/g)	RESULT (µg/g)	RESULT
Methomyl	0.03 / 0.10	0.1	N/A	ND	PASS
Methyl parathion	0.03 / 0.10	≥ LOD	N/A	ND	PASS
Mevinphos	0.03 / 0.09	≥ LOD	N/A	ND	PASS
Myclobutanil	0.03 / 0.09	9	N/A	ND	PASS
Naled	0.02 / 0.07	0.5	N/A	ND	PASS
Oxamyl	0.04 / 0.11	0.2	N/A	ND	PASS
Paclobutrazol	0.02 / 0.05	≥ LOD	N/A	ND	PASS
Pentachloronitrobenzene*	0.03 / 0.09	0.2	N/A	ND	PASS
Permethrin	0.04 / 0.12	20	N/A	ND	PASS
Phosmet	0.03 / 0.10	0.2	N/A	ND	PASS
Piperonylbutoxide	0.02 / 0.07	8	N/A	ND	PASS
Prallethrin	0.03 / 0.08	0.4	N/A	ND	PASS
Propiconazole	0.02 / 0.07	20	N/A	ND	PASS
Propoxur	0.03 / 0.09	≥ LOD	N/A	ND	PASS
Pyrethrins	0.04 / 0.12	1	N/A	ND	PASS
Pyridaben	0.02 / 0.07	3	N/A	ND	PASS
Spinetoram	0.02 / 0.07	3	N/A	ND	PASS
Spinosad	0.02 / 0.07	3	N/A	ND	PASS
Spiromesifen	0.02 / 0.05	12	N/A	ND	PASS
Spirotetramat	0.02 / 0.06	13	N/A	ND	PASS
Spiroxamine	0.03 / 0.08	≥ LOD	N/A	ND	PASS
Tebuconazole	0.02 / 0.07	2	N/A	ND	PASS
Thiacloprid	0.03 / 0.10	≥ LOD	N/A	ND	PASS
Thiamethoxam	0.03 / 0.10	4.5	N/A	ND	PASS
Trifloxystrobin	0.03 / 0.08	30	N/A	ND	PASS



## Mycotoxin Analysis

Mycotoxin analysis utilizing high-performance liquid chromatography-mass spectrometry (HPLC-MS).

**Method:** QSP 1212 - Analysis of Pesticides and Mycotoxins by LC-MS

*Exclusions<sup>3</sup> see last page*

## MYCOTOXIN TEST RESULTS - 11/17/2021 ✔ PASS

COMPOUND	LOD/LOQ (µg/kg)	ACTION LIMIT (µg/kg)	MEASUREMENT UNCERTAINTY (µg/kg)	RESULT (µg/kg)	RESULT
Aflatoxin B1	2.0 / 6.0		N/A	ND	
Aflatoxin B2	1.8 / 5.6		N/A	ND	
Aflatoxin G1	1.0 / 3.1		N/A	ND	
Aflatoxin G2	1.2 / 3.5		N/A	ND	
Total Aflatoxin		20		ND	PASS
Ochratoxin A	6.3 / 19.2	20	N/A	ND	PASS



## Heavy Metals Analysis

Heavy metal analysis utilizing inductively coupled plasma-mass spectrometry (ICP-MS).

**Method:** QSP 1160 - Analysis of Heavy Metals by ICP-MS

### HEAVY METALS TEST RESULTS - 11/18/2021 ✔ PASS

COMPOUND	LOD/LOQ (µg/g)	ACTION LIMIT (µg/g)	MEASUREMENT UNCERTAINTY (µg/g)	RESULT (µg/g)	RESULT
Arsenic	0.02 / 0.1	0.42	N/A	ND	PASS
Cadmium	0.02 / 0.05	0.27	N/A	ND	PASS
Lead	0.04 / 0.1	0.5	N/A	ND	PASS
Mercury	0.002 / 0.01	0.4	N/A	ND	PASS

## Microbiology Analysis

### PCR AND PLATING

Analysis conducted by polymerase chain reaction (PCR) and fluorescence detection of microbiological contaminants.

**Method:** QSP 1221 - Analysis of Microbiological Contaminants

### MICROBIOLOGY TEST RESULTS (PCR) - 11/19/2021 ✔ PASS

COMPOUND	ACTION LIMIT	RESULT	RESULT
Shiga toxin-producing <i>Escherichia coli</i>	Not Detected in 1g	ND	PASS
<i>Salmonella</i> spp.	Not Detected in 1g	ND	PASS
<i>Listeria monocytogenes</i>	Not Detected in 1g	ND	PASS

Analysis conducted by 3M™ Petrifilm™ and plate counts of microbiological contaminants.

**Method:** QSP 6794 - Plating with 3M™ Petrifilm™

### MICROBIOLOGY TEST RESULTS (PLATING) - 11/19/2021 ✔ PASS

COMPOUND	ACTION LIMIT (cfu/g)	RESULT (cfu/g)	RESULT
Total Aerobic Bacteria	100	ND	PASS
Total Yeast and Mold	10	ND	PASS

### NOTES

- Exclusions: QSP 1212 - Sample Certification: California Code of Regulation Title 4 Division 19
- Exclusions: QSP 1213 - Sample Certification: California Code of Regulation Title 4 Division 19
- Exclusions: Sample Certification: California Code of Regulation Title 4 Division 19



**SAMPLE NAME: cbdMD Freeze 3 oz 750 mg Roller**

Infused, Non-Inhalable

**CULTIVATOR / MANUFACTURER**

Business Name:

License Number:

Address:

**DISTRIBUTOR / TESTED FOR**

Business Name: cbdMD

License Number:

Address:



**SAMPLE DETAIL**

Batch Number: 21124FRE

Sample ID: 210513S013

Date Collected: 05/13/2021

Date Received: 05/13/2021

Batch Size:

Sample Size: 1.0 units

Unit Mass: 90 grams per Unit

Serving Size: 1 grams per Serving



Scan QR code to verify authenticity of results.

**CANNABINOID ANALYSIS - SUMMARY**

Total THC: **Not Detected**

Total CBD: **867.600 mg/unit**

Sum of Cannabinoids: **882.630 mg/unit**

Total Cannabinoids: **882.630 mg/unit**

Total THC/CBD is calculated using the following formulas to take into account the loss of a carboxyl group during the decarboxylation step:

Total THC =  $\Delta 9\text{THC} + (\text{THCa} \cdot 0.877)$

Total CBD =  $\text{CBD} + (\text{CBDa} \cdot 0.877)$

Sum of Cannabinoids =  $\Delta 9\text{THC} + \text{THCa} + \text{CBD} + \text{CBDa} + \text{CBG} + \text{CBGa} + \text{THCV} + \text{THCVa} + \text{CBC} + \text{CBCa} + \text{CBDV} + \text{CBDVa} + \Delta 8\text{THC} + \text{CBL} + \text{CBN}$

Total Cannabinoids =  $(\Delta 9\text{THC} + 0.877 \cdot \text{THCa}) + (\text{CBD} + 0.877 \cdot \text{CBDa}) +$

$(\text{CBG} + 0.877 \cdot \text{CBGa}) + (\text{THCV} + 0.877 \cdot \text{THCVa}) + (\text{CBC} + 0.877 \cdot \text{CBCa}) +$

$(\text{CBDV} + 0.877 \cdot \text{CBDVa}) + \Delta 8\text{THC} + \text{CBL} + \text{CBN}$

**TERPENOID ANALYSIS - SUMMARY**

39 TESTED, TOP 3 HIGHLIGHTED

Total Terpenoids: **4.947%**

● Menthol 48.942 mg/g ●  $\alpha$  Bisabolol 0.154 mg/g ●  $\gamma$  Terpinene 0.130 mg/g

**SAFETY ANALYSIS - SUMMARY**

$\Delta 9\text{THC}$  per Unit: **PASS**

Pesticides: **PASS**

Mycotoxins: **PASS**

Heavy Metals: **PASS**

Microbiology (PCR): **PASS**

Microbiology (Plating): **ND**

For quality assurance purposes. Not a Pre-Harvest Hemp Lab Test Report. These results relate only to the sample included on this report. This report shall not be reproduced, except in full, without written approval of the laboratory.

**Sample Certification:** California Code of Regulations Title 16 Effect Date January 16, 2019. Authority: Section 26013, Business and Professions Code. Reference: Sections 26100, 26104 and 26110, Business and Professions Code.

**Decision Rule:** Statements of conformity (e.g. Pass/Fail) to specifications are made in this report without taking measurement uncertainty into account. Where statements of conformity are made in this report, the following decision rules are applied: PASS - Results within limits/specifications, FAIL - Results exceed limits/specifications.

**References:** limit of detection (LOD), limit of quantification (LOQ), not detected (ND), not tested (NT), too numerous to count >250 cfu/plate (TNTC), colony-forming unit (cfu)

*Randi Vuong*  
LOC verified by: Randi Vuong  
Date: 05/19/2021

*Josh Wurzer*  
Approved by: Josh Wurzer, President  
Date: 05/19/2021



CANNABINOID TEST RESULTS - 05/15/2021

Tested by high-performance liquid chromatography with diode-array detection (HPLC-DAD).

Method: QSP 1157 - Analysis of Cannabinoids by HPLC-DAD

**TOTAL THC: Not Detected**

Total THC ( $\Delta 9$ THC+0.877\*THCa)

**TOTAL CBD: 867.600 mg/unit**

Total CBD (CBD+0.877\*CBDA)

**TOTAL CANNABINOIDS: 882.630 mg/unit**

Total Cannabinoids (Total THC) + (Total CBD) + (Total CBG) + (Total THCV) + (Total CBC) + (Total CBDV) +  $\Delta 8$ THC + CBL + CBN

**TOTAL CBG: 11.880 mg/unit**

Total CBG (CBG+0.877\*CBGa)

**TOTAL THCV: ND**

Total THCV (THCV+0.877\*THCVa)

**TOTAL CBC: ND**

Total CBC (CBC+0.877\*CBCa)

**TOTAL CBDV: <LOQ**

Total CBDV (CBDV+0.877\*CBDVa)

COMPOUND	LOD/LOQ (mg/g)	MEASUREMENT UNCERTAINTY (mg/g)	RESULT (mg/g)	RESULT (%)
CBD	0.004 / 0.011	$\pm 0.4618$	9.640	0.9640
CBG	0.002 / 0.006	$\pm 0.0082$	0.132	0.0132
CBN	0.001 / 0.007	$\pm 0.0013$	0.035	0.0035
CBDV	0.002 / 0.012	N/A	<LOQ	<LOQ
$\Delta 9$ THC	0.002 / 0.014	N/A	ND	ND
THCa	0.001 / 0.005	N/A	ND	ND
$\Delta 8$ THC	0.01 / 0.02	N/A	ND	ND
THCV	0.002 / 0.012	N/A	ND	ND
THCVa	0.002 / 0.019	N/A	ND	ND
CBDA	0.001 / 0.026	N/A	ND	ND
CBDVa	0.001 / 0.018	N/A	ND	ND
CBGa	0.002 / 0.007	N/A	ND	ND
CBL	0.003 / 0.010	N/A	ND	ND
CBC	0.003 / 0.010	N/A	ND	ND
CBCa	0.001 / 0.015	N/A	ND	ND
<b>SUM OF CANNABINOIDS</b>			<b>9.807 mg/g</b>	<b>0.9807%</b>

Unit Mass: 90 grams per Unit / Serving Size: 1 grams per Serving

$\Delta 9$ THC per Unit	1120 per-package limit	ND	PASS
$\Delta 9$ THC per Serving		ND	
Total THC per Unit		ND	
Total THC per Serving		ND	
CBD per Unit		867.600 mg/unit	
CBD per Serving		9.640 mg/serving	
Total CBD per Unit		867.600 mg/unit	
Total CBD per Serving		9.640 mg/serving	
Sum of Cannabinoids per Unit		882.630 mg/unit	
Sum of Cannabinoids per Serving		9.807 mg/serving	
Total Cannabinoids per Unit		882.630 mg/unit	
Total Cannabinoids per Serving		9.807 mg/serving	





## Terpenoid Analysis

Terpene analysis utilizing gas chromatography-flame ionization detection (GC-FID).

Method: QSP 1192 - Analysis of Terpenoids by GC-FID

### 1 Menthol

A monoterpenoid alcohol with a fragrance that can be described as fresh, cool and herbal. It is responsible for the distinct odor of mint. It is frequently added to cigarettes and mouthwash as a flavorant. Found in mint, sunflower, micromeria, mountain mint, rose geranium, pennyroyal, tarragon, savory, basil, juniper, couch grass, rhubarb, acinos (basil thyme), ironwort, muña...etc.

### 2 $\alpha$ Bisabolol

A sesquiterpene alcohol with a fragrance that can be described as floral, peppery, sweet and clean. Found in chamomile, figwort, yarrow, skullcaps, lavender, ironwort, germander...etc.

### 3 $\gamma$ Terpinene

One of four isomers of the monoterpene Terpinene. It has a fragrance that can be described as sweet, spicy, tropical, woody and oily with a hint of citrus. Found in marjoram, cardamom, tea tree, bible hyssop...etc.

## TERPENOID TEST RESULTS - 05/17/2021

COMPOUND	LOD/LOQ (mg/g)	MEASUREMENT UNCERTAINTY (mg/g)	RESULT (mg/g)	RESULT (%)
Menthol	0.008 / 0.025	±1.9577	48.942	4.8942
$\alpha$ Bisabolol	0.008 / 0.026	±0.0082	0.154	0.0154
$\gamma$ Terpinene	0.006 / 0.018	±0.0022	0.130	0.0130
(-)-Isopulegol	0.005 / 0.016	±0.0040	0.098	0.0098
$\alpha$ Terpinene	0.005 / 0.017	±0.0008	0.055	0.0055
p-Cymene	0.005 / 0.016	±0.0011	0.042	0.0042
Eucalyptol	0.006 / 0.018	±0.0007	0.026	0.0026
$\alpha$ Pinene	0.005 / 0.017	±0.0002	0.023	0.0023
$\beta$ Pinene	0.004 / 0.014	N/A	<LOQ	<LOQ
Limonene	0.005 / 0.016	N/A	<LOQ	<LOQ
Terpinolene	0.008 / 0.026	N/A	<LOQ	<LOQ
Camphene	0.005 / 0.015	N/A	ND	ND
Sabinene	0.004 / 0.014	N/A	ND	ND
Myrcene	0.008 / 0.025	N/A	ND	ND
$\alpha$ Phellandrene	0.006 / 0.020	N/A	ND	ND
3 Carene	0.005 / 0.018	N/A	ND	ND
Ocimene	0.011 / 0.038	N/A	ND	ND
Sabinene Hydrate	0.006 / 0.022	N/A	ND	ND
Fenchone	0.009 / 0.028	N/A	ND	ND
Linalool	0.009 / 0.032	N/A	ND	ND
Fenchol	0.010 / 0.034	N/A	ND	ND
Camphor	0.006 / 0.019	N/A	ND	ND
Isoborneol	0.004 / 0.012	N/A	ND	ND
Borneol	0.005 / 0.016	N/A	ND	ND
Terpineol	0.016 / 0.055	N/A	ND	ND
Nerol	0.003 / 0.011	N/A	ND	ND
Citronellol	0.003 / 0.010	N/A	ND	ND
R-(+)-Pulegone	0.003 / 0.011	N/A	ND	ND
Geraniol	0.002 / 0.007	N/A	ND	ND
Geranyl Acetate	0.004 / 0.014	N/A	ND	ND
$\alpha$ Cedrene	0.005 / 0.016	N/A	ND	ND
$\beta$ Caryophyllene	0.004 / 0.012	N/A	ND	ND
trans- $\beta$ -Farnesene	0.008 / 0.025	N/A	ND	ND
$\alpha$ Humulene	0.009 / 0.029	N/A	ND	ND
Valencene	0.009 / 0.030	N/A	ND	ND
Nerolidol	0.009 / 0.028	N/A	ND	ND
Caryophyllene Oxide	0.010 / 0.033	N/A	ND	ND
Guaiol	0.009 / 0.030	N/A	ND	ND
Cedrol	0.008 / 0.027	N/A	ND	ND
<b>TOTAL TERPENOIDS</b>			<b>49.470 mg/g</b>	<b>4.947%</b>



 **Pesticide Analysis**

**CATEGORY 1 PESTICIDE TEST RESULTS - 05/17/2021** ✔ PASS

**CATEGORY 1 AND 2 PESTICIDES**

Pesticide and plant growth regulator analysis utilizing high-performance liquid chromatography-mass spectrometry (HPLC-MS) or gas chromatography-mass spectrometry (GC-MS).

\*GC-MS utilized where indicated.

**Method:** QSP 1212 - Analysis of Pesticides and Mycotoxins by LC-MS or QSP 1213 - Analysis of Pesticides by GC-MS

COMPOUND	LOD/LOQ (µg/g)	ACTION LIMIT (µg/g)	MEASUREMENT UNCERTAINTY (µg/g)	RESULT (µg/g)	RESULT
Aldicarb	0.03 / 0.08	≥ LOD	N/A	ND	PASS
Carbofuran	0.02 / 0.05	≥ LOD	N/A	ND	PASS
Chlordane*	0.03 / 0.08	≥ LOD	N/A	ND	PASS
Chlorfenapyr*	0.03 / 0.10	≥ LOD	N/A	ND	PASS
Chlorpyrifos	0.02 / 0.06	≥ LOD	N/A	ND	PASS
Coumaphos	0.02 / 0.07	≥ LOD	N/A	ND	PASS
Daminozide	0.02 / 0.07	≥ LOD	N/A	ND	PASS
DDVP (Dichlorvos)	0.03 / 0.09	≥ LOD	N/A	ND	PASS
Dimethoate	0.03 / 0.08	≥ LOD	N/A	ND	PASS
Ethoprop(hos)	0.03 / 0.10	≥ LOD	N/A	ND	PASS
Etofenprox	0.02 / 0.06	≥ LOD	N/A	ND	PASS
Fenoxycarb	0.03 / 0.08	≥ LOD	N/A	ND	PASS
Fipronil	0.03 / 0.08	≥ LOD	N/A	ND	PASS
Imazalil	0.02 / 0.06	≥ LOD	N/A	ND	PASS
Methiocarb	0.02 / 0.07	≥ LOD	N/A	ND	PASS
Methyl parathion	0.03 / 0.10	≥ LOD	N/A	ND	PASS
Mevinphos	0.03 / 0.09	≥ LOD	N/A	ND	PASS
Paclobutrazol	0.02 / 0.05	≥ LOD	N/A	ND	PASS
Propoxur	0.03 / 0.09	≥ LOD	N/A	ND	PASS
Spiroxamine	0.03 / 0.08	≥ LOD	N/A	ND	PASS
Thiacloprid	0.03 / 0.10	≥ LOD	N/A	ND	PASS

**CATEGORY 2 PESTICIDE TEST RESULTS - 05/17/2021** ✔ PASS

Abamectin	0.03 / 0.10	0.3	N/A	ND	PASS
Acephate	0.02 / 0.07	5	N/A	ND	PASS
Acequinocyl	0.02 / 0.07	4	N/A	ND	PASS
Acetamiprid	0.02 / 0.05	5	N/A	ND	PASS
Azoxystrobin	0.02 / 0.07	40	N/A	ND	PASS
Bifenazate	0.01 / 0.04	5	N/A	ND	PASS
Bifenthrin	0.02 / 0.05	0.5	N/A	ND	PASS
Boscalid	0.03 / 0.09	10	N/A	ND	PASS
Captan	0.19 / 0.57	5	N/A	ND	PASS
Carbaryl	0.02 / 0.06	0.5	N/A	ND	PASS
Chlorantraniliprole	0.04 / 0.12	40	N/A	ND	PASS
Clofentezine	0.03 / 0.09	0.5	N/A	ND	PASS
Cyfluthrin	0.12 / 0.38	1	N/A	ND	PASS
Cypermethrin	0.11 / 0.32	1	N/A	ND	PASS
Diazinon	0.02 / 0.05	0.2	N/A	ND	PASS
Dimethomorph	0.03 / 0.09	20	N/A	ND	PASS
Etoxazole	0.02 / 0.06	1.5	N/A	ND	PASS
Fenhexamid	0.03 / 0.09	10	N/A	ND	PASS
Fenpyroximate	0.02 / 0.06	2	N/A	ND	PASS

Continued on next page





**Pesticide Analysis** *Continued*

**CATEGORY 2 PESTICIDE TEST RESULTS - 05/17/2021** *continued* ✔ PASS

**CATEGORY 1 AND 2 PESTICIDES**

Pesticide and plant growth regulator analysis utilizing high-performance liquid chromatography-mass spectrometry (HPLC-MS) or gas chromatography-mass spectrometry (GC-MS).

\*GC-MS utilized where indicated.

**Method:** QSP 1212 - Analysis of Pesticides and Mycotoxins by LC-MS or QSP 1213 - Analysis of Pesticides by GC-MS

COMPOUND	LOD/LOQ (µg/g)	ACTION LIMIT (µg/g)	MEASUREMENT UNCERTAINTY (µg/g)	RESULT (µg/g)	RESULT
Flonicamid	0.03 / 0.10	2	N/A	ND	PASS
Fludioxonil	0.03 / 0.10	30	N/A	ND	PASS
Hexythiazox	0.02 / 0.07	2	N/A	ND	PASS
Imidacloprid	0.04 / 0.11	3	N/A	ND	PASS
Kresoxim-methyl	0.02 / 0.07	1	N/A	ND	PASS
Malathion	0.03 / 0.09	5	N/A	ND	PASS
Metalaxyl	0.02 / 0.07	15	N/A	ND	PASS
Methomyl	0.03 / 0.10	0.1	N/A	ND	PASS
Myclobutanil	0.03 / 0.09	9	N/A	ND	PASS
Naled	0.02 / 0.07	0.5	N/A	ND	PASS
Oxamyl	0.04 / 0.11	0.2	N/A	ND	PASS
Pentachloronitrobenzene*	0.03 / 0.09	0.2	N/A	ND	PASS
Permethrin	0.04 / 0.12	20	N/A	ND	PASS
Phosmet	0.03 / 0.10	0.2	N/A	ND	PASS
Piperonylbutoxide	0.02 / 0.07	8	N/A	ND	PASS
Prallethrin	0.03 / 0.08	0.4	N/A	ND	PASS
Propiconazole	0.02 / 0.07	20	N/A	ND	PASS
Pyrethrins	0.04 / 0.12	1	N/A	ND	PASS
Pyridaben	0.02 / 0.07	3	N/A	ND	PASS
Spinetoram	0.02 / 0.07	3	N/A	ND	PASS
Spinosad	0.02 / 0.07	3	N/A	ND	PASS
Spiromesifen	0.02 / 0.05	12	N/A	ND	PASS
Spirotetramat	0.02 / 0.06	13	N/A	ND	PASS
Tebuconazole	0.02 / 0.07	2	N/A	ND	PASS
Thiamethoxam	0.03 / 0.10	4.5	N/A	ND	PASS
Trifloxystrobin	0.03 / 0.08	30	N/A	ND	PASS



**Mycotoxin Analysis**

**MYCOTOXIN TEST RESULTS - 05/17/2021** ✔ PASS

Mycotoxin analysis utilizing high-performance liquid chromatography-mass spectrometry (HPLC-MS).

**Method:** QSP 1212 - Analysis of Pesticides and Mycotoxins by LC-MS

COMPOUND	LOD/LOQ (µg/kg)	ACTION LIMIT (µg/kg)	MEASUREMENT UNCERTAINTY (µg/kg)	RESULT (µg/kg)	RESULT
Aflatoxin B1	2.0 / 6.0		N/A	ND	
Aflatoxin B2	1.8 / 5.6		N/A	ND	
Aflatoxin G1	1.0 / 3.1		N/A	ND	
Aflatoxin G2	1.2 / 3.5		N/A	ND	
Total Aflatoxin		20		ND	PASS
Ochratoxin A	6.3 / 19.2	20	N/A	ND	PASS



 **Heavy Metals Analysis**

Heavy metal analysis utilizing inductively coupled plasma-mass spectrometry (ICP-MS).

**Method:** QSP 1160 - Analysis of Heavy Metals by ICP-MS

HEAVY METALS TEST RESULTS - 05/16/2021 ✔ PASS

COMPOUND	LOD/LOQ (µg/g)	ACTION LIMIT (µg/g)	MEASUREMENT UNCERTAINTY (µg/g)	RESULT (µg/g)	RESULT
Cadmium	0.02 / 0.05	0.5	N/A	ND	PASS
Lead	0.04 / 0.1	0.5	N/A	ND	PASS
Arsenic	0.02 / 0.1	1.5	N/A	ND	PASS
Mercury	0.002 / 0.01	3	N/A	ND	PASS

 **Microbiology Analysis**

PCR AND PLATING

Analysis conducted by polymerase chain reaction (PCR) and fluorescence detection of microbiological contaminants.

**Method:** QSP 1221 - Analysis of Microbiological Contaminants

MICROBIOLOGY TEST RESULTS (PCR) - 05/19/2021 ✔ PASS

COMPOUND	ACTION LIMIT	RESULT	RESULT
Shiga toxin-producing <i>Escherichia coli</i>	Detect	ND	PASS
<i>Salmonella</i> spp.	Detect	ND	PASS
<i>Listeria monocytogenes</i>		ND	

Analysis conducted by 3M™ Petrifilm™ and plate counts of microbiological contaminants.

**Method:** QSP 6794 - Plating with 3M™ Petrifilm™

MICROBIOLOGY TEST RESULTS (PLATING) - 05/19/2021 ND

COMPOUND	RESULT (cfu/g)
Total Aerobic Bacteria	ND
Total Yeast and Mold	ND





**SAMPLE NAME: cbdMD Freeze 3 oz 1500 mg Roller**

Infused, Hemp Topical

**CULTIVATOR / MANUFACTURER**

**Business Name:**

**License Number:**

**Address:**

**DISTRIBUTOR / TESTED FOR**

**Business Name: cbdMD**

**License Number:**

**Address:**

**SAMPLE DETAIL**

**Batch Number: 22047**

**Sample ID: 220218N030**

**Date Collected: 02/18/2022**

**Date Received: 02/18/2022**

**Batch Size:**

**Sample Size: 1.0 units**

**Unit Mass: 90 grams per Unit**

**Serving Size: 1 grams per Serving**



Scan QR code to verify authenticity of results.

**CANNABINOID ANALYSIS - SUMMARY**

**Total THC: Not Detected**

**Total CBD: 1828.890 mg/unit**

**Sum of Cannabinoids: 1851.300 mg/unit**

**Total Cannabinoids: 1851.300 mg/unit**

Total THC/CBD is calculated using the following formulas to take into account the loss of a carboxyl group during the decarboxylation step:

Total THC =  $\Delta^9$ -THC + (THCa (0.877))

Total CBD = CBD + (CBDa (0.877))

Sum of Cannabinoids =  $\Delta^9$ -THC + THCa + CBD + CBDa + CBG + CBGa + THCV + THCVa + CBC + CBCa + CBDV + CBDVa +  $\Delta^8$ -THC + CBL + CBN

Total Cannabinoids = ( $\Delta^9$ -THC+0.877\*THCa) + (CBD+0.877\*CBDa) +

(CBG+0.877\*CBGa) + (THCV+0.877\*THCVa) + (CBC+0.877\*CBCa) +

(CBDV+0.877\*CBDVa) +  $\Delta^8$ -THC + CBL + CBN

**TERPENOID ANALYSIS - SUMMARY**

39 TESTED, TOP 3 HIGHLIGHTED

**Total Terpenoids: 4.2399%**

● Menthol 41.847 mg/g
 ●  $\alpha$ -Bisabolol 0.147 mg/g
 ●  $\gamma$ -Terpinene 0.142 mg/g

**SAFETY ANALYSIS - SUMMARY**

**Pesticides: ✔ PASS**

**Mycotoxins: ✔ PASS**

**Heavy Metals: ✔ PASS**

**Microbiology (PCR): ✔ PASS**


**Microbiology (Plating): ✔ PASS**


For quality assurance purposes. Not a Regulatory Hemp Lab Test Report. These results relate only to the sample included on this report. This report shall not be reproduced, except in full, without written approval of the laboratory.

**Sample Certification:** Action Limits used in this report are a compilation of guidance from state regulatory agencies in all states except Alaska. Action limits for required tests are the lower of any conflicting state regulations.

**Decision Rule:** Statements of conformity (e.g. Pass/Fail) to specifications are made in this report without taking measurement uncertainty into account. Where statements of conformity are made in this report, the following decision rules are applied: PASS - Results within limits/specifications, FAIL - Results exceed limits/specifications.

**References:** limit of detection (LOD), limit of quantification (LOQ), not detected (ND), not tested (NT), too numerous to count >250 cfu/plate (TNTC), colony-forming unit (cfu)

  
 LQC verified by: Maria Garcia  
 Date: 02/22/2022

  
 Approved by: Josh Wurzer, President  
 Date: 02/22/2022



## Cannabinoid Analysis

Tested by high-performance liquid chromatography with diode-array detection (HPLC-DAD).

**Method:** QSP 1157 - Analysis of Cannabinoids by HPLC-DAD

### TOTAL THC: **Not Detected**

Total THC ( $\Delta^9$ -THC+0.877\*THCa)

### TOTAL CBD: **1828.890 mg/unit**

Total CBD (CBD+0.877\*CBDA)

### TOTAL CANNABINOIDS: **1851.300 mg/unit**

Total Cannabinoids (Total THC) + (Total CBD) + (Total CBG) + (Total THCV) + (Total CBC) + (Total CBDV) +  $\Delta^8$ -THC + CBL + CBN

### TOTAL CBG: **13.320 mg/unit**

Total CBG (CBG+0.877\*CBGa)

### TOTAL THCV: **ND**

Total THCV (THCV+0.877\*THCVa)

### TOTAL CBC: **ND**

Total CBC (CBC+0.877\*CBCa)

### TOTAL CBDV: **5.130 mg/unit**

Total CBDV (CBDV+0.877\*CBDVa)

### CANNABINOID TEST RESULTS - 02/19/2022

COMPOUND	LOD/LOQ (mg/g)	MEASUREMENT UNCERTAINTY (mg/g)	RESULT (mg/g)	RESULT (%)
CBD	0.004 / 0.011	±0.7580	20.321	2.0321
CBG	0.002 / 0.006	±0.0072	0.148	0.0148
CBDV	0.002 / 0.012	±0.0023	0.057	0.0057
CBN	0.001 / 0.007	±0.0013	0.044	0.0044
$\Delta^9$ -THC	0.002 / 0.014	N/A	ND	ND
THCa	0.001 / 0.005	N/A	ND	ND
$\Delta^8$ -THC	0.01 / 0.02	N/A	ND	ND
THCV	0.002 / 0.012	N/A	ND	ND
THCVa	0.002 / 0.019	N/A	ND	ND
CBDA	0.001 / 0.026	N/A	ND	ND
CBDVa	0.001 / 0.018	N/A	ND	ND
CBGa	0.002 / 0.007	N/A	ND	ND
CBL	0.003 / 0.010	N/A	ND	ND
CBC	0.003 / 0.010	N/A	ND	ND
CBCa	0.001 / 0.015	N/A	ND	ND
<b>SUM OF CANNABINOIDS</b>			<b>20.570 mg/g</b>	<b>2.057%</b>

### Unit Mass: 90 grams per Unit / Serving Size: 1 grams per Serving

$\Delta^9$ -THC per Unit	ND
$\Delta^9$ -THC per Serving	ND
Total THC per Unit	ND
Total THC per Serving	ND
CBD per Unit	1828.890 mg/unit
CBD per Serving	20.321 mg/serving
Total CBD per Unit	1828.890 mg/unit
Total CBD per Serving	20.321 mg/serving
Sum of Cannabinoids per Unit	1851.300 mg/unit
Sum of Cannabinoids per Serving	20.570 mg/serving
Total Cannabinoids per Unit	1851.300 mg/unit
Total Cannabinoids per Serving	20.570 mg/serving



## Terpenoid Analysis

### TERPENOID TEST RESULTS - 02/21/2022

Terpene analysis utilizing gas chromatography-flame ionization detection (GC-FID).

Method: QSP 1192 - Analysis of Terpenoids by GC-FID

#### 1 Menthol

A monoterpenoid alcohol with a fragrance that can be described as fresh, cool and herbal. It is responsible for the distinct odor of mint. It is frequently added to cigarettes and mouthwash as a flavorant. Found in mint, sunflower, micromeria, mountain mint, rose geranium, pennyroyal, tarragon, savory, basil, juniper, couch grass, rhubarb, acinos (basil thyme), ironwort, muña...etc.

#### 2 $\alpha$ -Bisabolol

A sesquiterpene alcohol with a fragrance that can be described as floral, peppery, sweet and clean. Found in chamomile, figwort, yarrow, skullcaps, lavender, ironwort, germander...etc.

#### 3 $\gamma$ -Terpinene

One of four isomers of the monoterpene Terpinene. It has a fragrance that can be described as sweet, spicy, tropical, woody and oily with a hint of citrus. Found in marjoram, cardamom, tea tree, bible hyssop...etc.

COMPOUND	LOD/LOQ (mg/g)	MEASUREMENT UNCERTAINTY (mg/g)	RESULT (mg/g)	RESULT (%)
Menthol	0.008 / 0.025	±1.3056	41.847	4.1847
$\alpha$ -Bisabolol	0.008 / 0.026	±0.0061	0.147	0.0147
$\gamma$ -Terpinene	0.006 / 0.018	±0.0019	0.142	0.0142
Isopulegol	0.005 / 0.016	±0.0026	0.082	0.0082
p-Cymene	0.005 / 0.016	±0.0011	0.051	0.0051
$\alpha$ -Terpinene	0.005 / 0.017	±0.0006	0.050	0.0050
Terpineol	0.009 / 0.031	±0.0017	0.036	0.0036
$\alpha$ -Pinene	0.005 / 0.017	±0.0002	0.024	0.0024
Eucalyptol	0.006 / 0.018	±0.0004	0.020	0.0020
$\beta$ -Pinene	0.004 / 0.014	N/A	<LOQ	<LOQ
Limonene	0.005 / 0.016	N/A	<LOQ	<LOQ
Terpinolene	0.008 / 0.026	N/A	<LOQ	<LOQ
$\beta$ -Caryophyllene	0.004 / 0.012	N/A	<LOQ	<LOQ
Camphene	0.005 / 0.015	N/A	ND	ND
Sabinene	0.004 / 0.014	N/A	ND	ND
Myrcene	0.008 / 0.025	N/A	ND	ND
$\alpha$ -Phellandrene	0.006 / 0.020	N/A	ND	ND
$\Delta^3$ -Carene	0.005 / 0.018	N/A	ND	ND
$\beta$ -Ocimene	0.006 / 0.020	N/A	ND	ND
Sabinene Hydrate	0.006 / 0.022	N/A	ND	ND
Fenchone	0.009 / 0.028	N/A	ND	ND
Linalool	0.009 / 0.032	N/A	ND	ND
Fenchol	0.010 / 0.034	N/A	ND	ND
Camphor	0.006 / 0.019	N/A	ND	ND
Isoborneol	0.004 / 0.012	N/A	ND	ND
Borneol	0.005 / 0.016	N/A	ND	ND
Nerol	0.003 / 0.011	N/A	ND	ND
Citronellol	0.003 / 0.010	N/A	ND	ND
Pulegone	0.003 / 0.011	N/A	ND	ND
Geraniol	0.002 / 0.007	N/A	ND	ND
Geranyl Acetate	0.004 / 0.014	N/A	ND	ND
$\alpha$ -Cedrene	0.005 / 0.016	N/A	ND	ND
trans- $\beta$ -Farnesene	0.008 / 0.025	N/A	ND	ND
$\alpha$ -Humulene	0.009 / 0.029	N/A	ND	ND
Valencene	0.009 / 0.030	N/A	ND	ND
Nerolidol	0.006 / 0.019	N/A	ND	ND
Caryophyllene Oxide	0.010 / 0.033	N/A	ND	ND
Guaiol	0.009 / 0.030	N/A	ND	ND
Cedrol	0.008 / 0.027	N/A	ND	ND
<b>TOTAL TERPENOIDS</b>			<b>42.399 mg/g</b>	<b>4.2399%</b>



## Pesticide Analysis

PESTICIDE TEST RESULTS - 02/20/2022 ✔ PASS

Pesticide and plant growth regulator analysis utilizing high-performance liquid chromatography-mass spectrometry (HPLC-MS) or gas chromatography-mass spectrometry (GC-MS).

\*GC-MS utilized where indicated.

**Method:** QSP 1212 - Analysis of Pesticides and Mycotoxins by LC-MS or QSP 1213 - Analysis of Pesticides by GC-MS

*Exclusions<sup>1</sup> see last page*

*Exclusions<sup>2</sup> see last page*

COMPOUND	LOD/LOQ (µg/g)	ACTION LIMIT (µg/g)	MEASUREMENT UNCERTAINTY (µg/g)	RESULT (µg/g)	RESULT
Abamectin	0.03 / 0.10	0.3	N/A	ND	PASS
Acephate	0.02 / 0.07	5	N/A	ND	PASS
Acequinocyl	0.02 / 0.07	4	N/A	ND	PASS
Acetamiprid	0.02 / 0.05	5	N/A	ND	PASS
Aldicarb	0.03 / 0.08	≥ LOD	N/A	ND	PASS
Azoxystrobin	0.02 / 0.07	40	N/A	ND	PASS
Bifenazate	0.01 / 0.04	5	N/A	ND	PASS
Bifenthrin	0.02 / 0.05	0.5	N/A	ND	PASS
Boscalid	0.03 / 0.09	10	N/A	ND	PASS
Captan	0.19 / 0.57	5	N/A	ND	PASS
Carbaryl	0.02 / 0.06	0.5	N/A	ND	PASS
Carbofuran	0.02 / 0.05	≥ LOD	N/A	ND	PASS
Chlorantraniliprole	0.04 / 0.12	40	N/A	ND	PASS
Chlordane*	0.03 / 0.08	≥ LOD	N/A	ND	PASS
Chlorfenapyr*	0.03 / 0.10	≥ LOD	N/A	ND	PASS
Chlorpyrifos	0.02 / 0.06	≥ LOD	N/A	ND	PASS
Clofentezine	0.03 / 0.09	0.5	N/A	ND	PASS
Coumaphos	0.02 / 0.07	≥ LOD	N/A	ND	PASS
Cyfluthrin	0.12 / 0.38	1	N/A	ND	PASS
Cypermethrin	0.11 / 0.32	1	N/A	ND	PASS
Daminozide	0.02 / 0.07	≥ LOD	N/A	ND	PASS
Diazinon	0.02 / 0.05	0.2	N/A	ND	PASS
Dichlorvos (DDVP)	0.03 / 0.09	≥ LOD	N/A	ND	PASS
Dimethoate	0.03 / 0.08	≥ LOD	N/A	ND	PASS
Dimethomorph	0.03 / 0.09	20	N/A	ND	PASS
Ethoprophos	0.03 / 0.10	≥ LOD	N/A	ND	PASS
Etofenprox	0.02 / 0.06	≥ LOD	N/A	ND	PASS
Etoxazole	0.02 / 0.06	1.5	N/A	ND	PASS
Fenhexamid	0.03 / 0.09	10	N/A	ND	PASS
Fenoxycarb	0.03 / 0.08	≥ LOD	N/A	ND	PASS
Fenpyroximate	0.02 / 0.06	2	N/A	ND	PASS
Fipronil	0.03 / 0.08	≥ LOD	N/A	ND	PASS
Flonicamid	0.03 / 0.10	2	N/A	ND	PASS
Fludioxonil	0.03 / 0.10	30	N/A	ND	PASS
Hexythiazox	0.02 / 0.07	2	N/A	ND	PASS
Imazalil	0.02 / 0.06	≥ LOD	N/A	ND	PASS
Imidacloprid	0.04 / 0.11	3	N/A	ND	PASS
Kresoxim-methyl	0.02 / 0.07	1	N/A	ND	PASS
Malathion	0.03 / 0.09	5	N/A	ND	PASS
Metalaxyl	0.02 / 0.07	15	N/A	ND	PASS
Methiocarb	0.02 / 0.07	≥ LOD	N/A	ND	PASS

Continued on next page



## Pesticide Analysis *Continued*

PESTICIDE TEST RESULTS - 02/20/2022 *continued* ✔ PASS

COMPOUND	LOD/LOQ (µg/g)	ACTION LIMIT (µg/g)	MEASUREMENT UNCERTAINTY (µg/g)	RESULT (µg/g)	RESULT
Methomyl	0.03 / 0.10	0.1	N/A	ND	PASS
Mevinphos	0.03 / 0.09	≥ LOD	N/A	ND	PASS
Myclobutanil	0.03 / 0.09	9	N/A	ND	PASS
Naled	0.02 / 0.07	0.5	N/A	ND	PASS
Oxamyl	0.04 / 0.11	0.2	N/A	ND	PASS
Paclobutrazol	0.02 / 0.05	≥ LOD	N/A	ND	PASS
Parathion-methyl	0.03 / 0.10	≥ LOD	N/A	ND	PASS
Pentachloronitrobenzene*	0.03 / 0.09	0.2	N/A	ND	PASS
Permethrin	0.04 / 0.12	20	N/A	ND	PASS
Phosmet	0.03 / 0.10	0.2	N/A	ND	PASS
Piperonyl Butoxide	0.02 / 0.07	8	N/A	ND	PASS
Prallethrin	0.03 / 0.08	0.4	N/A	ND	PASS
Propiconazole	0.02 / 0.07	20	N/A	ND	PASS
Propoxur	0.03 / 0.09	≥ LOD	N/A	ND	PASS
Pyrethrins	0.04 / 0.12	1	N/A	ND	PASS
Pyridaben	0.02 / 0.07	3	N/A	ND	PASS
Spinetoram	0.02 / 0.07	3	N/A	ND	PASS
Spinosad	0.02 / 0.07	3	N/A	ND	PASS
Spiromesifen	0.02 / 0.05	12	N/A	ND	PASS
Spirotetramat	0.02 / 0.06	13	N/A	ND	PASS
Spiroxamine	0.03 / 0.08	≥ LOD	N/A	ND	PASS
Tebuconazole	0.02 / 0.07	2	N/A	ND	PASS
Thiacloprid	0.03 / 0.10	≥ LOD	N/A	ND	PASS
Thiamethoxam	0.03 / 0.10	4.5	N/A	ND	PASS
Trifloxystrobin	0.03 / 0.08	30	N/A	ND	PASS



## Mycotoxin Analysis

MYCOTOXIN TEST RESULTS - 02/20/2022 ✔ PASS

Mycotoxin analysis utilizing high-performance liquid chromatography-mass spectrometry (HPLC-MS).

**Method:** QSP 1212 - Analysis of Pesticides and Mycotoxins by LC-MS

*Exclusions<sup>3</sup> see last page*

COMPOUND	LOD/LOQ (µg/kg)	ACTION LIMIT (µg/kg)	MEASUREMENT UNCERTAINTY (µg/kg)	RESULT (µg/kg)	RESULT
Aflatoxin B1	2.0 / 6.0		N/A	ND	
Aflatoxin B2	1.8 / 5.6		N/A	ND	
Aflatoxin G1	1.0 / 3.1		N/A	ND	
Aflatoxin G2	1.2 / 3.5		N/A	ND	
Total Aflatoxin		20		ND	PASS
Ochratoxin A	6.3 / 19.2	20	N/A	ND	PASS



## Heavy Metals Analysis

Heavy metal analysis utilizing inductively coupled plasma-mass spectrometry (ICP-MS).

**Method:** QSP 1160 - Analysis of Heavy Metals by ICP-MS

### HEAVY METALS TEST RESULTS - 02/19/2022 ✔ PASS

COMPOUND	LOD/LOQ (µg/g)	ACTION LIMIT (µg/g)	MEASUREMENT UNCERTAINTY (µg/g)	RESULT (µg/g)	RESULT
Arsenic	0.02 / 0.1	0.42	N/A	ND	PASS
Cadmium	0.02 / 0.05	0.27	N/A	ND	PASS
Lead	0.04 / 0.1	0.5	N/A	ND	PASS
Mercury	0.002 / 0.01	0.4	N/A	ND	PASS

## Microbiology Analysis

PCR AND PLATING

Analysis conducted by polymerase chain reaction (PCR) and fluorescence detection of microbiological contaminants.

**Method:** QSP 1221 - Analysis of Microbiological Contaminants

### MICROBIOLOGY TEST RESULTS (PCR) - 02/21/2022 ✔ PASS

COMPOUND	ACTION LIMIT	RESULT	RESULT
Shiga toxin-producing <i>Escherichia coli</i>	Not Detected in 1g	ND	PASS
<i>Salmonella</i> spp.	Not Detected in 1g	ND	PASS
<i>Listeria monocytogenes</i>	Not Detected in 1g	ND	PASS

Analysis conducted by 3M™ Petrifilm™ and plate counts of microbiological contaminants.

**Method:** QSP 6794 - Plating with 3M™ Petrifilm™

### MICROBIOLOGY TEST RESULTS (PLATING) - 02/21/2022 ✔ PASS

COMPOUND	ACTION LIMIT (cfu/g)	RESULT (cfu/g)	RESULT
Total Aerobic Bacteria	100	ND	PASS
Total Yeast and Mold	10	ND	PASS

### NOTES

- Exclusions: QSP 1212 - Sample Certification: California Code of Regulation Title 4 Division 19
- Exclusions: QSP 1213 - Sample Certification: California Code of Regulation Title 4 Division 19
- Exclusions: Sample Certification: California Code of Regulation Title 4 Division 19

**SAMPLE NAME: cbdMD Freeze 3 oz 3000 mg Roller**

Infused, Hemp Topical

**CULTIVATOR / MANUFACTURER**

**Business Name:**

**License Number:**

**Address:**

**DISTRIBUTOR / TESTED FOR**

**Business Name: cbdMD**

**License Number:**

**Address:**

**SAMPLE DETAIL**

**Batch Number: 21307FRE**

**Sample ID: 211116S018**

**Date Collected: 11/16/2021**

**Date Received: 11/16/2021**

**Batch Size:**

**Sample Size: 1.0 units**

**Unit Mass: 90 milliliters per Unit**

**Serving Size:**



Scan QR code to verify authenticity of results.

**CANNABINOID ANALYSIS - SUMMARY**

**Total THC: Not Detected**

**Total CBD: 3775.860 mg/unit**

**Sum of Cannabinoids: 3814.740 mg/unit**

**Total Cannabinoids: 3814.740 mg/unit**

Total THC/CBD is calculated using the following formulas to take into account the loss of a carboxyl group during the decarboxylation step:  
 Total THC =  $\Delta 9\text{THC} + (\text{THCa} \cdot 0.877)$   
 Total CBD =  $\text{CBD} + (\text{CBDa} \cdot 0.877)$   
 Sum of Cannabinoids =  $\Delta 9\text{THC} + \text{THCa} + \text{CBD} + \text{CBDa} + \text{CBG} + \text{CBGa} + \text{THCV} + \text{THCVa} + \text{CBC} + \text{CBCa} + \text{CBDV} + \text{CBDVa} + \Delta 8\text{THC} + \text{CBL} + \text{CBN}$   
 Total Cannabinoids =  $(\Delta 9\text{THC} + 0.877 \cdot \text{THCa}) + (\text{CBD} + 0.877 \cdot \text{CBDa}) + (\text{CBG} + 0.877 \cdot \text{CBGa}) + (\text{THCV} + 0.877 \cdot \text{THCVa}) + (\text{CBC} + 0.877 \cdot \text{CBCa}) + (\text{CBDV} + 0.877 \cdot \text{CBDVa}) + \Delta 8\text{THC} + \text{CBL} + \text{CBN}$

**Density: 0.9969 g/mL**

**TERPENOID ANALYSIS - SUMMARY**

39 TESTED, TOP 3 HIGHLIGHTED

**Total Terpenoids: 0.42602%**

● **Menthol 41.842 mg/g**
●  **$\alpha$  Bisabolol 0.297 mg/g**
●  **$\gamma$  Terpinene 0.173 mg/g**

**SAFETY ANALYSIS - SUMMARY**

**Pesticides: ✔ PASS**

**Mycotoxins: ✔ PASS**

**Heavy Metals: ✔ PASS**

**Microbiology (PCR): ✔ PASS**

**Microbiology (Plating): ✔ PASS**


For quality assurance purposes. Not a Pre-Harvest Hemp Lab Test Report. These results relate only to the sample included on this report. This report shall not be reproduced, except in full, without written approval of the laboratory.

**Sample Certification:** Action Limits used in this report are a compilation of guidance from state regulatory agencies in all states. Action limits for required tests are either state-specific, or the lower of any conflicting state regulations based upon the panel requested.

**Decision Rule:** Statements of conformity (e.g. Pass/Fail) to specifications are made in this report without taking measurement uncertainty into account. Where statements of conformity are made in this report, the following decision rules are applied: PASS - Results within limits/specifications, FAIL - Results exceed limits/specifications.

**References:** limit of detection (LOD), limit of quantification (LOQ), not detected (ND), not tested (NT), too numerous to count >250 cfu/plate (TNTC), colony-forming unit (cfu)

  
 LQC verified by: Josh Antunovich  
 Date: 11/20/2021

  
 Approved by: Josh Wurzer, President  
 Date: 11/20/2021



## Cannabinoid Analysis

Tested by high-performance liquid chromatography with diode-array detection (HPLC-DAD).

Method: QSP 1157 - Analysis of Cannabinoids by HPLC-DAD

**TOTAL THC: Not Detected**

Total THC ( $\Delta 9$ THC+0.877\*THCa)

**TOTAL CBD: 3775.860 mg/unit**

Total CBD (CBD+0.877\*CBDA)

**TOTAL CANNABINOIDS: 3814.740 mg/unit**

Total Cannabinoids (Total THC) + (Total CBD) + (Total CBG) + (Total THCV) + (Total CBC) + (Total CBDV) +  $\Delta 8$ THC + CBL + CBN

**TOTAL CBG: 15.570 mg/unit**

Total CBG (CBG+0.877\*CBGa)

**TOTAL THCV: ND**

Total THCV (THCV+0.877\*THCVa)

**TOTAL CBC: ND**

Total CBC (CBC+0.877\*CBCa)

**TOTAL CBDV: 13.410 mg/unit**

Total CBDV (CBDV+0.877\*CBDVa)

### CANNABINOID TEST RESULTS - 11/17/2021

COMPOUND	LOD/LOQ (mg/mL)	MEASUREMENT UNCERTAINTY (mg/mL)	RESULT (mg/mL)	RESULT (%)
CBD	0.004 / 0.011	±2.0096	41.954	4.2084
CBG	0.002 / 0.006	±0.0108	0.173	0.0174
CBDV	0.002 / 0.012	±0.0078	0.149	0.0149
CBN	0.001 / 0.007	±0.0041	0.110	0.0110
$\Delta 9$ THC	0.002 / 0.014	N/A	ND	ND
THCa	0.001 / 0.005	N/A	ND	ND
$\Delta 8$ THC	0.01 / 0.02	N/A	ND	ND
THCV	0.002 / 0.012	N/A	ND	ND
THCVa	0.002 / 0.019	N/A	ND	ND
CBDA	0.001 / 0.026	N/A	ND	ND
CBDVa	0.001 / 0.018	N/A	ND	ND
CBGa	0.002 / 0.007	N/A	ND	ND
CBL	0.003 / 0.010	N/A	ND	ND
CBC	0.003 / 0.010	N/A	ND	ND
CBCa	0.001 / 0.015	N/A	ND	ND
<b>SUM OF CANNABINOIDS</b>			<b>42.386 mg/mL</b>	<b>4.2518%</b>

### Unit Mass: 90 milliliters per Unit

$\Delta 9$ THC per Unit	ND
Total THC per Unit	ND
CBD per Unit	3775.860 mg/unit
Total CBD per Unit	3775.860 mg/unit
Sum of Cannabinoids per Unit	3814.740 mg/unit
Total Cannabinoids per Unit	3814.740 mg/unit

### DENSITY TEST RESULT

0.9969 g/mL

Tested 11/17/2021

Method: QSP 7870 - Sample Preparation







## Terpenoid Analysis

Terpene analysis utilizing gas chromatography-flame ionization detection (GC-FID).

Method: QSP 1192 - Analysis of Terpenoids by GC-FID

### 1 Menthol

A monoterpenoid alcohol with a fragrance that can be described as fresh, cool and herbal. It is responsible for the distinct odor of mint. It is frequently added to cigarettes and mouthwash as a flavorant. Found in mint, sunflower, micromeria, mountain mint, rose geranium, pennyroyal, tarragon, savory, basil, juniper, couch grass, rhubarb, acinos (basil thyme), ironwort, muña...etc.

### 2 α Bisabolol

A sesquiterpene alcohol with a fragrance that can be described as floral, peppery, sweet and clean. Found in chamomile, figwort, yarrow, skullcaps, lavender, ironwort, germander...etc.

### 3 γ Terpinene

One of four isomers of the monoterpene Terpinene. It has a fragrance that can be described as sweet, spicy, tropical, woody and oily with a hint of citrus. Found in marjoram, cardamom, tea tree, bible hyssop...etc.

## TERPENOID TEST RESULTS - 11/19/2021

COMPOUND	LOD/LOQ (mg/g)	MEASUREMENT UNCERTAINTY (mg/g)	RESULT (mg/g)	RESULT (%)
Menthol	0.008 / 0.025	±1.6737	41.842	4.1842
α Bisabolol	0.008 / 0.026	±0.0159	0.297	0.0297
γ Terpinene	0.006 / 0.018	±0.0030	0.173	0.0173
(-)-Isopulegol	0.005 / 0.016	±0.0042	0.104	0.0104
α Terpinene	0.005 / 0.017	±0.0011	0.071	0.0071
p-Cymene	0.005 / 0.016	±0.0010	0.038	0.0038
Terpinolene	0.008 / 0.026	±0.0007	0.032	0.0032
α Pinene	0.005 / 0.017	±0.0002	0.023	0.0023
Eucalyptol	0.006 / 0.018	±0.0006	0.022	0.0022
β Pinene	0.004 / 0.014	N/A	<LOQ	<LOQ
Limonene	0.005 / 0.016	N/A	<LOQ	<LOQ
Terpineol	0.016 / 0.055	N/A	<LOQ	<LOQ
Nerolidol	0.009 / 0.028	N/A	<LOQ	<LOQ
Camphene	0.005 / 0.015	N/A	ND	ND
Sabinene	0.004 / 0.014	N/A	ND	ND
Myrcene	0.008 / 0.025	N/A	ND	ND
α Phellandrene	0.006 / 0.020	N/A	ND	ND
3 Carene	0.005 / 0.018	N/A	ND	ND
Ocimene	0.011 / 0.038	N/A	ND	ND
Sabinene Hydrate	0.006 / 0.022	N/A	ND	ND
Fenchone	0.009 / 0.028	N/A	ND	ND
Linalool	0.009 / 0.032	N/A	ND	ND
Fenchol	0.010 / 0.034	N/A	ND	ND
Camphor	0.006 / 0.019	N/A	ND	ND
Isoborneol	0.004 / 0.012	N/A	ND	ND
Borneol	0.005 / 0.016	N/A	ND	ND
Nerol	0.003 / 0.011	N/A	ND	ND
Citronellol	0.003 / 0.010	N/A	ND	ND
R-(+)-Pulegone	0.003 / 0.011	N/A	ND	ND
Geraniol	0.002 / 0.007	N/A	ND	ND
Geranyl Acetate	0.004 / 0.014	N/A	ND	ND
α Cedrene	0.005 / 0.016	N/A	ND	ND
β Caryophyllene	0.004 / 0.012	N/A	ND	ND
trans-β-Farnesene	0.008 / 0.025	N/A	ND	ND
α Humulene	0.009 / 0.029	N/A	ND	ND
Valencene	0.009 / 0.030	N/A	ND	ND
Caryophyllene Oxide	0.010 / 0.033	N/A	ND	ND
Guaiol	0.009 / 0.030	N/A	ND	ND
Cedrol	0.008 / 0.027	N/A	ND	ND
<b>TOTAL TERPENOIDS</b>			<b>4.2602 %</b>	<b>0.42602%</b>



 **Pesticide Analysis**

PESTICIDE TEST RESULTS - 11/17/2021  **PASS**

Pesticide and plant growth regulator analysis utilizing high-performance liquid chromatography-mass spectrometry (HPLC-MS) or gas chromatography-mass spectrometry (GC-MS).

\*GC-MS utilized where indicated.

**Method:** QSP 1212 - Analysis of Pesticides and Mycotoxins by LC-MS or QSP 1213 - Analysis of Pesticides by GC-MS

*Exclusions<sup>1</sup> see last page*

*Exclusions<sup>2</sup> see last page*

COMPOUND	LOD/LOQ (µg/g)	ACTION LIMIT (µg/g)	MEASUREMENT UNCERTAINTY (µg/g)	RESULT (µg/g)	RESULT
Abamectin	0.03 / 0.10	0.3	N/A	ND	PASS
Acephate	0.02 / 0.07	5	N/A	ND	PASS
Acequinocyl	0.02 / 0.07	4	N/A	ND	PASS
Acetamiprid	0.02 / 0.05	5	N/A	ND	PASS
Aldicarb	0.03 / 0.08	≥ LOD	N/A	ND	PASS
Azoxystrobin	0.02 / 0.07	40	N/A	ND	PASS
Bifenazate	0.01 / 0.04	5	N/A	ND	PASS
Bifenthrin	0.02 / 0.05	0.5	N/A	ND	PASS
Boscalid	0.03 / 0.09	10	N/A	ND	PASS
Captan	0.19 / 0.57	5	N/A	ND	PASS
Carbaryl	0.02 / 0.06	0.5	N/A	ND	PASS
Carbofuran	0.02 / 0.05	≥ LOD	N/A	ND	PASS
Chlorantraniliprole	0.04 / 0.12	40	N/A	ND	PASS
Chlordane*	0.03 / 0.08	≥ LOD	N/A	ND	PASS
Chlorfenapyr*	0.03 / 0.10	≥ LOD	N/A	ND	PASS
Chlorpyrifos	0.02 / 0.06	≥ LOD	N/A	ND	PASS
Clofentezine	0.03 / 0.09	0.5	N/A	ND	PASS
Coumaphos	0.02 / 0.07	≥ LOD	N/A	ND	PASS
Cyfluthrin	0.12 / 0.38	1	N/A	ND	PASS
Cypermethrin	0.11 / 0.32	1	N/A	ND	PASS
Daminozide	0.02 / 0.07	≥ LOD	N/A	ND	PASS
DDVP (Dichlorvos)	0.03 / 0.09	≥ LOD	N/A	ND	PASS
Diazinon	0.02 / 0.05	0.2	N/A	ND	PASS
Dimethoate	0.03 / 0.08	≥ LOD	N/A	ND	PASS
Dimethomorph	0.03 / 0.09	20	N/A	ND	PASS
Ethoprop(hos)	0.03 / 0.10	≥ LOD	N/A	ND	PASS
Etofenprox	0.02 / 0.06	≥ LOD	N/A	ND	PASS
Etoxazole	0.02 / 0.06	1.5	N/A	ND	PASS
Fenhexamid	0.03 / 0.09	10	N/A	ND	PASS
Fenoxycarb	0.03 / 0.08	≥ LOD	N/A	ND	PASS
Fenpyroximate	0.02 / 0.06	2	N/A	ND	PASS
Fipronil	0.03 / 0.08	≥ LOD	N/A	ND	PASS
Flonicamid	0.03 / 0.10	2	N/A	ND	PASS
Fludioxonil	0.03 / 0.10	30	N/A	ND	PASS
Hexythiazox	0.02 / 0.07	2	N/A	ND	PASS
Imazalil	0.02 / 0.06	≥ LOD	N/A	ND	PASS
Imidacloprid	0.04 / 0.11	3	N/A	ND	PASS
Kresoxim-methyl	0.02 / 0.07	1	N/A	ND	PASS
Malathion	0.03 / 0.09	5	N/A	ND	PASS
Metalaxyl	0.02 / 0.07	15	N/A	ND	PASS
Methiocarb	0.02 / 0.07	≥ LOD	N/A	ND	PASS

Continued on next page



 **Pesticide Analysis** *Continued*

PESTICIDE TEST RESULTS - 11/17/2021 *continued*  **PASS**


Pesticide and plant growth regulator analysis utilizing high-performance liquid chromatography-mass spectrometry (HPLC-MS) or gas chromatography-mass spectrometry (GC-MS).

\*GC-MS utilized where indicated.

**Method:** QSP 1212 - Analysis of Pesticides and Mycotoxins by LC-MS or QSP 1213 - Analysis of Pesticides by GC-MS

COMPOUND	LOD/LOQ (µg/g)	ACTION LIMIT (µg/g)	MEASUREMENT UNCERTAINTY (µg/g)	RESULT (µg/g)	RESULT
Methomyl	0.03 / 0.10	0.1	N/A	ND	PASS
Methyl parathion	0.03 / 0.10	≥ LOD	N/A	ND	PASS
Mevinphos	0.03 / 0.09	≥ LOD	N/A	ND	PASS
Myclobutanil	0.03 / 0.09	9	N/A	ND	PASS
Naled	0.02 / 0.07	0.5	N/A	ND	PASS
Oxamyl	0.04 / 0.11	0.2	N/A	ND	PASS
Paclobutrazol	0.02 / 0.05	≥ LOD	N/A	ND	PASS
Pentachloronitrobenzene*	0.03 / 0.09	0.2	N/A	ND	PASS
Permethrin	0.04 / 0.12	20	N/A	ND	PASS
Phosmet	0.03 / 0.10	0.2	N/A	ND	PASS
Piperonylbutoxide	0.02 / 0.07	8	N/A	ND	PASS
Prallethrin	0.03 / 0.08	0.4	N/A	ND	PASS
Propiconazole	0.02 / 0.07	20	N/A	ND	PASS
Propoxur	0.03 / 0.09	≥ LOD	N/A	ND	PASS
Pyrethrins	0.04 / 0.12	1	N/A	ND	PASS
Pyridaben	0.02 / 0.07	3	N/A	ND	PASS
Spinetoram	0.02 / 0.07	3	N/A	ND	PASS
Spinosad	0.02 / 0.07	3	N/A	ND	PASS
Spiromesifen	0.02 / 0.05	12	N/A	ND	PASS
Spirotetramat	0.02 / 0.06	13	N/A	ND	PASS
Spiroxamine	0.03 / 0.08	≥ LOD	N/A	ND	PASS
Tebuconazole	0.02 / 0.07	2	N/A	ND	PASS
Thiacloprid	0.03 / 0.10	≥ LOD	N/A	ND	PASS
Thiamethoxam	0.03 / 0.10	4.5	N/A	ND	PASS
Trifloxystrobin	0.03 / 0.08	30	N/A	ND	PASS

 **Mycotoxin Analysis**

MYCOTOXIN TEST RESULTS - 11/17/2021  **PASS**

Mycotoxin analysis utilizing high-performance liquid chromatography-mass spectrometry (HPLC-MS).

**Method:** QSP 1212 - Analysis of Pesticides and Mycotoxins by LC-MS

*Exclusions<sup>3</sup> see last page*

COMPOUND	LOD/LOQ (µg/kg)	ACTION LIMIT (µg/kg)	MEASUREMENT UNCERTAINTY (µg/kg)	RESULT (µg/kg)	RESULT
Aflatoxin B1	2.0 / 6.0		N/A	ND	
Aflatoxin B2	1.8 / 5.6		N/A	ND	
Aflatoxin G1	1.0 / 3.1		N/A	ND	
Aflatoxin G2	1.2 / 3.5		N/A	ND	
Total Aflatoxin		20		ND	PASS
Ochratoxin A	6.3 / 19.2	20	N/A	ND	PASS



## Heavy Metals Analysis

Heavy metal analysis utilizing inductively coupled plasma-mass spectrometry (ICP-MS).

**Method:** QSP 1160 - Analysis of Heavy Metals by ICP-MS

### HEAVY METALS TEST RESULTS - 11/18/2021 ✔ PASS

COMPOUND	LOD/LOQ (µg/g)	ACTION LIMIT (µg/g)	MEASUREMENT UNCERTAINTY (µg/g)	RESULT (µg/g)	RESULT
Arsenic	0.02 / 0.1	0.42	N/A	ND	PASS
Cadmium	0.02 / 0.05	0.27	N/A	ND	PASS
Lead	0.04 / 0.1	0.5	N/A	ND	PASS
Mercury	0.002 / 0.01	0.4	N/A	ND	PASS

## Microbiology Analysis

### PCR AND PLATING

Analysis conducted by polymerase chain reaction (PCR) and fluorescence detection of microbiological contaminants.

**Method:** QSP 1221 - Analysis of Microbiological Contaminants

### MICROBIOLOGY TEST RESULTS (PCR) - 11/19/2021 ✔ PASS

COMPOUND	ACTION LIMIT	RESULT	RESULT
Shiga toxin-producing <i>Escherichia coli</i>	Not Detected in 1g	ND	PASS
<i>Salmonella</i> spp.	Not Detected in 1g	ND	PASS
<i>Listeria monocytogenes</i>	Not Detected in 1g	ND	PASS

Analysis conducted by 3M™ Petrifilm™ and plate counts of microbiological contaminants.

**Method:** QSP 6794 - Plating with 3M™ Petrifilm™

### MICROBIOLOGY TEST RESULTS (PLATING) - 11/19/2021 ✔ PASS

COMPOUND	ACTION LIMIT (cfu/g)	RESULT (cfu/g)	RESULT
Total Aerobic Bacteria	100	ND	PASS
Total Yeast and Mold	10	ND	PASS

### NOTES

- Exclusions: QSP 1212 - Sample Certification: California Code of Regulation Title 4 Division 19
- Exclusions: QSP 1213 - Sample Certification: California Code of Regulation Title 4 Division 19
- Exclusions: Sample Certification: California Code of Regulation Title 4 Division 19

