

## MEET OUR INSTRUCTORS



### The Visual Arts Center

Providing the best art classes, instructors and exhibit opportunities for members and visitors.

- 3 Art Galleries (20+ Exhibits Annually)
- Extensive Arts Library
- Artisan Gift Gallery of Hand-crafted Items
- Instruction for All Skill Levels
- Art & Supply Store

*Hours: Open to the Public*

Mon. & Fri. 10am-4pm

Tue. Wed. & Thur. 10am-7pm

Sat. 10am-2pm

*Class Times: (VAC Opens ½ Hour Prior to Class Start)*

- Weekday Mornings: 9:00 – 12:00
- Weekday Afternoons: 1:00 – 4:00
- Evenings: 6:00 – 9:00
- Saturdays: 10:00 – 1:00 & 1:00 – 4:00
- Personal & Group Classes available.

Call (941) 639-8810 or go online at  
[www.VisualArtCenter.org](http://www.VisualArtCenter.org) to register.



VISUAL ARTS CENTER

EXHIBITS | CLASSES | GIFT GALLERY | ART SUPPLIES

210 MAUD STREET | PUNTA GORDA, FL 33950  
(941) 639-8810 | [WWW.VISUALARTCENTER.ORG](http://WWW.VISUALARTCENTER.ORG)  
In Punta Gorda across from Fishermen's Village

### ART CLASSES

#### ONSITE & ONLINE

##### Draw & Paint

- Abstract
- Acrylic
- Black & White
- Charcoal
- Colored Pencils
- Collage
- Cyanotypes
- Drawing
- Gelli Printing
- Mixed Media
- Oil Painting
- Open Studio
- Pastels
- Scratchboard
- Watercolor

##### Fiber

- ◆ Baskets
- ◆ Book Binding
- ◆ Dyeing
- ◆ Felt Applique
- ◆ Embroidery
- ◆ Knitting
- ◆ Weaving

##### Glass

- Fused Glass
- Stained Glass
- Glass Etching

##### Jewelry

- Casting
- Enameling
- Glass Fusing
- Silver & Copper
- Wire Wrapping

##### Photography


- ◆ Photography
- ◆ Digital Editing

##### Pottery & Clay

- Big & Tall
- Hand Build
- Pottery Wheel

##### Wine & Art Socials

##### Youth Classes



In 1961 a group of artists organized an outdoor art show, and an astonishing 3,000 people came. These artists began to organize, and the Visual Arts Center was built in phases as money was raised. The doors officially opened in 1989.

Today, the Visual Arts Center (VAC) provides the finest art classes, instructors and exhibit opportunities for members and visitors. Courses are designed for all ages and skill levels and the VAC offers classes and workshops throughout the year in a wide variety of visual art media. Basic art supplies for oil, watercolor, acrylics, drawing and pottery, plus premade class kits, are available for sale along with VAC logo items, snacks, and member rental storage lockers.



## ART EDUCATION PROGRAMS

### CLASS DATES & TIMES

Class day of the week and times suggested for each instructor are according to their preferred teaching schedule, however, the schedule does change from time to time based on classroom availability. Classes generally begin every four to six weeks. **Currently scheduled onsite classes are highlighted in yellow.** For the most current list of scheduled classes, visit [www.VisualArtCenter.org](http://www.VisualArtCenter.org).

### ONLINE CLASSES

A selection of classes is offered online. Online classes meet weekly for 1½ hours for four-to-six-week sessions. **Currently scheduled online classes are highlighted in grey.**

### OPEN STUDIOS

An opportunity to work in the VAC Studios independently without formal instruction with a VAC Coordinator available to connect you to VAC resources. Join one session at a time or sign up for multiple sessions.

### YOUTH & TEEN PROGRAMS

Classes just for Teens in Pottery, Jewelry or Art Exploration, ages 10 to 18. Summer Camp for ages 8 to 18.

### WORKSHOPS

The Visual Arts Center offers Workshops in addition to classes taught by our Instructors or Visiting Instructors. Workshops offer a concentrated focus of one-half day to four consecutive days of instruction and creativity. Visit the website to see the current list of Workshops.

### MASTER WORKSHOP SERIES

Several nationally recognized artists present workshops each year. These workshop artists, selected by a committee of instructors and accomplished artists, represent new techniques or highly recognized expertise. Visit the website to see the current list of Master Workshops.

### CREATE AND PAINT EVENING SOCIALS

FUN WITH ART+ WINE – Each month we feature Art as a social event. Create your own piece of art in a 2-hour fun group workshop. – Painting, Glass Etching, Fused Glass and more. Onsite & Online.

### INDIVIDUAL/GROUP PRIVATE LESSONS

Personalized and private group classes are available for groups of 5 or more at the regular class rate. Individual lessons are available on an hourly basis.

## JAMES (JIM) BEECH, FWS



Jim studied at the Philadelphia Museum College of Art, the School of Visual Arts in New York, and Sheridan College in Oakville Ontario Canada. His primary background is in advertising design, graphic design, marketing, and communications in art. Jim's watercolor adventure began in 1957, studying under prominent illustrator George Wilde in Philadelphia and later with the Schunnemunk Art Guild in Orange County, NY. Jim is a signature member of the Florida Watercolor Society, member of Sea Grape Gallery in Punta Gorda, the Arts and Humanities Council of Charlotte County and the Visual Arts Center.

## WATERCOLOR



### WATERCOLOR - INTERMEDIATE

Classes will begin with basic art concepts and a review of drawing, color, design, and techniques. There will be weekly demonstrations and practice of fundamentals, including the use of shortcuts, photos, and watercolor techniques. The final weeks will be a student project of your choice. Supply List available online.

**6 Week Sessions. 10 Spaces**

**Intermediate / Advanced: Wednesday, 9am-12pm**



## LINDA BENSON



Linda Benson trained at the Art Institute of Chicago and the American Academy of Art. Over the years she has been awarded several grants in Florida and top awards for her artistic endeavors. She has had a professional artist career for over 40 years including 20 years for the Chicago Tribune as a creative artist / illustrator, and another 10 years as an artist for Florida newspapers on the mainland and two years as Art Dept. and composing manager in Key West. She has taught art in Fort Myers, Naples, and Sanibel. Linda is currently teaching in Punta

Gorda going on 5 years at the Visual Arts Center. Linda's hands-on technique allows you to create along with her in the classroom. Linda allows children, parents, and even grandparents all together to learn in her classes. It's always a great day for art and everyone is welcome to learn something new or develop existing skills.

## DRAWING & PAINTING



### WATERCOLOR

Enjoy being creative with transparent watercolors and learn something new or refresh your skills. You will learn brush techniques, color theory, gradients, and composition. Class supply list online. Art Class Supply Kits available for purchase in the VAC Art & Supply Store. **6 Week Sessions - 10 Spaces per Class**

**Beginners: Monday, 1pm-4pm**

**Intermediate / Advanced: Monday, 9am-12pm**

### One Timers Watercolor Session

Try it for one day to see how much fun and how easy it is to paint with transparent watercolors. All materials are provided for you to use in the classroom with a finished piece of art to take home.

**Monday, 1pm-4pm**

**Call ahead for availability!**

## DIANNE BROOKS

## JEWELRY



Dianne discovered her love for creating silver jewelry after a 30-year corporate career. Her favorite medium is silver, but she has branched out to lapidary intarsia, glass fusing, enameling, precious metal, clay, and wire. Dianne expands her skills each year at William Holland School of Lapidary Arts in Georgia as well as the Florida Society of Goldsmiths, where she is a member.

### **CHASING, REPOUSSE & FOLD FORMING COPPER**

Explore the elasticity of metal. Fold, hammer, roll and stretch copper sheets to make different shapes and textures. \$25 Material Fee.

**6 Week Sessions – 10 Spaces, Wednesday, 6pm – 9pm**



### **ENAMELING FOR JEWELRY- All Levels**

Learn the basics of enameling, safety, tools, materials, kiln firing, metal preparation and enamel application with a variety of design techniques. Start with the basics, then move onto advanced techniques: champlevé, plique-a-jour, cloisonné on copper or silver, beads, foil, enamel on Precious Metal Clay (PMC). \$45 Material Fee to Instructor.

**6 Week Sessions – 10 Spaces**

**Thursday, 1pm-4pm**



### **CHAIN MAILLE – ALL Levels**

Learn to make beautiful patterns and variations using the age-old art of Chain Maille. Learn a different bracelet pattern each week, one link at a time. Chain Maille can be used in many ways to create beautiful, unique jewelry. \$65 Material Fee. Tool list online.

**4 Week Sessions – 10 Spaces, Tuesday, 9am-12pm**

## BELINDA DUCLOS

## GLASS



Falling in love with Native American jewelry, Belinda began creating her own over 15 years ago. She discovered her love of stained-glass colors and textures and is always excited to create a new piece and share her experiences with her students.

### **STAINED GLASS – Beginners & Studio**

Learn the complete process of traditional stained-glass design and make a simple sun catcher using the copper foil method within the first two classes, then choose your next project from a vast library of pattern books. Materials & tools provided. \$20 Material Fee.



**6 Weeks - 10 Spaces**

**Stained Glass (All Levels – Beginners Welcome), Wednesday 1pm-4pm**

**Stained Glass Studio (Intermediate to Advanced), Thursday, 1pm-4pm**

### **GLASS ETCHING Wine & Art Social**



A fun evening with glass etching. Create a set of playfully etched wine glasses that are dishwasher safe and won't fade over time using patterns and an etching solution in less than 2 hours. Each session includes materials for up to 4 glasses, wine, and snacks. Additional glasses can be purchased for \$5 each.

**One 2-hour Session – 10 Spaces, Wednesday once each month, 6pm-8pm.**

## BELINDA DUCLOS

## JEWELRY

### **SILVER & COPPER JEWELRY – Introductory & Studio Sessions**

Create jewelry using mixed metals in our studio equipped with the most popular tools. Solder, etch, texture, drill, form, rivet, cut saw, stamp, color, cast and more. Learn to use the acetylene torch, rolling mill, bench shear, drill press, hydraulic press, buffer, bench sander, stamps, mandrels, and hand tools. Stones and metals are available for purchase. \$20 Material Fee to Instructor.

#### **Introduction to Silver & Copper (Beginners)**

**4 Weeks – 10 Spaces, Tuesday, 1pm-4pm**

#### **Silver & Copper (All Levels)**

**6 Weeks, Thursday, 6pm-9pm, Friday 9am-12pm, & Saturday, 10am-1pm**

#### **Silver & Copper (Intermediate+)**

**6 Weeks – 10 Spaces, Friday, 9am-12pm**



### **JEWELRY CASTING - All Levels – Class meets twice a week for 4 weeks – 8 Sessions**

Learn the techniques of lost wax casting, the process by which a wax pattern is made into a jewelry mold and then filled with molten metal or silver to create custom jewelry. \$20 Material Fee to Instructor.

**4 Weeks (Twice a week for 4-weeks) – 10 Spaces**

**Friday & Saturday, 1pm-4pm**

## JANIE DUKE

## GLASS



Janie Duke is a Southwest Florida fused glass artist specializing in a unique French approach to creative glass making that allows for subtle gradations of color. She produces her own designs from her Glass Duchess Studio in Port Charlotte. Her works can be found throughout the US, Canada, and parts of Europe. She considers her work representative of the Earth, Sky and Oceans striving for serenity and a calming effect on the viewer.



### **INTRODUCTION TO FUSED GLASS - Beginners**

This beginning glass class is for those who have never worked in glass before. Make a small bowl or plate. Learn the basics: types of glass; tools; how to cut glass; design and form; what glass does as it warms in the kiln and how it affects your finished piece. Supply List online. \$60 of material, tool use and kiln time included. Project glass is extra and must be purchased from VAC Art & Supply Store to be fired in kiln.

*Students must wear closed-toe shoes to class.*

**6 Week Sessions – 10 Spaces, Tuesday, 9am-12pm**

### **FUSED GLASS – Intermediate & Advanced**

Now that you know the basics, experiment with a new fused glass technique each session. Folding, forming, braiding and more. Must have taken Introductory Class before this class. Supply List online. Bring your glass tools. Tools and project glass available for purchase in VAC Art & Supply Store. Class may be offsite.

*Students must wear closed-toe shoes to class.*

**Intermediate/Advanced I – 4 Week Session – 10 Spaces, Tuesday, 1pm-4pm**

**Advanced II – 4 Week session – 10 Spaces, *Not currently scheduled***

## KITT MORAN

## OIL PAINTING



Kitt Moran was born in Jersey City, N.J and raised in Carteret, New Jersey. She moved to SW Florida with her husband almost 20 years ago. "I am an expressionistic painter. My paintings are inspired by my love of capturing a moment in time. I'm interested in portraiture, figurative to landscape paintings with bold and expressive brushwork. My main (and favorite) medium is oil. I believe that strong composition and values are the most important techniques for a good painting. I love color! My goal is to convey the beauty and wonder of people and our world. Painting has taught me to "really" see! "

### **PAINTING EXPRESSIONS- All Levels**

You will learn all about composition, values, color, and brush work techniques. Make sure to bring a reference photo to paint from!!

**4 Weeks - 10 Spaces per Class Friday, 1pm-4pm**



## KATHRYN ERICKSON

## PINE NEEDLE BASKETS



Kathryn Erickson began weaving pine needle baskets as a hobby in 2002. She quickly advanced from hobbyist to serious artist, winning several awards for her baskets. She is known for incorporating unusual stone and mineral slices into her designs.



### **CATCH A DREAM –**

Learn to sew and coil Muhly Grass and pine needles in a dream catcher motif. Make a two-inch dream catcher for practice then design a larger 6-inch catcher with added decorations!

**4 week class session 8 spaces, Saturday, 11am-2:30pm**



## NANCY GRAY GIFFIN



Nancy graduated with a degree in graphic arts and an associate degree in banking and finance. She worked in the banking industry over 20 years before retiring and following her passion full time in the art world. After moving to Naples, Florida, from Massachusetts in 1992, she decided to try her hand at baskets. The first ones were made using wire and beads, however, the beauty of the Nantucket Baskets kept calling to her. She is currently a member of the National Basketry Organization, Visual Arts Center, Sarasota Art Center, and Southwest Florida Fine Craft Guild . Her baskets have won many awards and she enjoys sharing her craft with others.

## NANTUCKET BASKETS



### **NANTUCKET LIGHTSHIP BASKET WEAVING**

Learn the history of Nantucket Baskets, weaving baskets using different molds, the difference between cane and Bleached Hamburg cane and reed, using even vs uneven spokes, and adding a step to create a pattern.

*Round Nantucket Basket:* The first two sessions will focus on the basics and create a 5" basket over a wooden mold using Reed and Cane. \$100 Supply Fee to Instructor.

*Nantucket Hourglass Vase:* The second two weeks will advance your knowledge and create a 9" vase.

**4 Week Session – 10 Spaces**

**Tuesday, 9am-12pm**

## CLORA HAMILTON



Clora Hamilton moved to Port Charlotte from her hometown, Danvers, Massachusetts. Before retiring, Clora taught at Charlotte County Public Schools. She loves everything fabric, making her own designs, and sharing her knowledge with others.



## FIBER

### **PAINTING FLOORCLOTHS**

Floorcloths have provided beauty and durability for more than 400 years. Through the centuries, the purpose has remained the same, cloth sturdy enough to withstand the tread of shoes. Floorcloths are handmade canvas-based rugs that are infinitely customizable in style, size and shape.

Create your own floor cloth from beginning to end. Design, paint and finish a floor cloth that matches your home and style on a 2' x 4' canvas and learn about proportion, design and finishing techniques.



**4 Week Sessions – 10 Spaces**

**Tuesday, 9am-12pm**

## RICARDO ("RICK") HICKS

## POTTERY



Rick is a master potter and artisan. He began training in pottery in 2006 and served as an apprentice instructor under Howard Hartke, continuously expanding his skill and teaching knowledge in wheel throwing, hand building, clay types, trimming, firing, (including Horsehair and Raku), design, texture, sculpting, and glazing. He enjoys passing his knowledge onto others, watching them grow and mastering new techniques.

### **WRECKS & EFFECTS . . . OR . . . GLAZING TECHNIQUES**

**1-Day Workshops with Steve Strunk & Rick Hicks**  
**10 Spaces, Tuesday, 9am-3pm**



### **POTTERY HANDBUILD & WHEEL – All Levels**

Work on your individual pottery projects using the wheel, hand building techniques, or a combination of the two. Learn tips and tricks to make your pottery adventure an easy one. Class includes critiquing and individual assistance. Up to 25 pounds of clay, glazing and firing (\$60 value) included. Pottery tools available for \$15.

**6 Weeks - 10 Spaces, Wednesday, 1pm-4pm, 6pm-9pm , & Friday 1pm-4pm**

### **POTTERY HAND BUILD: BIG & TALL**

Learn the basics of pottery hand building using pinch, coil, and slab construction with a focus on creating larger pieces using clay and your hands. Create pottery pieces to build skill and technique and continue building your skills in an Intermediate+ class. Class includes up to 25 pounds of clay, glazing and firing (\$60 Value). Pottery tools available for \$15.

**Beginner: 6 Weeks - 10 Spaces, Thursday, 1pm-4pm**

**Intermediate+: 6 Weeks - 10 Spaces, Thursday 9am-12pm**



## EVELYN LAVASSEUR

## FIBER



Evelyn Lavasseur moved to Florida 20 years ago from New England. She has a B.S. from Quinnipiac University in Occupational Therapy and uses her love of craft and creating in her health care profession. Evelyn is also the leader of the Sarasota Sewing Guild. Evelyn likes exposing/sharing the joy of wearable art clothing with people.

*"I like helping them find the pride and joy that comes into their lives when they make and wear an original one-of-a-kind garment."*



### **WEARABLE ART GARMETENT SERIES**

Plan, design, and construct your very own art garment! In this class Suzanne Patton and Evelyn Levasseur can help you create anything!!

**4 Week Session – 10 Spaces, Friday, 9am-12pm**



## CATHERINE LUCUS

## PAINTING



Born into a traveling military family, Catherine experienced awe-inspiring art from many different cultures as she grew up. This motivated her to start drawing, and the sacredness of life she experienced in these cultures continues to inform her work. Catherine's artistic education includes a BFA from Hofstra University (NY) and an MFA from the New York Academy of Art, Graduate School of Figurative Art (NYC). After completing her program at New York Academy of Art, she continued her education through long term study with Anthony Ryder at the Ryder Studio School in Santa Fe, 2014 National Art Exhibition held at the Visual Arts Center. She works in oils and mixed media and especially enjoys abstract art in mixed media.



### HOW TO PAINT LIKE THE OLD MASTERS

Class guides students through the process of developing a painting using the traditional techniques of indirect painting. Begin with a drawing that is transferred to the canvas and developed into a fully realized monochromatic under painting. Thin layers of paint and glazes are applied to achieve the luminosity and depth of the old masters. Work from your own still life setup with objects of your choosing.

**6 Weeks - 14 Spaces per Class Wednesday, 1pm-4pm**



## ROSALIE MACK

## DRAWING



A true Florida "native," Rosalie was born and raised in Bradenton, FL. She worked as a fashion illustrator while she earned her Bachelor of Fine Arts. She began teaching art in Charlotte County in 1982 and recently retired from Charlotte High School where she taught Advanced Placement Drawing, Drawing and Painting, and Art History & Appreciation. Rosalie loves drawing in all mediums and has a passion for art history!



**DRAWING & PAINTING FLORIDA IN COLOR** – Learn to draw the best Sunsets, beaches, boats, wildlife, harbors, flowers, and local flavor. **4 Week Sessions – 10 Spaces, Monday, 9am-12pm**

**EXPLORING COLOR PENCIL** – Expand your horizons with this beautiful, colorful medium. Learn new techniques for using colored pencils. **4 Week Sessions – 10 Spaces Monday, 1pm-4pm**

**LET'S DRAW** You will learn about value, line, shape, and textures while training your eye to see things as they really are. **4 Week Sessions – 10 Spaces, Tuesday, 9am-12pm**

**2D ART STUDIO WITH INDIVIDUAL INSTRUCTION** – This studio class welcomes every artist to work on their own 2D Art Project while receiving personalized instruction and shared critiques. **4 Week Sessions – 10 Spaces, Tuesday 1pm-4pm**

## CHERYL MONTALE



Cheryl is a weaver and textile artist with interest in creating one-of-a-kind textiles for everyday living. From wearables to wall art and household textiles, her interest led to a study of natural dyes and surface design technique, many of which have been practiced for centuries, and are sustainable and less harmful to humans and the environment. Cheryl has studied weaving with Becky Ashendon at Vavstuga Weaving School in Shelburne Falls, MA; natural dye and surface design techniques with Suzanne Connors at Aya Fiber Studio in Stuart, FL, Maiwa School of Textiles in Vancouver, BC, and with Irit Dulman in Israel.

## FIBER



### **INDIGO, MARIGOLD & MADDER NATURAL TEXTILE DYEING**



Explore a variety of techniques for creating color and pattern on cotton, linen, silk, and wool. These techniques can be used for everything from wall art to garments and household linens. This class will introduce you to the beautiful palette of natural dyes, and the processes required to make color and pattern permanent with these dyes from the natural world.

**4-week session-8 spaces Thursday, 1pm-4pm**

## DENISE MORETTI



Denise is a lifelong fiber arts enthusiast. Beginning as a weaver in the 1980s, she pursued her interest in weaving and surface design by completing workshops and classes at Rhode Island School of Design, Haystack, Maine, and a yearlong studio study in fiber art at Worcester Center for Crafts in Massachusetts. Today, Denise enjoys creating new pieces with her "stash" of fibers, sharing her knowledge with others, and continuing to experiment, explore and learn.

## FIBER



### **BEGINNING TAPESTRY WITH LITTLE LOOM**

An introduction to tapestry weaving using little looms to create 4 sample tapestry pieces. Each piece will highlight a different basic technique to create beautiful pieces to use or display.

**4 Week Sessions – 8 Spaces**

**Monday, 9am-12pm**

### **ADVANCED TECHNIQUES USING RIGID HEDDLE LOOM**

This advanced class will encourage students to explore woven surface design using color, textures with multiple fibers, and much more! Make sure to bring your own Loom.

**4 Week Session – 8 Spaces**



Monday, 9am-12pm

## JACK MCCLENNEN



Jack has been teaching pottery at the high school, university, and community college level for more than 30 years. Jack has a Master of Arts education from Mansfield University, PA. He attended the University of Wyoming Fine Arts Master's Program for Ceramics, and attended Summer Ceramic Intensive at Alfred University, NY. He has participated in national exhibitions and received awards for his work, as well as teaches a variety of workshops. His focus is on functional "useful" pottery, and he enjoys working the wheel and experimenting with kilns. One of his favorites is using a wood fired kiln.

## POTTERY



### ENHANCING "YOUR FORMS" IN CLAY

A focus on creativity and control of "your forms". Short discussion and hands-on exercises on finding "your" art voice. Demonstrations include handles, lids, knobs, stretching, stamping, ribbing textures, and more.

**4 Weeks - 10 Spaces**

**Monday, 1pm-4pm**

## PAULETTE MORRISSEY

## FIBER



I have been working with fiber and fiber arts for over 40 years, from weaving, appliqué and quilting to art dolls and beading. I enjoy just about all aspects of working with fibers and am still learning new things all the time. I have a lot of fun passing my skills on to others and love seeing someone get all caught up in a new passion. I have been teaching various classes in my home and studio for several years, including sewing, spinning, quilting, doll making, weaving, and more.

### FELT APPLIQUE WALL ART

Learn to create dimensional felt applique wall art in an adorable wool felt picture with colorful wool felt and trims. \$25 Material

Fee to Instructor. **4 Week Sessions – 10 Spaces, Tuesday, 1pm-4pm**



**CREATIVE BOOK BINDING** Learn how to construct and bind a book from scratch in this class, but you get to make your book in your own favorite paper – for watercolor, sketching, drawing, colored pencil, journaling, scrapbooking, whatever you like. We'll take your paper and turn it into an impressive one-of-a-kind hard bound book.

\$28 Material Fee to Instructor

**4-week sessions- Wednesday, 1pm-4pm**



## ROBERT "NISH" NISHIHIRA

## PHOTOGRAPHY



Robert was a full-time commercial photographer for 18 years in California and had clients such as Callaway Golf, IBM, and Qualcomm. He achieved several honors including CA Magazine's Award of Excellence and ASMP's Gold Award. Robert's work has been published in magazines such as Vogue and Town & Country. After retiring from commercial photography, Robert taught at the City College of San Francisco for 20 years.

### **INTRODUCTION TO CAMERA EXPOSURE**


A course designed for picture-takers of all levels who wish to take the mystery out of camera exposure settings. Whether a novice or seasoned pro, all will benefit from the exposure tips and techniques that will be covered. Students will produce photographs that will be evaluated by instructor in class critique sessions.

**6 Week Sessions – 10 Spaces, Thursday, 9am-12pm**

### **PHOTOGRAPHY PRINCIPLES OF DESIGN**

Put into practice the principles of design such as dominance, repetition and contrast and your photography (and all other art media) will surely improve. This hands-on course will be fun and challenging.

**4 Week Sessions – 10 Spaces per Class - Thursday, 1pm-4pm**



## SUZANNE PATTON

## WEAVING



Suzanne describes herself as an eclectic artist. Trained as an art teacher, she was exposed to all disciplines of art. She has been weaving and working with fiber art for more than 40 years. She is a weaver, dyer, and spinner. She works with big looms, giant looms, harness looms and more.

### **TREASURE NECKLACE WORKSHOP**

Create a colorful necklace of memories. Bring trinkets, single earrings, or use the supplies provided. Make a necklace in 1 Day. \$20 Material Fee to Instructor.

**1 Day Workshop – 12 Spaces, Friday, 9am-12pm**



### **COLOR THEORY FOR FIBER ARTISTS**

A hands-on approach to understanding color theory and application with fiber artists in mind. Using paints, beads, fiber, and cloth you will make your own hands-on color reference book. Be more creative with a knowledge of how those colors go together and how to make something pop!

**4 Week Session – 10 Spaces, Thursday, 9am-12pm**



### **WEARABLE ART GARMETENT SERIES**

Plan, design, and construct your very own art garment! In this class Suzanne Patton and Evelyn Levasseur can help you create anything!!

**4 Week Session – 10 Spaces, Friday, 9am-12pm**

## LAURA POMMIER



Laura is originally from the Midwest and recently moved to Florida. She received her Bachelor of Fine Arts from Murray State University in Kentucky and her Master of Art from Indiana State University in Painting. Since 2005, Laura has taught many art classes and workshops in portraits, figures, pastels, plein air, flowers and more. Her award-winning artwork has been displayed in many exhibits as well as featured in several solo shows. Her specialty is painting and drawing with an emphasis on portraits and figurative art.

## PAINTING



### **OIL PORTRAIT PAINTING – All Levels**

Demonstrating all aspects of a successful portrait -- from how to mix and use oil paint to basic techniques. Gradually progress into creating volume, expression, and true likeness. Supply List online. Oil Kit & art supplies available in VAC Art & Supply Store.

**6 Sessions – 10 Spaces, Monday 1pm-4pm**

**DRAWING TECHNIQUES-** Develop your drawing techniques by focusing on composition, values, and other ways to develop your mark making!

**4 Sessions – 10 Spaces, Thursday 1pm-4pm**

### **INTRODUCTION TO PASTELS**

Learn basic drawing techniques with pastels. Designed for beginners with a focus on the individual while learning about value, color, line and composition.

**4 Sessions – 10 Spaces, Thursday, 9am-12pm**

### **ONLINE SKETCH OF THE WEEK**

Using just pencil and paper, learn to draw or expand your skills with a new sketch from beginning to end each week from the convenience of your home.

**4 Sessions – 10 Spaces, Wednesday 2pm-4pm**



## KATHLEEN PRENDERGAST



Kathleen Prendergast (Kat) is a retired psychologist who resides in both Geneva, IL and Punta Gorda, FL. Upon her retirement four years ago, she has received drawing instruction from a renowned Disney illustrator at the School of Art in Geneva, IL; private lessons with pastel artist Pam Hamilton; multiple classes in pastel and colored pencil at the DuPage Art institute in Wheaton, Illinois; oil painting classes at the Art Box in St Charles IL. In Florida she has taken multiple classes with Robert Pavon using charcoal and pastel and Rosalie Mack using colored pencils. Her work has been exhibited at the Geneva Library, DuPage Art League, Pop Up Gallery in St. Charles, Illinois, and the Visual Arts Center in Punta Gorda.

## PET PORTRAITS

### **PET PORTRAITS – All Levels**

Working in colored pencil or pastel pencils, learn the basic anatomy of dog and cat heads, front, profile, eyes, ears, and noses, and how to best place the image on paper, plus tips and tricks for realistic animal portraits.

**4 Sessions – 10 Spaces, Wednesday, 1pm – 4 pm**



## PATTI PRESSELLER



Patti was born into a New Orleans household and community of talented artists. Artists tutored her in needle, graphic, signage painting and most recently, acrylic painting. Assemblage and collage provide her inspiration, allowing found articles to “discover” each other and guide her as she works. She enjoys drifting back and forth among different media, as the spirit moves her, and often has several projects in progress at the same time. Patti teaches Acrylic Painting and Collage at the Visual Arts Center.

### **ACRYLIC TECHNIQUE OF THE WEEK – ONLINE**

Join Patti online and learn a new technique each week using acrylic paints from the convenience of your home.

**4 Sessions, Wednesday, 10am – 11:30 am**



### **ACRYLIC PAINTING – Beginner**

Don't know which end of the brush to use? It doesn't matter...use both ends. Have fun exploring media, substrates, and tools while you develop skills using acrylic paint. Supply List Online. Supplies & Class Kit available in VAC Art & Supply Store.

**4 Sessions – 10 Spaces, Friday, 9am - 12pm**

### **COLLAGE WITH GELLI PLATES –**

Learn the basic techniques of collage using simple materials and mixed media. Experiment with using a Gelli Plate to make different color combinations, designs, mark making, and more! Supply List online and available in VAC Art & Supply Store.

**6 Sessions – 10 Spaces, Thursday, 9am – 12pm**



## PAINTING & COLLAGE

## MARQUELYNN (MARKI) RAPOSA



Marki is a graphic designer, art instructor, previous gallery owner and recipient of numerous awards for her fine art paintings. She received her master's degree from the Rhode Island School of Design. She arranges private art parties through her company, “Let's Get Splashed”. Painting parties include acrylic painting on canvas, bags, wood, and wine glasses.

She also teaches pet portraits from a photo.

### **WINE & ART EVENING SOCIAL**

### **CREATE & PAINT WITH CANVAS or ANYTHING BUT CANVAS**

If you have never painted before and want to explore a taste of art, or if you are a master painter and want to enjoy a night of art and fun, join our wine and art evening adventure.

**2<sup>nd</sup> and 3<sup>rd</sup> Wednesday of every month**

### **ENCAUSTICS WORKSHOP**

Learn to work with wax and heat to create unique and interesting pieces of wall art. Join Marki for a one-day workshop to explore the possibilities of encaustics. Includes \$40 of materials. **1-Day Workshop, Friday, 10am – 3pm**

### **ENCASTICS ART – INTERMEDIATE +**

If you're already experimented with encaustics, continue the adventure with this intermediate class!

**4-week session, 10 spaces Tuesday 1pm-4pm**

### **PAINT WITH ACRYLICS**

Grow your painting skills using acrylic paint, a water-based paint that is fun to use and provides flexibility. Learn blending, tips, tricks, and more! Vac Kit recommended.

**4-week session, 10 spaces Tuesday, 6pm-9pm**

## PAINTING



## DIANA REINHARD



Diana, a retired science teacher, has turned her knowledge of stones and her love of teaching into jewelry making. Her interest in art began 25+ years ago as she developed a high school course in horticulture integrated with art and science. Working with artists in the Baltimore area, she learned to create “wearable art” using paper or cloth. Upon retiring, Diana moved to Port Charlotte and created wearable art as fundraisers for clubs and organizations. Diana has utilized her teaching skills to instruct others in the techniques of creating paper, cloth and wire wrapped jewelry.

## JEWELRY



### WIRE WRAPPING

Learn the basics of jewelry wire wrapping. Topics include tools, all about wire, what is the difference between a stone and a cabochon, measuring, creating a design, where to shop for supplies, helpful hints, and the ever popular “what to do when things go wrong.” Supply list available online. Basic wire wrap kit available for purchase (\$25) at first class from instructor.

**6 Week Session – 10 Spaces**

**Monday, 9am-12pm: Beginners**

**6 Week Session – 10 Spaces**

**Monday, 1pm-4pm: Advanced**

### KUMIHIMO – All Levels



Japanese for “gathered threads”, Kumihimo is the Japanese form of braid-making. Cords and ribbons are made by interlacing strands. Learn new techniques each week. Supply list available online. Basic kit available for purchase (\$25) from instructor.

**4 Week Session – 10 Spaces, Wednesday, 9am-12pm**

## LINDA (LIN) SCHEPPERLY



Lin started working with clay after retirement, with her primary focus being ceramics designed for daily use, and then, she found fused glass, opening a new world of creativity. Lin lives with her husband, Chris on Marquette Island, Michigan during the summer and works with clay and glass in her studio. During the summer she is often found at the Les Cheneaux Area Artisan Cooperative as an instructor. She returns every winter to Punta Gorda and the Visual Arts Center Glass Studio to inspire creativity in others.


## FUSED GLASS

### FUSED GLASS CREATIONS

Create a different fused glass piece each week. No prior glass experience necessary. Make pendants, bowls, plates, night lights. \$40 of supplies included. Additional glass may be purchased from the VAC Art Supply Store. Only VAC glass may be fired in VAC kilns. *Please wear closed toed shoes.*

**4 Week Session – 8 Spaces**

**Friday, 9am-12pm**



## DEBI SCHOLTES

## FIBER



Debi Scholtes is a retired RN from Morton Grove, IL she has been knitting for 6 years. Debi is interested in all aspects of fiber art, drawing & painting. Her artistic talents all come together in Artistic Knitting. Debi's work has been displayed throughout the Visual Art Center and throughout Charlotte County!



### ARTISTIC KNITTING

Come explore the artistic world of knitting. You will learn how to create new designs without formal pattern and learn how to connect pieces together to create your very own unique piece!

**4 Week Sessions – 8 Spaces, Thursday, 9am-12pm**

## JOANNE STRAMARA

## WATER MEDIA



Joanne was born in rural Pennsylvania and moved to Florida in 2006 to capture the sea, sky, flora, and fauna of the area. She is happiest studying, sketching, and painting. Joanne studied art at Kutztown University and Wyomissing Institute, and with many local and national art instructors. Her favorite medium is watercolor, and her love of experimentation coupled with an explosive use of color creates a unique style. She is a signature member of Suncoast Watercolor Society and one of the co-owners of Sea Grape Gallery in Punta Gorda. Her artwork has won many awards in Southwest Florida and is in collectors' homes everywhere, from Nova Scotia to the Florida Keys. Joanne spends her time creating and teaching in Charlotte and Sarasota Counties.



### Watercolor 101-

Learn basic watercolor techniques! This class offers weekly demonstrations that have you practice your fundamental skills such as brush work, color, composition, and other watercolor techniques.

**4 Week Session – 10 Spaces, Tuesday 9:30-12pm**

### Watercolor, Water Media and More!

After mastering the basics of watercolor come expand your skills in this multimedia watercolor class. Watercolor can be combined with a wide variety of other media to create new and exciting looks. Learn to add textures and other media to watercolor artwork to create unique variations with depth and dimension.

**4 Week Session – 10 Spaces Tuesday 1pm-3:30pm**



## STEVE STRUNK



Steve Strunk and his family moved to Punta Gorda from Washington D. C. 19 years ago. He attended Prince George's College in Maryland and has a degree in Broadcasting. He was first introduced to pottery through the Visual Arts Center Pottery Studio and found his passion. Over the next 7 years, he developed his skills and advanced techniques under master pottery instructors. Today, he is an award-winning potter, and his works can be found in the Visual Arts Center Gift Shop.

### **WRECKS & EFFECTS . . . OR . . . GLAZING TECHNIQUES**

**1-Day Workshops with Steve Strunk & Rick Hicks**

**10 Spaces, Tuesday, 9am-3pm**

### **WHEEL POTTERY - No prior experience**

Learn the art and technique of wheel thrown pottery. The class is designed for the beginner as well as those that have been challenged by the potter's wheel. A focus on mastering the basics of centering, pulling and shaping. Learn to create bowls, vases, and other functional stoneware pottery pieces. Material Fee: \$56 - includes 25 lbs. of clay, use of glazes and kiln time. Basic pottery tools are available for \$15.

**6 Weeks- 10 Spaces**

**Thursday, 6pm – 9pm, Friday 9am-12pm, or Saturday, 10am-1pm**

### **YOUTH POTTERY WHEEL**

A special class in wheel pottery techniques just for youth ages 10 to 18

**6 Weeks- 10 Spaces, Saturday, 1pm – 3pm** (Not currently offered)

## POTTERY



## CLYDE SWEATT



Clyde developed an interest in photography as a teen in New York City. He studied commercial photography at the New York Institute of Photography becoming skilled at 35mm to 8x10 view cameras, and studio and dark room techniques. He developed his skills through product, portrait, and wedding photography. Much of his work is photo journalistic, focusing on NY street scenes, as well as landscapes.



## PHOTOGRAPHY



### **BEYOND THE SNAPSHOT**

You may have a new digital camera and are surprised that you are not taking noticeably "better" pictures. Learn to use your camera more effectively and the skills that will allow you to produce more creative and pleasing pictures. Bring your camera with you.

**4 Weeks: 10 Spaces - Saturday, 10am-1pm**

### **INTRODUCTION TO PHOTO EDITING**

Learn photo editing techniques using Adobe Lightroom Classic, a software program with digital editing capabilities, as well as extensive tools to catalog photos. Many techniques can also apply to other popular photo editing software. For best results, bring your laptop or tablet with editing software already installed.


**4 Weeks: 10 Spaces - Thursday, 6pm-9pm**

## SHERYL UNWIN



Sheryl is originally from Massachusetts and now lives with her husband in North Port, Florida. She began her formal art education at the Art Institute of Boston and later pursued a career in the commercial print industry as a graphic designer. Since moving to Florida, Sheryl has worked as a freelance graphic designer, as well as a portrait and wildlife artist. She has a passion for animals and nature from the largest of wildlife creatures to the smallest of domestic pets. This passion is represented in many of her scratchboard, graphite, color pencil, or pen and ink drawings.

## DRAWING & SCRATCHBOARD



### SCRATCHBOARD ART

Scratchboard is an illustrative technique using sharp knives and tools for engraving into a thin layer of white China clay coated with dark, often black India ink. Learn the different types of boards, the range of techniques and variety of different tools for etching your image and explore the different mediums that can be used for colorizing your scratchboard drawing. Learn the basic technique with the Introductory Beginners session then enhance your skills with the Intermediate session.

**4 Weeks - 10 Spaces, Wednesday, 9am-12pm & 1pm – 4pm**

## MAIRIN WILSON



Mairin Wilson was born and raised in California. She is an iconographer and artist with a certification in Byzantine art. Mairin creates in a variety of media including watercolor, charcoal drawing, and cyanotypes. She moved to Florida in 2020 with her husband and two daughters. Mairin's work has been shown in many exhibits and in private collections across the U.S.

## PAINTING



### EXPLORING WATERCOLOR

Learn basic watercolor techniques like brushwork, picking paper, color, and much more. This is a class for all levels who want to learn the basics of watercolor. VAC Supply Kit recommended.

**4 Week Session – 10 Spaces Saturday 10am-1pm**

### MAGIC OF CYANOTYPES (ALL LEVELS)

Use plants to create artistic photographs without a camera with botanical printing, texture, and color. **1 Day Workshop, Wednesday 9am-12pm**



## BEVERLY YANKWITT



Beverly moved to Southwest Florida from West Virginia with her husband, Ralph, and two children in 1985. Upon retirement from Merrill Lynch in 2012, she has been pursuing her true love . . . ART. Beverly is a member of Sea Grape Gallery, the Florida Watercolor Society, the International Society of Experimental Artists, and a past president of the Board of Directors for the Arts & Humanities Council of Charlotte County. Her art has been accepted in many juried shows including the 2014 National Art Exhibition held at the Visual Arts Center. She works in oils and mixed media and especially enjoys abstract art in mixed media.

### **ABSTRACT PAINTING – ALL LEVELS**

Students are encouraged to develop their own style of painting. Work on your own designs with a focus on composition and design principles. Contemporary and more difficult approaches to abstract art are featured, as well as artwork critiques with class participation. Supply List available online. Art supplies available in VAC Art & Supply Store. **4 Week Sessions - 10 Spaces**

**Beginners: Wednesday, 1pm-4pm    Advanced: Wednesday, 9am-12pm**

### **ABSTRACT PAINTING – ONLINE**

Develop your contemporary abstract art skills with a focus on composition and design principles, online from the convenience of your home. **4 Week Sessions - Tuesday, 1:30pm-3pm**

## PAINTING



## BARBARA ZAPPULLA



After a 40+ year career as a Commercial Interior Designer, including 10 years as an Adjunct Instructor at Maryville University, Barb began weaving and joined The Weavers Guild of St. Louis and The Missouri Fiber Arts organizations. She moved to Port Charlotte in 2018. Barb's fiber art includes both jack and tapestry loom weaving, knotted waxed deer antler basketry, bead weaving, pine needle basketry, batik/mud dyeing, embroidery, and knitting/crocheting. She draws inspiration from nature, wildlife, and Indian cultures, telling stories through cultural symbols and designs. Barb has won many awards including 1<sup>st</sup> Place at "Artists in Paradise" exhibit in Big Pine Key Florida, as well as exhibits at the Visual Arts Center, Punta Gorda. Barbara is the Co-Author of *Produce Successful Art Exhibits/Events/Workshops 2020*.

### **EMBROIDERY JOURNALING**

Study basic and unusual embroidery stitches as you build your personal embroidery resource journal. Each journal will record all classroom learning and experiments to become your personal embroidery resource.

**4 Weeks Session, 8 Spaces Tuesday, 9am-12pm**

### **EMBROIDERY AS ART**

Expand your embroidery stitch knowledge studying basic and unusual embroidery stitches and color blending with floss. Develop artistic ideas to create a 6"x6" design!

**4 Weeks Session, 8 Spaces Tuesday, 9am-12pm**

## FIBER



## Open Studios

For those that enjoy art, want to be engaged with others with similar interests, but are not currently interested in formal instruction, an Open Studio might be just what you are looking for. Work on your own individual project, at your own pace, in small groups without an instructor or instruction, at the Visual Arts Center. Come one time to complete your unfinished project or come every week and enjoy the comradery of others. Each session has a VAC Coordinator to connect you with VAC resources. Sessions range from \$12 to \$25 per session.

- **2-D Art Open Studio for All Mediums, Thursdays 10am to 12 pm (\$12)**
- **Watercolor, Water Media & Alcohol Ink Open Studio, Fridays 1pm to 4pm (\$12)**
- **Fused Glass Open Studio, Fridays, 1pm to 4pm (\$25 includes kiln firing)**
- **Fiber Arts Open Studio, Mondays, or Fridays from 1pm to 4pm (\$12)**
- **Pottery Open Studio, Tuesdays, 1pm to 4pm or 6pm to 9pm and Wednesdays, 9am to 12pm (\$25 includes glazing and kiln firing)**

*If there is an art subject you would like to have an Open Studio for, just let us know.  
One can be formed for groups of 5 or more with a common interest.*

## Affiliate Groups

*Art Activities Organized . . .  
for VAC Members . . . by VAC Members.*

Join other VAC Artists in specialty group activities in the artistic areas and mediums you enjoy most.

### **Artists in Action**

*Meets Saturdays from 10am to 12pm*

VAC Member artists come together each week to paint, learn and support each other with friendship and constructive advice. All painters at all levels are welcome. (\$2 per week)

### **Common Threads** (Fiber Arts Group)

*Meets the 3<sup>rd</sup> Friday Monthly at 12:30pm*

VAC Members with a passion for creating art with fiber get together to share ideas and inspire each other -- knit, weave, spin, sew and felt.

### **Critique Night** – During Season

*Meets the 1<sup>st</sup> Tuesday from 4pm to 6pm*

VAC Member artist enthusiasts learn and share new ways to critique their artwork. (\$5 per session)

### **Life Drawing Studio** – During Season

*Meets each Tuesday from 6:30pm to 9pm*

Join other VAC Member Artists for figure work, including nude poses with live models. Must be 18 or older. (\$20 per session)

### **Portrait Studio**

*Meets every Thursday from 9am to 12pm*

Join other VAC Member Artists and work on your portrait skills in any medium with live models. (\$10 per session)



**For more information . . .  
[www.VisualArtCenter.org](http://www.VisualArtCenter.org)**

VAC WINTER 2022 CLASS QUICK VIEW SUMMARY BY WEEKDAY					START DATES				START
DAY	TIME	ADDRESS	CLASS TIME INSTRUCTOR	NRG	SEP	OCT	NOV	DEC	ART/FAIR
MONDAY	AM	Draw & Paint	Watercolor (Intermediate+), 9am-12pm (Linda Benson)	5	X	X	X	X	X
		Draw & Paint	Drawing Florida in Color, 9am-12pm (Rosalie Mack)	4	X	X	X	X	
		Jewelry	Jewelry Wire Wrapping Beginners, 9am-12pm (Diana Reinhard)	4	X	X	X	X	
		Fiber	Advanced Techniques using Rigid Heddle Loom, 9am-12pm (Denise Moretti)	5	X				
		Fiber	Beginning Tapestry on a Little Loom, 9am-12pm (Denise Moretti)	4	X				
	PM	Draw & Paint	Watercolor Beginner, 1pm-4pm (Linda Benson)	5	X	X	X	X	X
		Draw & Paint	Exploring Color Pencil, 1pm-4pm (Rosalie Mack)	4	X	X	X	X	
		Draw & Paint	Oil Portrait Painting, 1pm-4pm (Laura Pommier)	5	X	X	X	X	
		Jewelry	Jewelry Wire Wrapping (Intermediate+), 1pm-4pm (Diana Reinhard)	4	X	X	X	X	
		Fiber	Open Studio Fiber Arts, 1pm-4pm (Multiple Coordinators)						X
TUESDAY	AM	Draw & Paint	Lets Draw, 9am-12pm (Rosalie Mack)	4	X	X	X	X	
		Draw & Paint	Beginner Watercolor 101, 9am-12pm (Joanne Strammara)	4	X	X	X	X	
		Glass	Introduction to Fused Glass 9am-12pm (Janie Duke)	4	X	X	X	X	
		Fiber	Embroidery As Art (All Levels), 9am-12pm (Barbara Zappulla)	4	X				
		Fiber	Embroidery Journal (All Levels), 9am-12pm (Barbara Zappulla)	4	X				
	PM	Jewelry	Enameling (All Levels), 9am-12pm (Dianne Brooks)	4	X				
		Pottery & Clay	Wricks & Effects 1-Day Workshop, 10am-3pm (Hicks & Strunk)	1		Oct 18th			
		Pottery & Clay	Glazing 1-Day Workshop, 10am-3pm (Hicks & Steve Strunk)	1			Nov 15th		
		Draw & Paint	2D Art Studio with Individualized Instruction, 1pm-4pm (Rosalie Mack)	4	X	X	X	X	
		Draw & Paint	Advanced Encaustics, 1pm-4pm (Marki Raposa)	4	X	X	X	X	
WEDNESDAY	AM	Draw & Paint	Watercolor Intermediate, 9am-12pm (James Beech)	5	X	X	X	X	
		Draw & Paint	Abstract Painting Advanced, 9am-12pm (Beverly Yankowitz)	4	X	X	X	X	
		Draw & Paint	Scratchboard Art, 9am-12pm (Sheryl Urwin)	4	X	X	X	X	
		Jewelry	Kumihimo, 9am-12pm (Diana Reinhard)	4	X	X	X	X	
		Pottery & Clay	Pottery Open Studio (Experienced Members), 9am-12pm						X
	PM	Draw & Paint	Scratchboard Art, 1pm-4pm (Sheryl Urwin)	4	X	X	X	X	
		Draw & Paint	Abstract Painting Beginners, 1pm-4pm (Beverly Yankowitz)	4	X	X	X	X	
		Draw & Paint	Paint Like the Old Masters, 1pm-4pm (Catherine Lucas)	5	X	X	X	X	
		Online	Sketch of the Week (Online), 2pm-4pm (Laura Pommier)	4	X	X	X	X	
		Fiber	Creative Book Binding, 1pm-4pm (Fauvette Morrissey)	4	X	X	X	X	
EVE	Glass	Stained Glass (All Levels), 1pm-4pm (Belinda Duclos)	5	X	X	X	X		
	Pottery & Clay	Pottery Handbuild & Wheel, 1pm-4pm (Ricardo Hicks)	5	X	X	X	X		
	Pottery & Clay	Pottery Handbuild & Wheel, 6pm-9pm (Ricardo Hicks)	5	X	X	X	X		
	Jewelry	Chasing & Repousse, 6pm-9pm (Dianne Brooks)	5	X					
	Art Social	Anything But Canvas Painting: Wine & Art, 6pm-8pm (Marki Raposa)	1		Oct 12th	Nov 9th	Dec 14th		
THURSDAY	AM	Art Social	Let's Get Splashed Painting: Wine & Art, 6pm-8pm (Marki Raposa)	1		Oct 19th	Nov 16th		
		Art Social	Etched Wine Glass-Wine & Art, 6pm-8pm (Belinda Duclos)	1		30-Oct	30-Nov	Dec 7th	
		Draw & Paint	Collage With Gelle Prints, 9am-12pm (Patti Presselner)	5	X	X	X	X	
		Draw & Paint	Introduction to Pastels, 9am-12pm (Laura Pommier)	4	X	X	X	X	
		Draw & Paint	Portrait Studio (Members with Live Model), 9:30am-12pm						X
	PM	Draw & Paint	Open Studio 2D Art (Members), 9:30am-12pm						X
		Draw & Paint	Magic of Cyanotypes (All Levels) 1 day Workshop   Mairin Wilson			Oct 6th			
		Fiber	Artistic Knitting, 9am-12pm, (Debi Scholtz)	4	X	X	X	X	
		Fiber	Color Theory for Fiber Artists	4	X				
		Photography	Introduction to Camera Exposure, 9am-12pm (Bob Nishihira)	5	X	X	X	X	
EVE	Pottery & Clay	Pottery Big & Tall Studio (Intermediate+), 9am-12pm (Ricardo Hicks)	5	X	X	X	X		
	Draw & Paint	Drawing Techniques, 1pm-4pm (Laura Pommier)	4	X	X	X	X		
	Glass	Stained Glass (Intermediate+) 1pm-4pm (Belinda Duclos)	5	X	X	X	X		
	Fiber	Indigo Dyeing & Shibori 1pm-4pm (Cheryl Montale)	4	X	X	X	X		
	Jewelry	Enameling, 1pm-4pm (Dianne Brooks)	5	X					
FRIDAY	AM	Photography	Principles of Design in Photography, 1pm-4pm (Bob Nishihira)	4	X	X	X	X	
		Pottery & Clay	Pottery Big & Tall-Beginner, 1pm-4pm (Ricardo Hicks)	5	X	X	X	X	
		Jewelry	Chain Maille (All Levels), 5pm-9pm (Dianne Brooks)	4	X				
		Jewelry	Silver & Copper Jewelry II (Intermediate+), 6pm-9pm (Belinda Duclos)	5	X	X	X	X	
		Photography	Photo Editing introduction, 6pm-9pm (Clyde Swartz)	4	X	X	X	X	
	PM	Pottery & Clay	Pottery Wheel for Beginners, 6-9pm (Steve Strunk)	5	X	X	X	X	
		Draw & Paint	Acrylics Beginner, 9am-12pm (Patti Presselner)	4	X	X	X	X	
		Jewelry	Silver & Copper Jewelry Studio (Intermediate+), 9am-12pm (Belinda Duclos)	5	X	X	X	X	
		Fiber	Wearable Art Garment Series, 9am-12pm (Suzanne Patton & Evelyn Levasseur)	4	X				
		Fiber	Treasure Necklace, 9am-12pm (Suzanne Patton)	1				Dec 17th	
Saturday	AM	Pottery & Clay	Pottery Wheel for Beginners, 9am-12pm (Steve Strunk)	5	X	X	X	X	
		Draw & Paint	Open Studio-Water Mediums & Alcohol Ink, 1pm-4pm						X
		Draw & Paint	Expressions in Painting, 1pm-4pm (Kitt Moran)	5	X	X	X	X	
		Fiber	Open Studio-Fiber Arts, 1pm-4pm						X
		Pottery & Clay	Pottery Handbuild & Wheel- All levels 1pm-4pm (Ricardo Hicks)	5	X	X	X	X	
Saturday	AM	Jewelry	Jewelry Casting (Twice Weekly - Fri & Sat) 1pm-4pm (Belinda Duclos)	4	X	X	X	X	
		Fiber	Catch a Dream, 11am-2:30pm (Kathryn Ericsson)	4	X	X	X	X	
		Jewelry	Silver & Copper Jewelry (Intermediate+), 10am-1pm (Belinda Duclos)	5	X	X	X	X	
		Jewelry	Jewelry Casting (Twice Weekly - Fri & Sat) 1pm-4pm (Belinda Duclos)	4	X	X	X	X	
		Photography	Beyond the Selfie, 10am-1pm (Clyde Swartz)	4	X	X	X	X	
Pottery & Clay	Pottery Wheel for Beginners, 10am-1pm (Steve Strunk)	5	X	X	X	X			
Draw & Paint	Exploring Watercolor, 9am-12pm (Mairin Wilson)	4	X	X	X	X			

## Art and Supply Store

*The Visual Arts Center now has a fully stocked Art Supply Store, offering a variety of art supplies, class focused materials, and class supply kits. You can make a difference by purchasing your art supplies, here and supporting our non-profit mission.*

*We have a fine selection of basic art supplies including art papers, canvas, brushes, pencils, pastels, paints and more.*

*We also carry specialty supplies such as glass and pottery tools to compliment our class kits. Kits are available for many of our classes. Students can purchase their class kits in advance and have them ready on the first day of class.*



For more information . . .  
[www.VisualArtCenter.org](http://www.VisualArtCenter.org)





VISUALARTCENTER.ORG

**Galleries • Gifts • Classes**



**Enroll Today!**



**Gift Gallery  
&  
Art Supply Store**

**[www.VisualArtCenter.org](http://www.VisualArtCenter.org)**

210 Maud St, Punta Gorda, FL 33950 (Across from Fishermen's Village)  
941.639.8810 | Open M & F 10-4, Tu-Th 10-7, Sat 10-2



COME EXPLORE THE ARTS . . .

GET INSPIRED . . . GET CREATIVE



Register in person or by phone (941) 639-8810  
Visit Website for class details - [www.VisualArtCenter.org](http://www.VisualArtCenter.org)

**SAVE . . . WITH A VAC ANNUAL MEMBERSHIP**

*Take 2 classes and your membership pays for itself!*

- \$ 25 Youth Membership
- \$ 80 Individual Membership
- \$130 Family Membership
- \$175 Patron Membership + NARM Membership
- \$500 Patron Advocate Membership for 2 + NARM Membership
- \$500 Business Membership

*North American Reciprocal Museum = Free Admission  
1,000+ Art & Cultural Centers across North America*

**OPEN TO THE PUBLIC**

*Visual Arts Center is a non-profit center for the entire community*

**EXHIBITS ON DISPLAY - Always Free Admission . . .**

*Plus . . . Original Art for Sale in 3 Exhibit Halls*

**LIBRARY - 3,000+ Art Books, Periodicals & DVDs**

**GIFT GALLERY - Unique Creations by Local Artists**

**ART & SUPPLY STORE – Art Supplies & Class Kits**



EXHIBITS | CLASSES | GIFT GALLERY | ART SUPPLIES

HOURS: Monday & Friday 10-4, Tuesday to Thursday 10-7. Saturday 10-2  
Location: In Punta Gorda across from Fishermen’s Village

210 MAUD STREET | PUNTA GORDA, FL 33950  
(941) 639-8810 | [WWW.VISUALARTCENTER.ORG](http://WWW.VISUALARTCENTER.ORG)

