

How it Works?



10 Secpnds Measurement



Flixible Tip



Fever Alarm



10 Secpnds Measurement



Flixible Tip



Fever Alarm



Low Battery Indicator



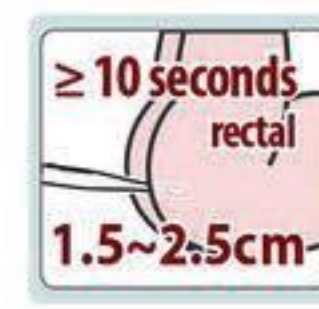
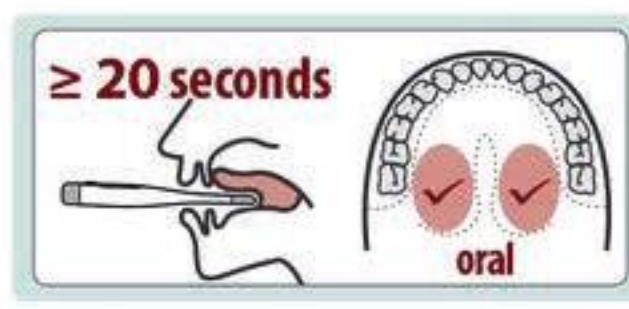
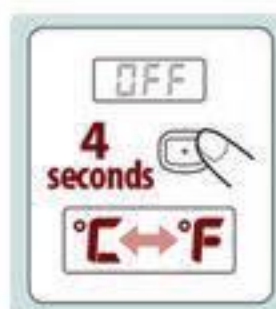
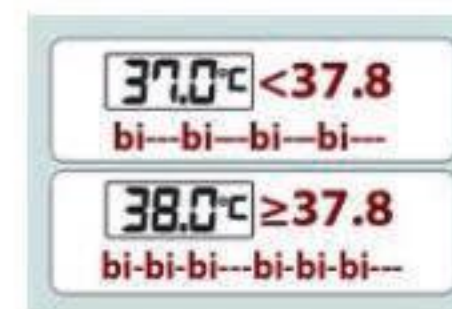
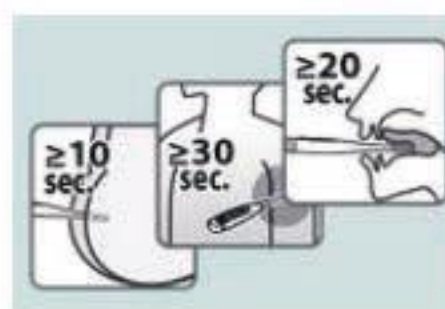
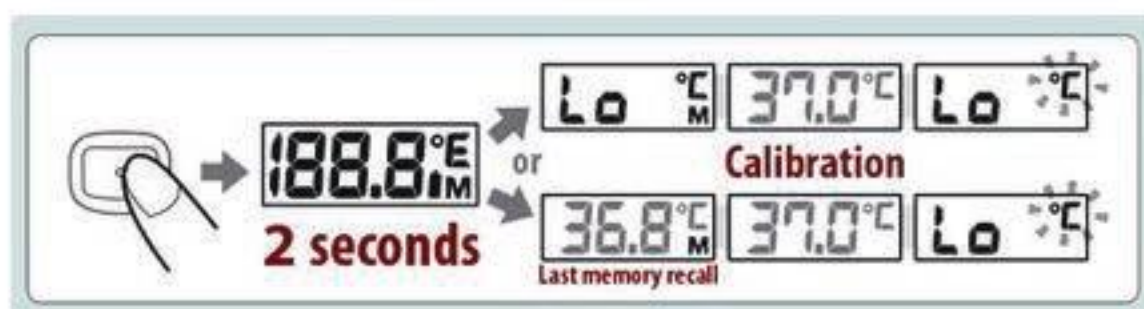
Self-diagnosis for Malfunction



5 year Warranty

How to Use?

- Press the On/Off button next to LCD Display - you will hear a beep
 - In case you wish to change the measuring mode from °C to °F, press the On/Off button for 4 seconds before switching it on
- A tone will sound and the screen lights up - followed by last recorded temperature
- After this, it will go into testing mode. One may choose to follow the Oral (mouth), Rectal (rectum) or Armpit measurement
- If reading is below 37.8 °C/ 100 °F, the beeps will be normal ("Bi---Bi---Bi---Bi---"). If fever is detected, it will beep more rapidly ("Bi-Bi-Bi...Bi-Bi-Bi...Bi-Bi-Bi...").
- To view the complete Rossmax TG380 Thermometer User Manual including how to change batteries and maintenance tips, please click [here](#)



REMEMBER

- LCD will display Lo if measured temperature is less than 32 °C/ 90 °F and Hi if it is higher than 42.9 °C/ 109.9 °F
- The thermometer will auto switch-off after 10 minutes
- The normal Oral, Rectal and Armpit body temperature ranges are different - Oral - 96.3 °F to 99.1 °F | Rectal - 97.2 °F to 99.9 °F | Armpit - 95.4 °F to 98.4 °F
- Armpit temperature readings are the least accurate and should not be taken in case precise readings are necessary