



## Sequence Report



### Pre-Sequence Inputs:

ID: iDSD Diablo 2 SE Out 32 Ohm

### Summary

#### SIG 1 - Scope Views (44.1khz)

1khz Tone View	✓ PASSED
15khz Tone View	✓ PASSED
-90.31dBFS 1khz 16 bit undithered sine (96khz Bandwidth)	✓ PASSED
-90.31dBFS 1khz 16 bit dithered sine (96khz Bandwidth)	✓ PASSED
-90.31dBFS 1khz 24 bit undithered sine (96khz Bandwidth)	✓ PASSED
-90.31dBFS 1khz 24 bit dithered sine (96khz Bandwidth)	✓ PASSED
Filter Ultrasonic Attenuation	✓ PASSED
20hz-90khz Noise RMS Level	✓ PASSED

#### SIG 1.5 - Scope Views (44.1khz)

1khz Tone View	✓ PASSED
15khz Tone View	✓ PASSED
-90.31dBFS 1khz undithered 16b sine (1Mhz bandwidth)	✓ PASSED
-90.31dBFS 1khz dithered 16b sine (1Mhz bandwidth)	✓ PASSED
-90.31dBFS 1khz undithered 24b sine (1Mhz bandwidth)	✓ PASSED
-90.31dBFS 1khz dithered 24b sine (1Mhz bandwidth)	✓ PASSED
Filter Ultrasonic Attenuation	✓ PASSED
1Mhz RMS Noise Level	✓ PASSED

#### SIG 2 - Main Measurements (44.1khz)

Output Level (Vrms)	✓ PASSED
Frequency Response (Audible Band)	✓ PASSED
20hz-20khz Noise RMS Level	✓ PASSED
Idle Noise FFT	✓ PASSED
1khz FFT (0dbfs)	✓ PASSED
1khz FFT (-3dbfs)	✓ PASSED
50khz FFT (0dbfs)	✓ PASSED
50hz FFT (-3dbfs)	✓ PASSED
Effective Number of Bits 0dbfs	✓ PASSED
Effective Number of Bits -3dbfs	✓ PASSED
THD+N 0dbfs	✓ PASSED
THD+N -3dbfs	✓ PASSED

THD+N/Frequency	✔ PASSED
Dynamic Range - AES17	✔ PASSED
Signal to Noise Ratio	✔ PASSED
IMD ( SMPTE )	✔ PASSED
50hz/7khz IMD SMPTE FFT	✔ PASSED
IMD Level Sweep ( SMPTE )	✔ PASSED
Linearity	✔ PASSED
Linearity (No Bandpass)	✔ PASSED
Crosstalk Sweep, One Channel Driven	✔ PASSED
DC Offset (active)	✔ PASSED
DC Offset (idle)	✔ PASSED
SIG 3 - 44.1khz Jitter	
44.1khz J-Test (Jitter)	✔ PASSED
SIG 4 - 48khz Jitter	
48khz J-Test (Jitter)	✔ PASSED
SIG 5 - Bandwidth (192khz)	
90khz Bandwidth	✔ PASSED
SIG 6 - THD and Phase vs Frequency	
THD+N vs frequency (AES 40khz filter)	✔ PASSED
Interchannel Phase and Group Delay	✔ PASSED
SIG 7 - Wideband and Intersample Overs	
Wideband idle noise	✔ PASSED
1khz 0dbfs wideband	✔ PASSED
1khz -3dbfs wideband	✔ PASSED
Intersample Overs (+3dB)	✔ PASSED
Intersample Overs (+1dB)	✔ PASSED
SIG 8 - Multitone	
32 Tone Test	✔ PASSED
Sequence Result:	
Sequence Result:	✔ PASSED



## Sequence Report



### SIG 1 - Scope Views (44.1kHz) : Signal Path Setup

Output Connector:	ASIO
Asio Device:	ASIO4ALL v2
Scaling Mode:	Digital
Output Sample Rate:	44.1000 kHz
Output Latency:	Auto
Buffer Size:	1024
Clock Source:	Big Ben
Input 1:	Analog Balanced
Measure:	Auto
Channels:	Auto (2 Channels)
Ch1	Data from Ch1, Sensitivity = 0.00 dB, Gain = 0.00 dB
Ch2	Data from Ch2, Sensitivity = 0.00 dB, Gain = 0.00 dB
Input Bandwidth:	AC (<10 Hz) - 90k (192 kHz SR)
Input EQ:	None
Termination:	200 kohm
High Performance Sine Analyzer:	Disabled
Input 2:	None
Device Delay:	0.000 s
• References	
dBr G:	-20.000 dBFS
Shared Frequency Reference:	1.00000 kHz
Analog Input	
dBrA:	4.024 Vrms
dBrB:	4.024 Vrms
dBrA Offset:	0.000 dB
dBrB Offset:	3.000 dB
dBSPL1:	4.024 Vrms
dBSPL2:	4.024 Vrms
dBSPL1 Calibrator Level:	60.000 dB SPL



## Sequence Report



dB SPL2 Calibrator Level:	50.000 dB SPL
dBm (Input Power):	600.0 ohm
W(watts) (Input Power):	8.000 ohm
• DCX	
DCX is not detected.	
• Clocks	
Output Rate:	Track Output SR
Sync Out Level:	3.300 V
Sync Out Polarity:	Normal
Timebase Reference:	Internal
Jitter:	Disabled
• Triggers	
Source:	Off
Input Logic Level:	3.300 V
Edge:	Rising



## Sequence Report



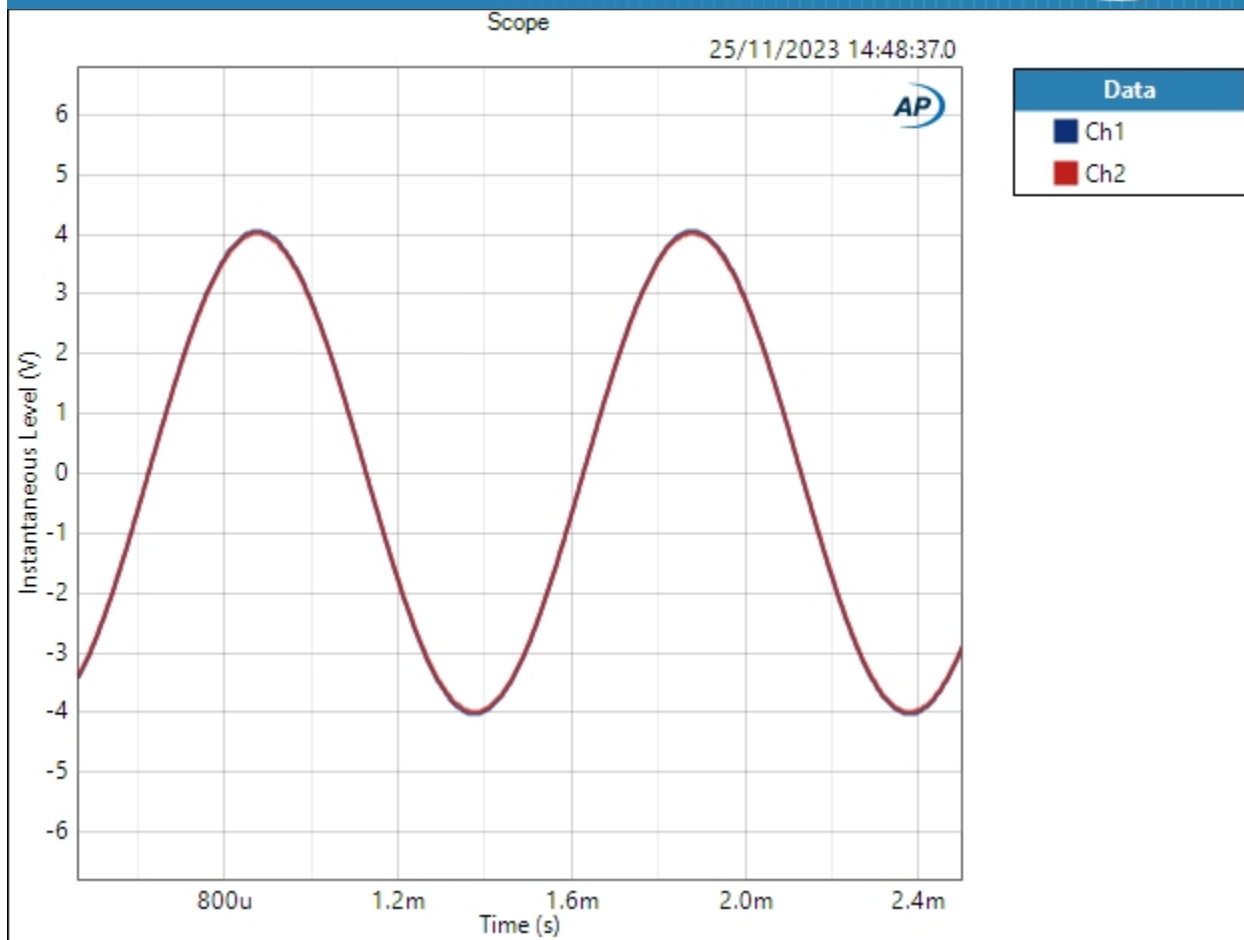
### SIG 1 - Scope Views (44.1kHz) : 1kHz Tone View

Waveform: Sine  
Generator Level: -3.000 dBFS  
DC Offset: 0.000 D  
Frequency: 1.00000 kHz  
Secondary Source: None  
Measured 1: 25/11/2023 14:48:37  
Acquisition Type: Auto  
Trigger: Free Run  
Delay Time: 250.0 ms  
Input Bandwidth: Use Signal Path  
FFT Length: 262144  
Averaging: Power  
Averages: 1  
Window: AP-Equiripple  
Record Acquisition: False  
Recording Type: Multiple Mono PCM (.wav)

Scope (25/11/2023 14:48:37.016)



# Sequence Report



Scope Parameters

Interpolated: On

Result: PASSED



## Sequence Report



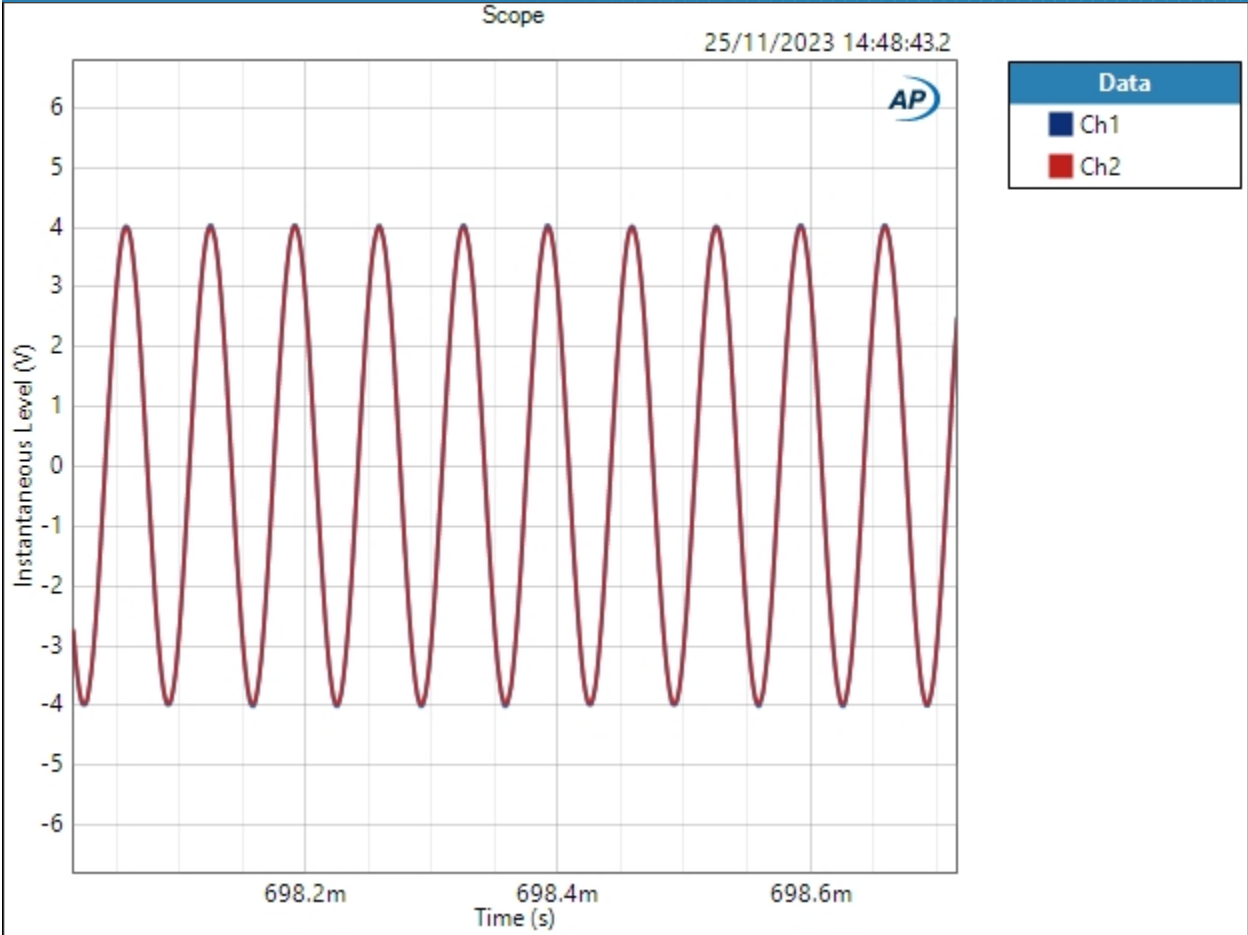
### SIG 1 - Scope Views (44.1kHz) : 15kHz Tone View

Waveform: Sine  
Generator Level: -3.000 dBFS  
DC Offset: 0.000 D  
Frequency: 15.0000 kHz  
Secondary Source: None  
Measured 1: 25/11/2023 14:48:43  
Acquisition Type: Auto  
Trigger: Free Run  
Delay Time: 250.0 ms  
Input Bandwidth: Use Signal Path  
FFT Length: 262144  
Averaging: Power  
Averages: 1  
Window: AP-Equiripple  
Record Acquisition: False  
Recording Type: Multiple Mono PCM (.wav)

Scope (25/11/2023 14:48:43.261)



# Sequence Report AP



### Scope Parameters

Interpolated: On

Result: ✔ PASSED





## Sequence Report



SIG 1 - Scope Views (44.1kHz) : -90.31dBFS 1kHz 16 bit undithered sine (96kHz Bandwidth)

Waveform: 1kHz -90.31dB undithered 16b sine.wav

Bit Exact: True

Start Offset (sec): 0.000 s

Secondary Source: None

Measured 1 25/11/2023 14:48:49

Acquisition Type: Auto

Trigger: Free Run

Delay Time: 250.0 ms

Input Bandwidth: Use Signal Path

FFT Length: 262144

Averaging: Power

Averages: 1

Window: AP-Equiripple

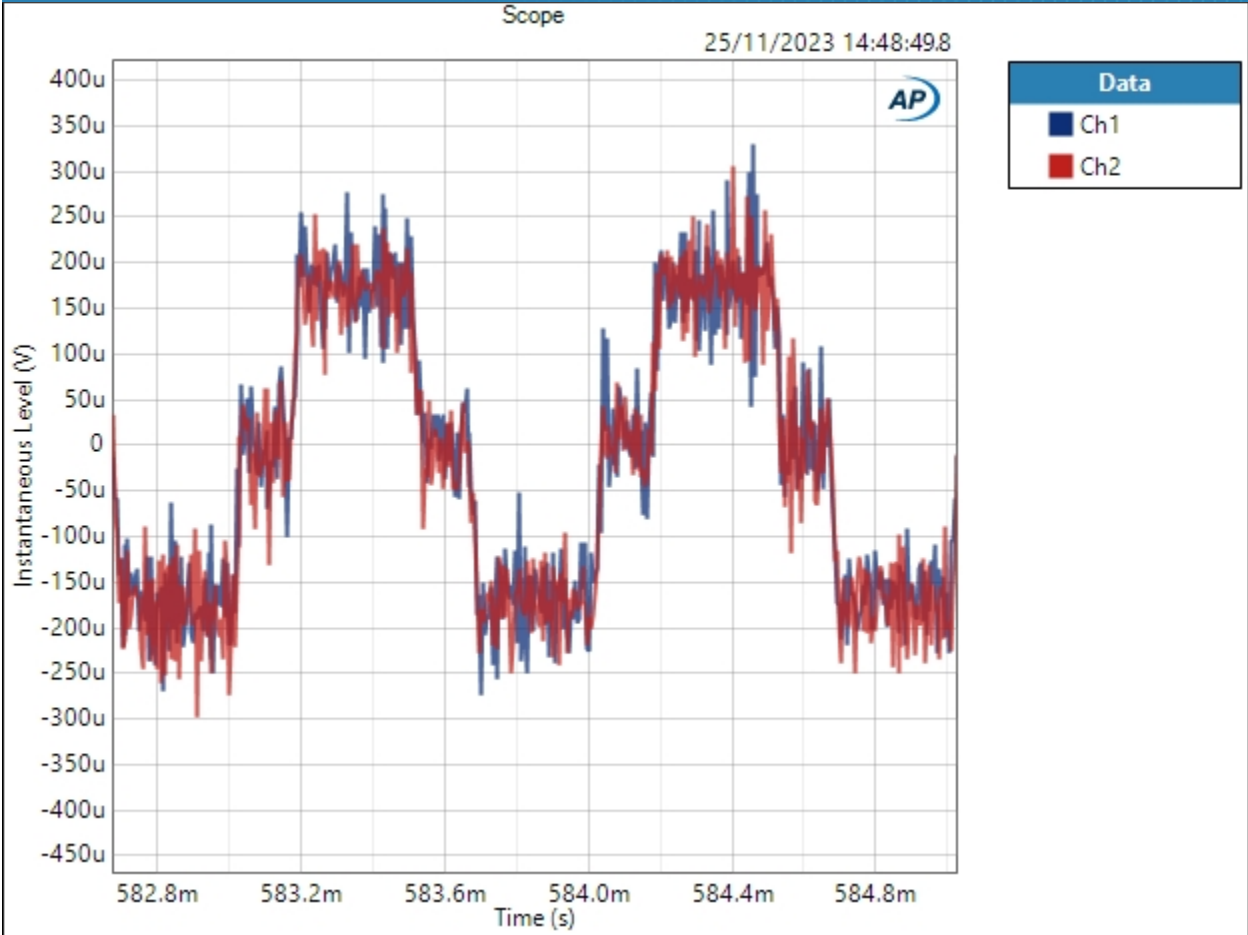
Record Acquisition: False

Recording Type: Multiple Mono PCM (.wav)

Scope (25/11/2023 14:48:49.872)



# Sequence Report AP



### Scope Parameters

Interpolated: On

Result: ✔ PASSED



## Sequence Report



SIG 1 - Scope Views (44.1kHz) : -90.31dBFS 1kHz 16 bit dithered sine (96kHz Bandwidth)

Waveform: 1kHz -90.31dB dithered 16b sine.wav

Bit Exact: True

Start Offset (sec): 0.000 s

Secondary Source: None

Measured 1 25/11/2023 14:48:56

Acquisition Type: Auto

Trigger: Free Run

Delay Time: 250.0 ms

Input Bandwidth: Use Signal Path

FFT Length: 262144

Averaging: Power

Averages: 1

Window: AP-Equiripple

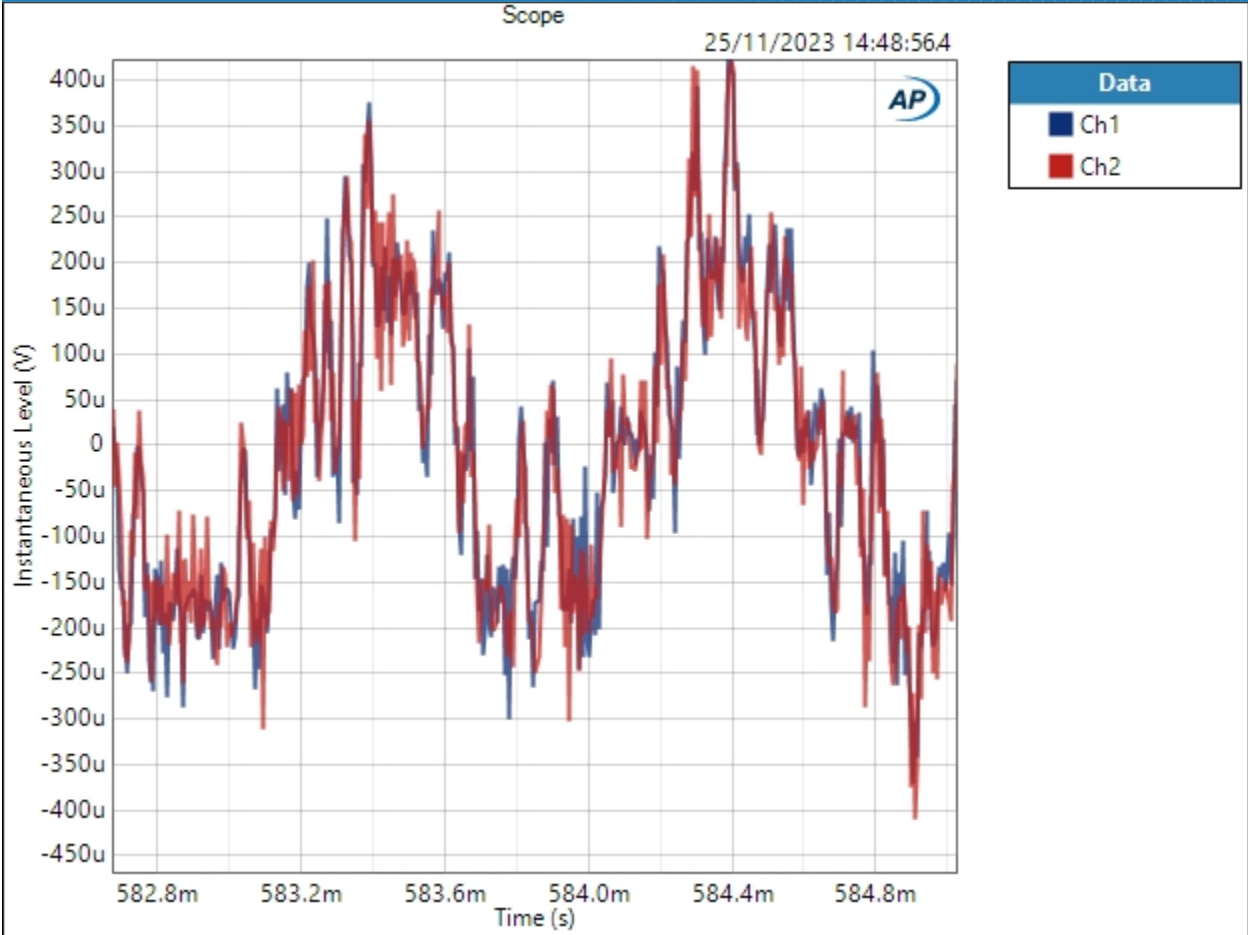
Record Acquisition: False

Recording Type: Multiple Mono PCM (.wav)

Scope (25/11/2023 14:48:56.425)



# Sequence Report AP



Scope Parameters

Interpolated: On

Result: ✔ PASSED



## Sequence Report



SIG 1 - Scope Views (44.1kHz) : -90.31dBFS 1kHz 24 bit undithered sine (96kHz Bandwidth)

Waveform: 1kHz -90.31dB undithered 24b sine.wav

Bit Exact: True

Start Offset (sec): 0.000 s

Secondary Source: None

Measured 1 25/11/2023 14:49:02

Acquisition Type: Auto

Trigger: Free Run

Delay Time: 250.0 ms

Input Bandwidth: Use Signal Path

FFT Length: 262144

Averaging: Power

Averages: 1

Window: AP-Equiripple

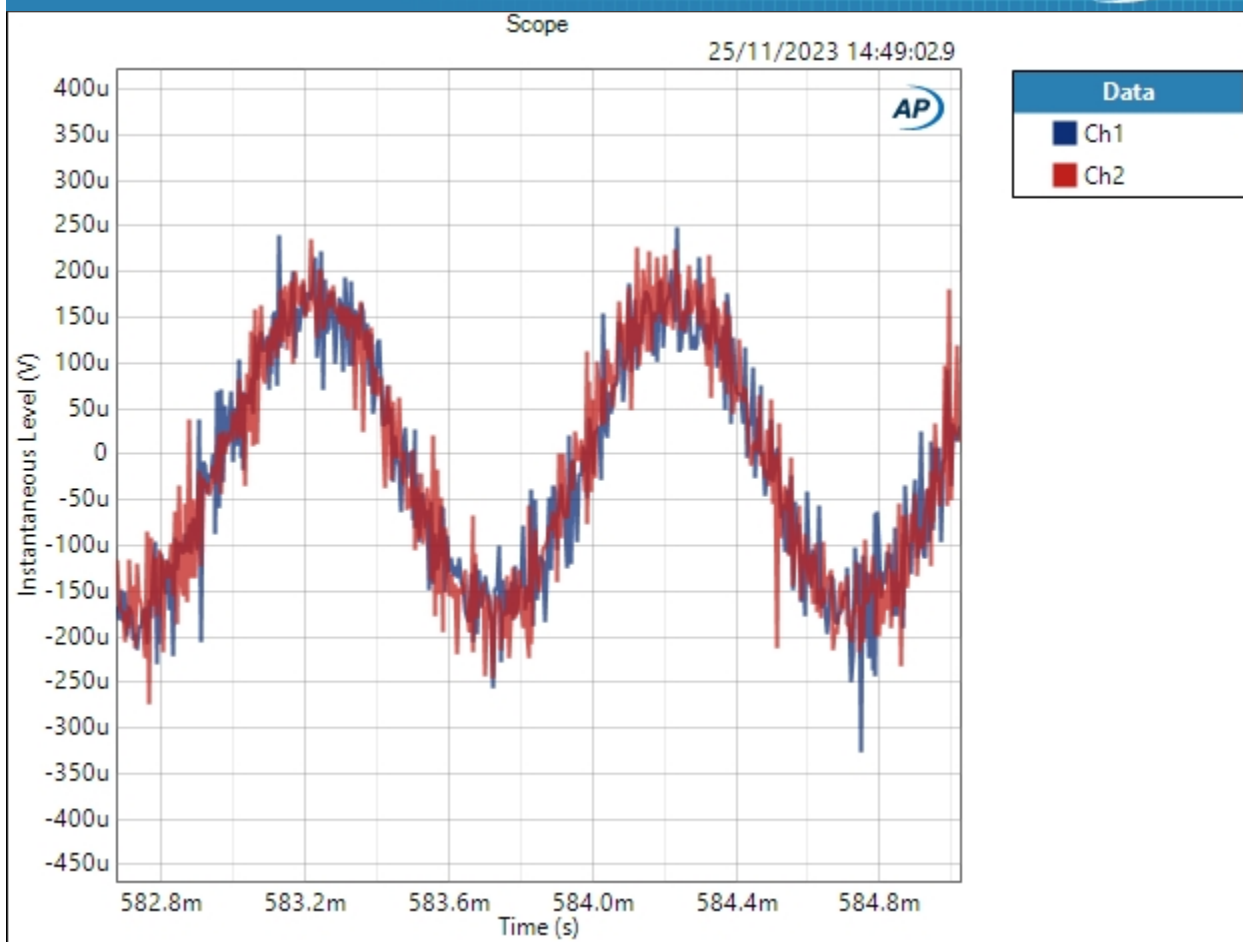
Record Acquisition: False

Recording Type: Multiple Mono PCM (.wav)

Scope (25/11/2023 14:49:02.955)



## Sequence Report



Scope Parameters

Interpolated: On

Result: PASSED



## Sequence Report



SIG 1 - Scope Views (44.1kHz) : -90.31dBFS 1kHz 24 bit dithered sine (96kHz Bandwidth)

Waveform: 1kHz -90.31dB dithered 24b sine.wav

Bit Exact: True

Start Offset (sec): 0.000 s

Secondary Source: None

Measured 1 25/11/2023 14:49:09

Acquisition Type: Auto

Trigger: Free Run

Delay Time: 250.0 ms

Input Bandwidth: Use Signal Path

FFT Length: 262144

Averaging: Power

Averages: 1

Window: AP-Equiripple

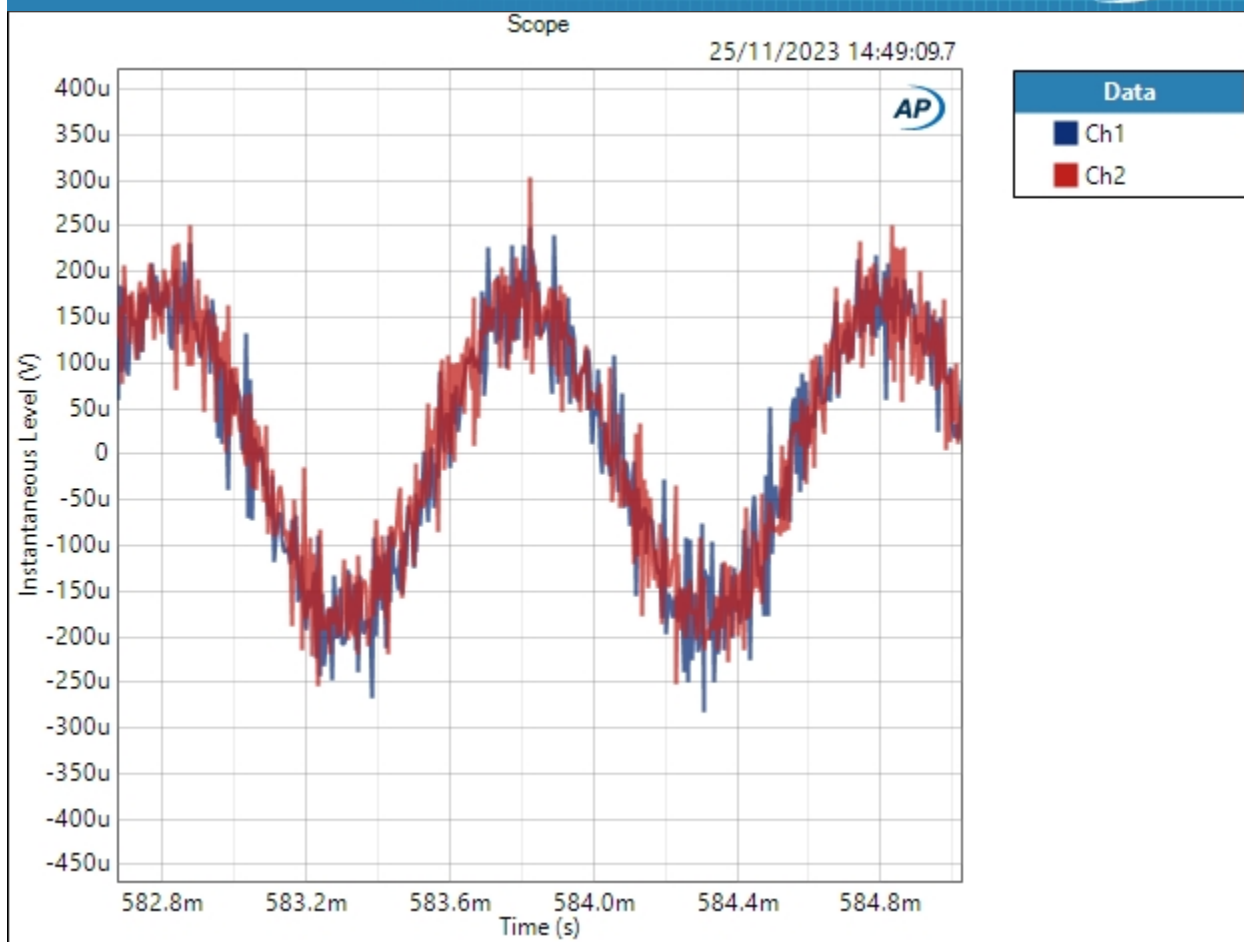
Record Acquisition: False

Recording Type: Multiple Mono PCM (.wav)

Scope (25/11/2023 14:49:09.754)



## Sequence Report



Scope Parameters

Interpolated: On

Result: PASSED





## Sequence Report



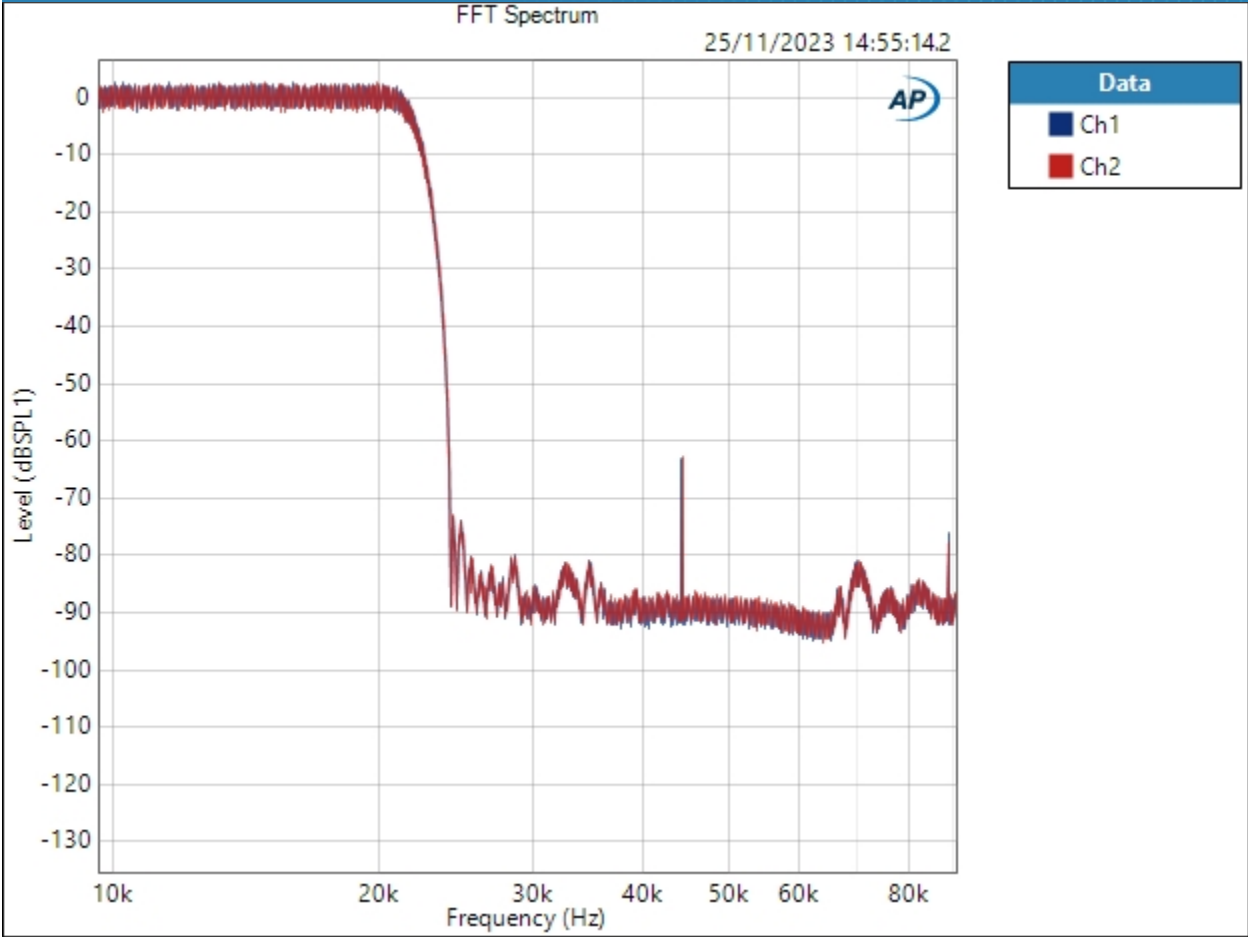
### SIG 1 - Scope Views (44.1khz) : Filter Ultrasonic Attenuation

Waveform: Noise  
Generator Level: -3.000 dBFS  
DC Offset: 0.000 D  
Noise Shape: White  
Secondary Source: None  
Measured 1: 25/11/2023 14:55:14  
Acquisition Type: Auto  
Trigger: Free Run  
Delay Time: 500.0 ms  
Input Bandwidth: Use Signal Path  
FFT Length: 1248000  
Averaging: Power  
Averages: 50  
Window: AP-Equiripple  
Record Acquisition: False  
Recording Type: Multiple Mono PCM (.wav)

FFT Spectrum (25/11/2023 14:55:14.205)



# Sequence Report AP



Result: ✔ PASSED



## Sequence Report



SIG 1 - Scope Views (44.1kHz) : 20hz-90khz Noise RMS Level

Waveform: None  
High-pass Filter: Elliptic  
High-pass Frequency: 20 Hz  
Low-pass Filter: Signal Path  
Weighting Filter: Signal Path  
Acquisition Time: 250.0 ms  
Delay Time: 300.0 ms

Noise Level (25/11/2023 14:55:15.873)

Ch1 41.18 uVrms

Ch2 41.47 uVrms



## Sequence Report



### SIG 1.5 - Scope Views (44.1kHz) : Signal Path Setup

Output Connector:	ASIO
Asio Device:	ASIO4ALL v2
Scaling Mode:	Digital
Output Sample Rate:	44.1000 kHz
Output Latency:	Auto
Buffer Size:	1024
Clock Source:	Big Ben
Input 1:	Analog Balanced
Measure:	Auto
Channels:	Auto (2 Channels)
Ch1	Data from Ch1, Sensitivity = 0.00 dB, Gain = 0.00 dB
Ch2	Data from Ch2, Sensitivity = 0.00 dB, Gain = 0.00 dB
Input Bandwidth:	AC (<10 Hz) - 1M (2.496 MHz SR)
Input EQ:	None
Termination:	200 kohm
High Performance Sine Analyzer:	Disabled
Input 2:	None
Device Delay:	0.000 s
• References	
dBr G:	-20.000 dBFS
Shared Frequency Reference:	1.00000 kHz
Analog Input	
dBrA:	4.024 Vrms
dBrB:	4.024 Vrms
dBrA Offset:	0.000 dB
dBrB Offset:	3.000 dB
dB SPL1:	4.024 Vrms
dB SPL2:	4.024 Vrms
dB SPL1 Calibrator Level:	60.000 dB SPL
dB SPL2 Calibrator Level:	50.000 dB SPL



## Sequence Report



dBm (Input Power):	600.0 ohm
W(watts) (Input Power):	8.000 ohm
• DCX	
DCX is not detected.	
• Clocks	
Output Rate:	Track Output SR
Sync Out Level:	3.300 V
Sync Out Polarity:	Normal
Timebase Reference:	Internal
Jitter:	Disabled
• Triggers	
Source:	Off
Input Logic Level:	3.300 V
Edge:	Rising



## Sequence Report



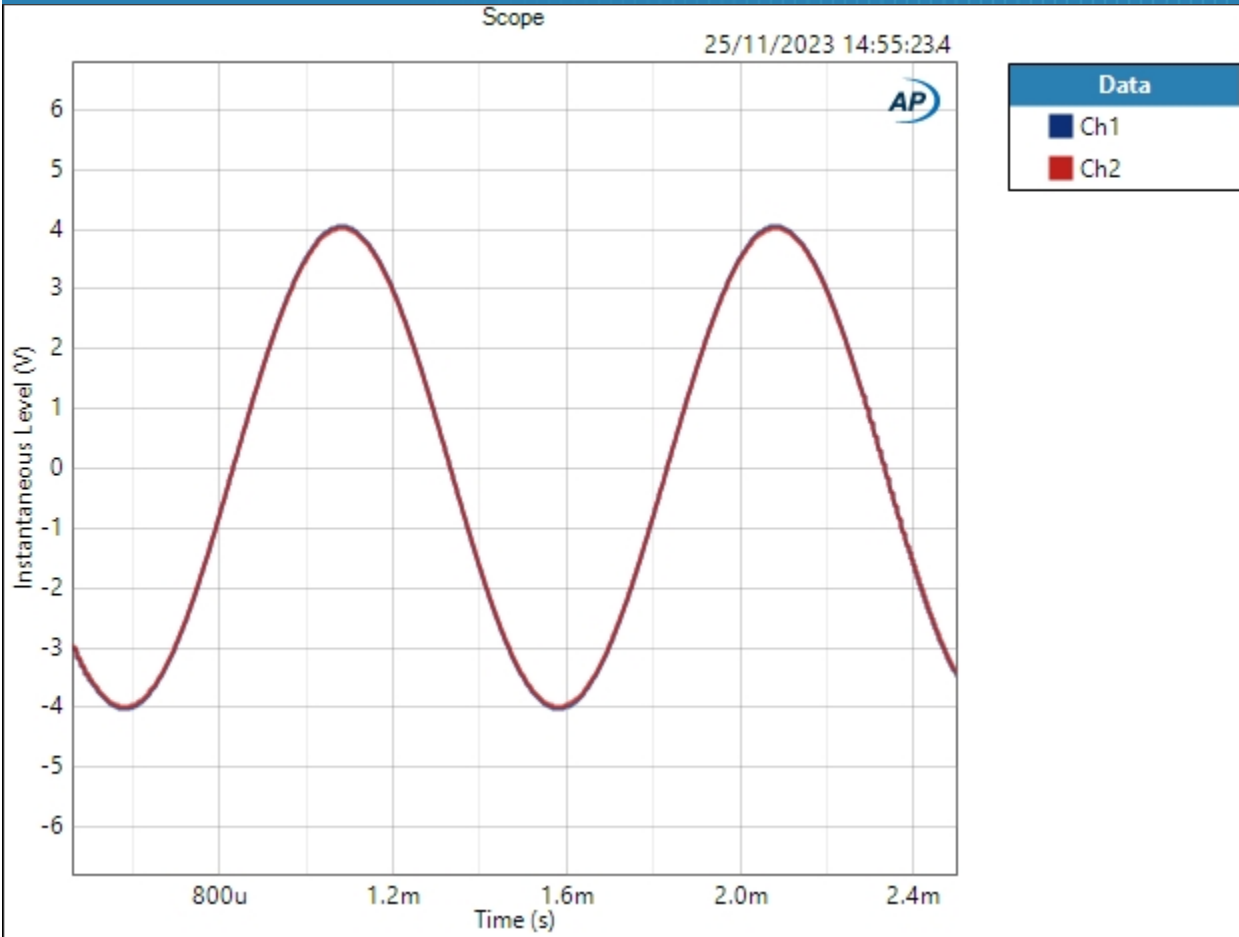
SIG 1.5 - Scope Views (44.1kHz) : 1kHz Tone View

Waveform: Sine  
Generator Level: -3.000 dBFS  
DC Offset: 0.000 D  
Frequency: 1.00000 kHz  
Secondary Source: None  
Measured 1 25/11/2023 14:55:23  
Acquisition Type: Auto  
Trigger: Free Run  
Delay Time: 250.0 ms  
Input Bandwidth: Use Signal Path  
FFT Length: 262144  
Averaging: Power  
Averages: 1  
Window: AP-Equiripple  
Record Acquisition: False  
Recording Type: Multiple Mono PCM (.wav)

Scope (25/11/2023 14:55:23.499)



# Sequence Report AP



Scope Parameters

Interpolated: On

Result: ✔ PASSED



## Sequence Report



### SIG 1.5 - Scope Views (44.1kHz) : 15kHz Tone View

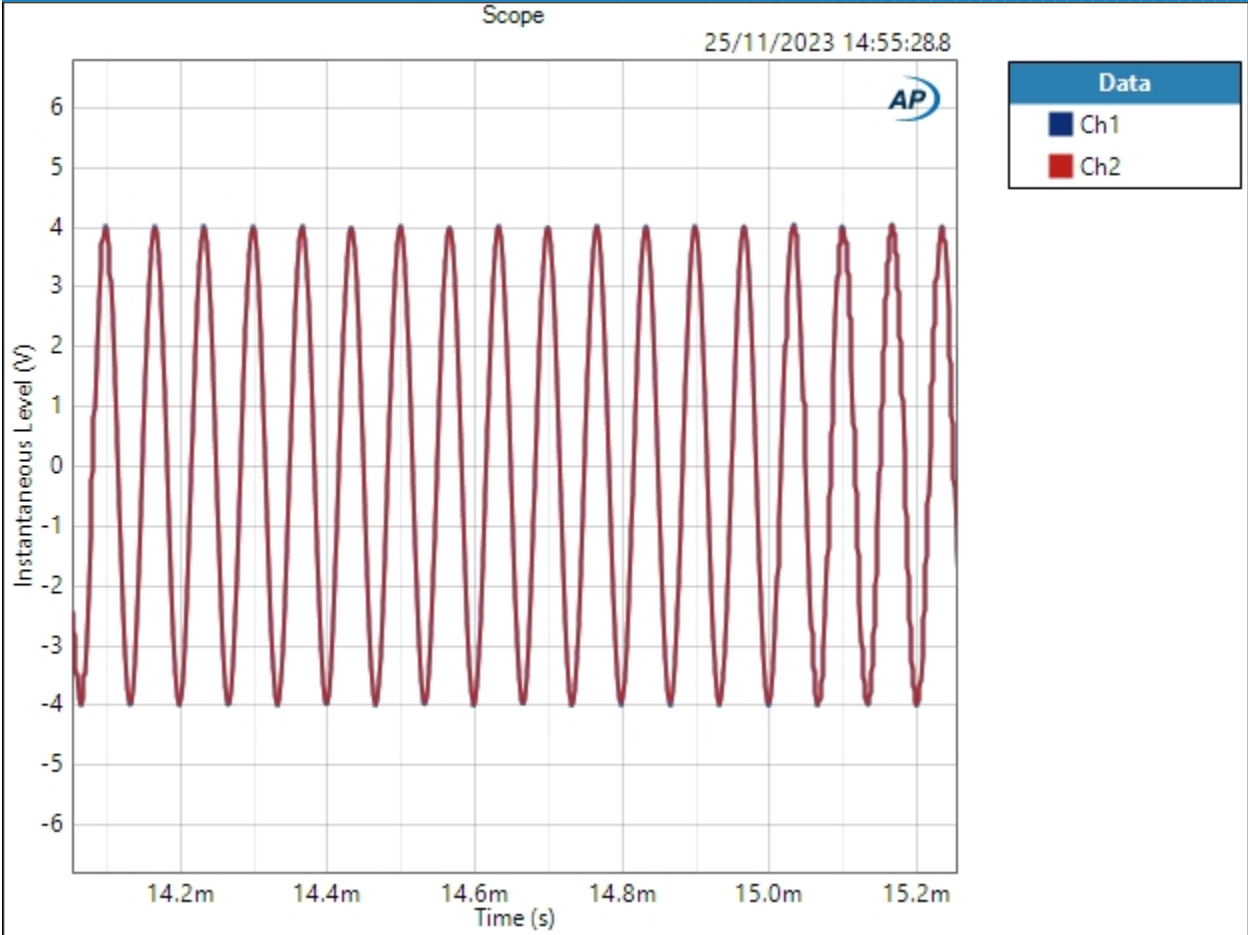
Waveform: Sine  
Generator Level: -3.000 dBFS  
DC Offset: 0.000 D  
Frequency: 15.0000 kHz  
Secondary Source: None  
Measured 1: 25/11/2023 14:55:28  
Acquisition Type: Auto  
Trigger: Free Run  
Delay Time: 250.0 ms  
Input Bandwidth: Use Signal Path  
FFT Length: 262144  
Averaging: Power  
Averages: 1  
Window: AP-Equiripple  
Record Acquisition: False  
Recording Type: Multiple Mono PCM (.wav)

Scope (25/11/2023 14:55:28.865)





# Sequence Report AP



Scope Parameters

Interpolated: On

Result: ✔ PASSED



## Sequence Report



SIG 1.5 - Scope Views (44.1kHz) : -90.31dBFS 1kHz undithered 16b sine (1Mhz bandwidth)

Waveform: 1kHz -90.31dB undithered 16b sine.wav

Bit Exact: True

Start Offset (sec): 0.000 s

Secondary Source: None

Measured 1 25/11/2023 14:55:34

Acquisition Type: Auto

Trigger: Free Run

Delay Time: 250.0 ms

Input Bandwidth: Use Signal Path

FFT Length: 262144

Averaging: Power

Averages: 1

Window: AP-Equiripple

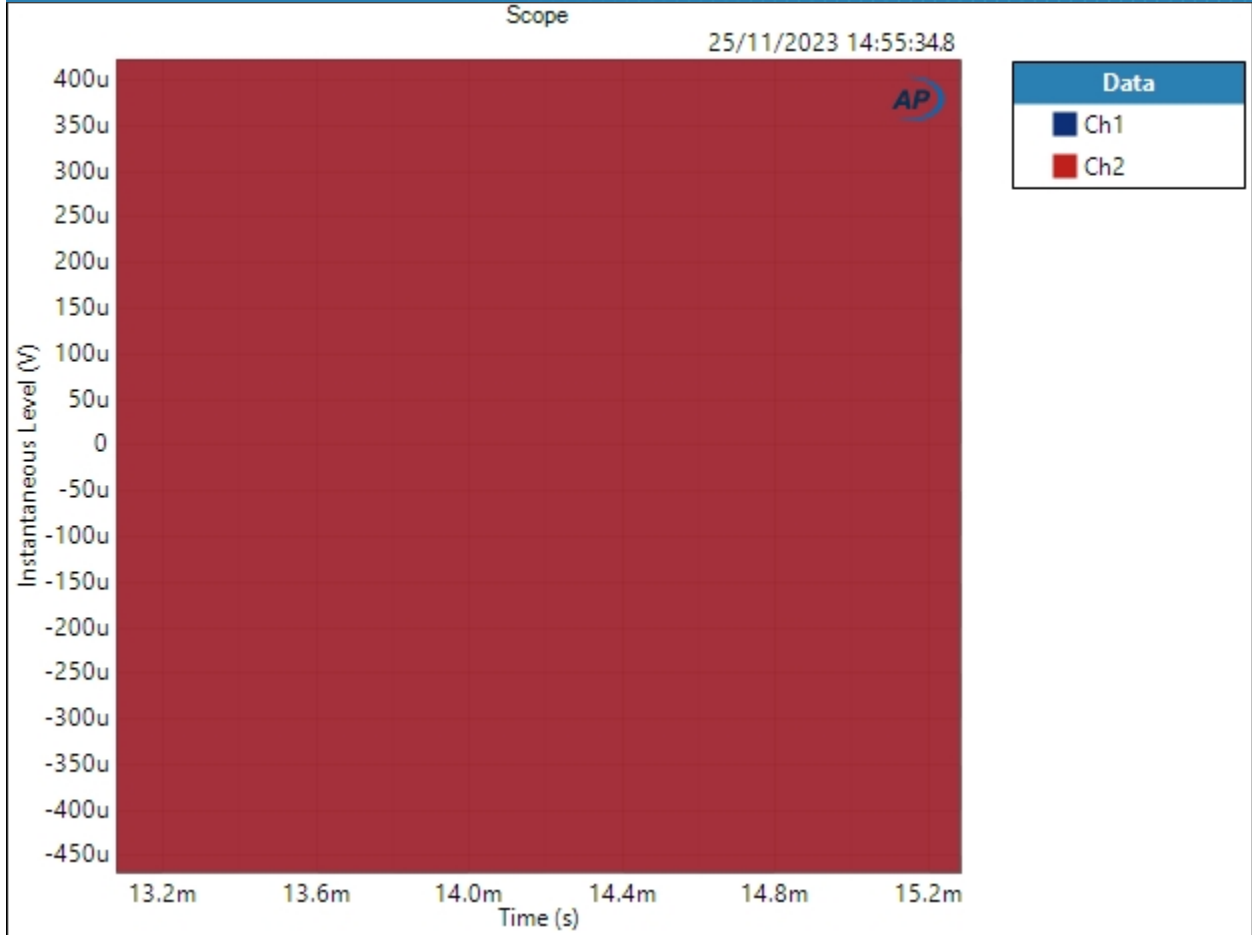
Record Acquisition: False

Recording Type: Multiple Mono PCM (.wav)

Scope (25/11/2023 14:55:34.826)



# Sequence Report AP



Scope Parameters

Interpolated: On

Result: ✔ PASSED



## Sequence Report



SIG 1.5 - Scope Views (44.1kHz) : -90.31dBFS 1kHz dithered 16b sine (1Mhz bandwidth)

Waveform: 1kHz -90.31dB dithered 16b sine.wav

Bit Exact: True

Start Offset (sec): 0.000 s

Secondary Source: None

Measured 1 25/11/2023 14:55:40

Acquisition Type: Auto

Trigger: Free Run

Delay Time: 250.0 ms

Input Bandwidth: Use Signal Path

FFT Length: 262144

Averaging: Power

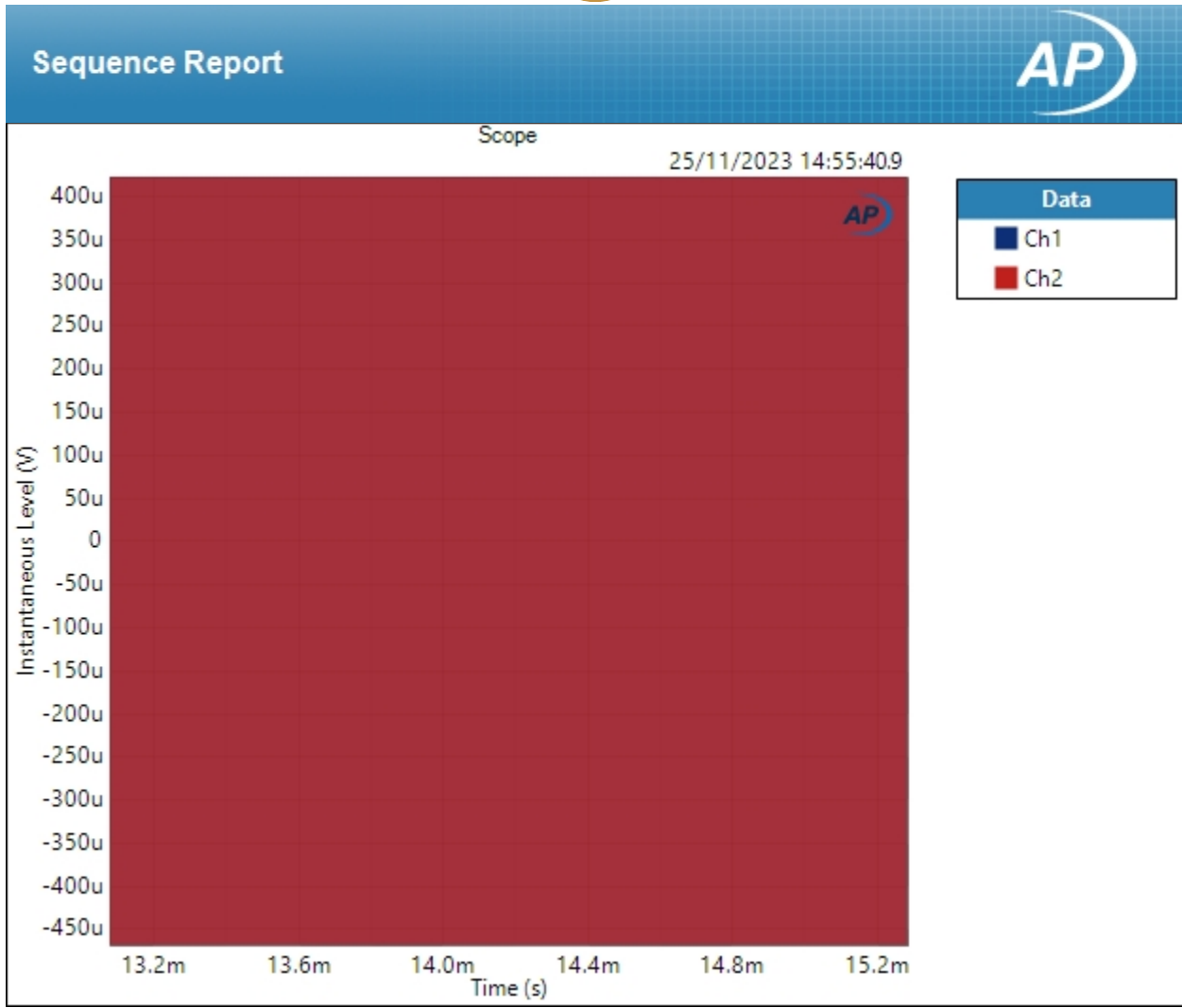
Averages: 1

Window: AP-Equiripple

Record Acquisition: False

Recording Type: Multiple Mono PCM (.wav)

Scope (25/11/2023 14:55:40.933)



Scope Parameters

Interpolated: On

Result: ✔ PASSED



## Sequence Report



SIG 1.5 - Scope Views (44.1kHz) : -90.31dBFS 1kHz undithered 24b sine (1Mhz bandwidth)

Waveform: 1kHz -90.31dB undithered 24b sine.wav

Bit Exact: True

Start Offset (sec): 0.000 s

Secondary Source: None

Measured 1 25/11/2023 14:55:46

Acquisition Type: Auto

Trigger: Free Run

Delay Time: 250.0 ms

Input Bandwidth: Use Signal Path

FFT Length: 262144

Averaging: Power

Averages: 1

Window: AP-Equiripple

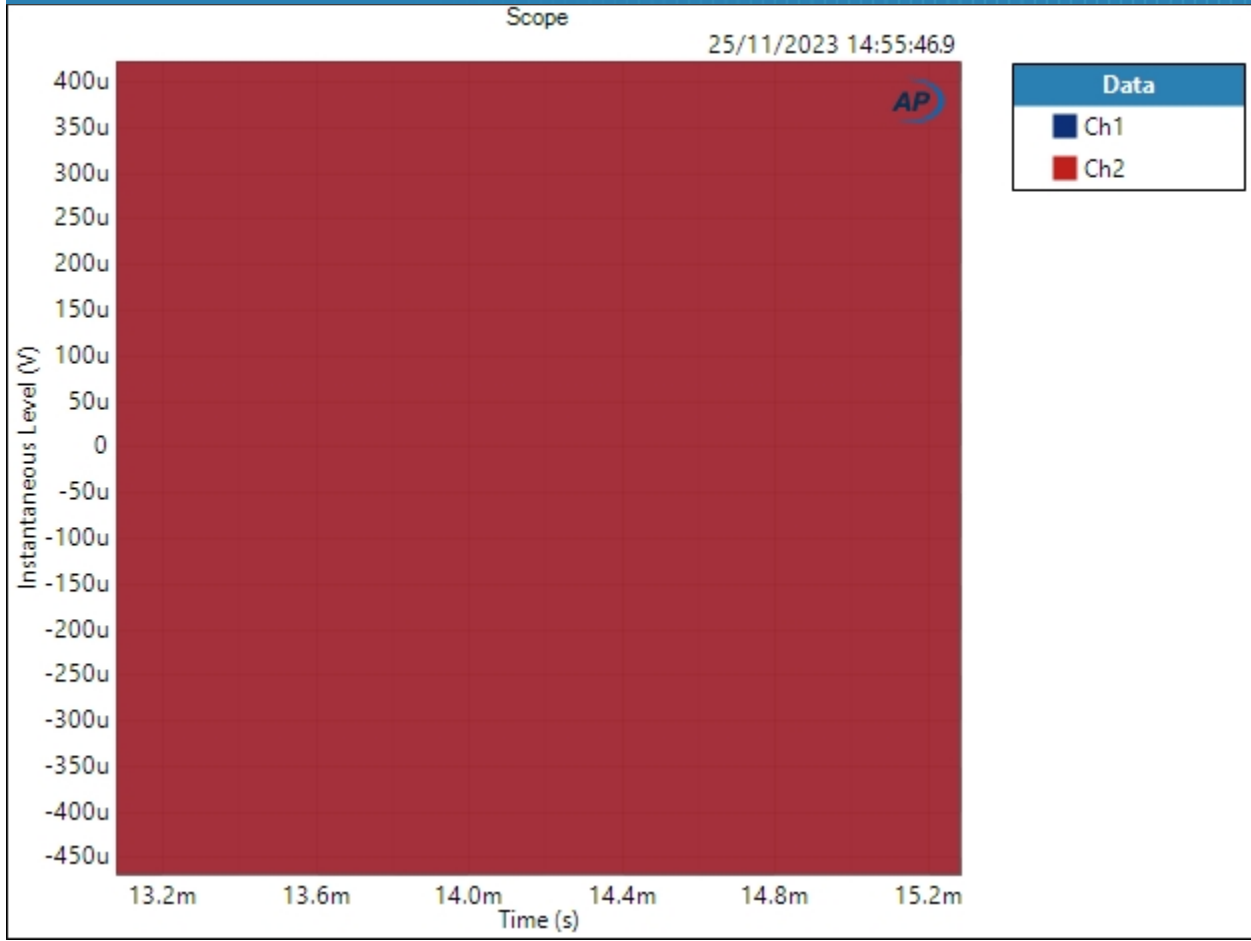
Record Acquisition: False

Recording Type: Multiple Mono PCM (.wav)

Scope (25/11/2023 14:55:46.978)



# Sequence Report AP



Scope Parameters

Interpolated: On

Result: ✔ PASSED



## Sequence Report



SIG 1.5 - Scope Views (44.1kHz) : -90.31dBFS 1kHz dithered 24b sine (1Mhz bandwidth)

Waveform: 1kHz -90.31dB dithered 24b sine.wav

Bit Exact: True

Start Offset (sec): 0.000 s

Secondary Source: None

Measured 1 25/11/2023 14:55:53

Acquisition Type: Auto

Trigger: Free Run

Delay Time: 250.0 ms

Input Bandwidth: Use Signal Path

FFT Length: 262144

Averaging: Power

Averages: 1

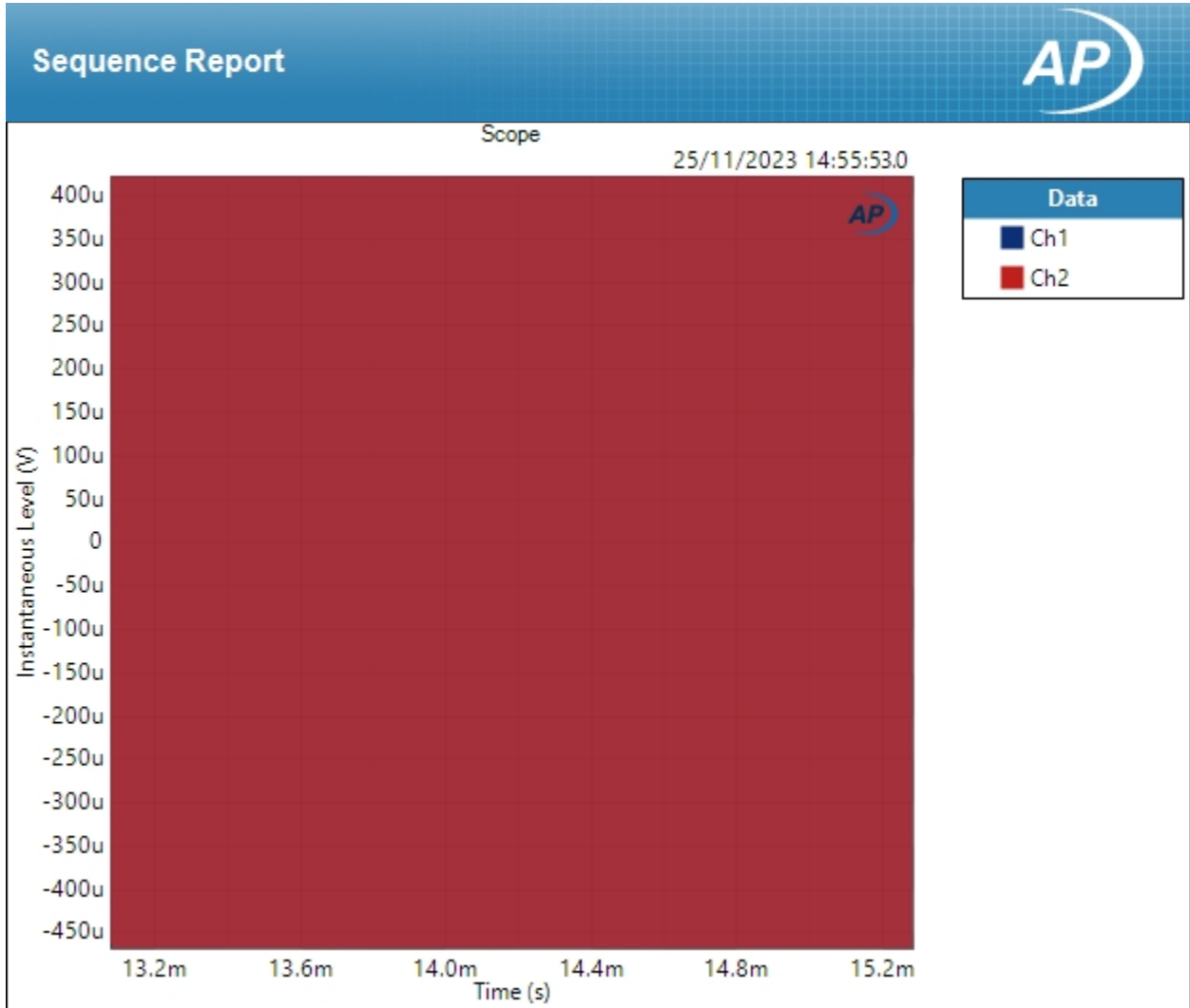
Window: AP-Equiripple

Record Acquisition: False

Recording Type: Multiple Mono PCM (.wav)

Scope (25/11/2023 14:55:53.046)





Scope Parameters

Interpolated: On

Result: ✔ PASSED



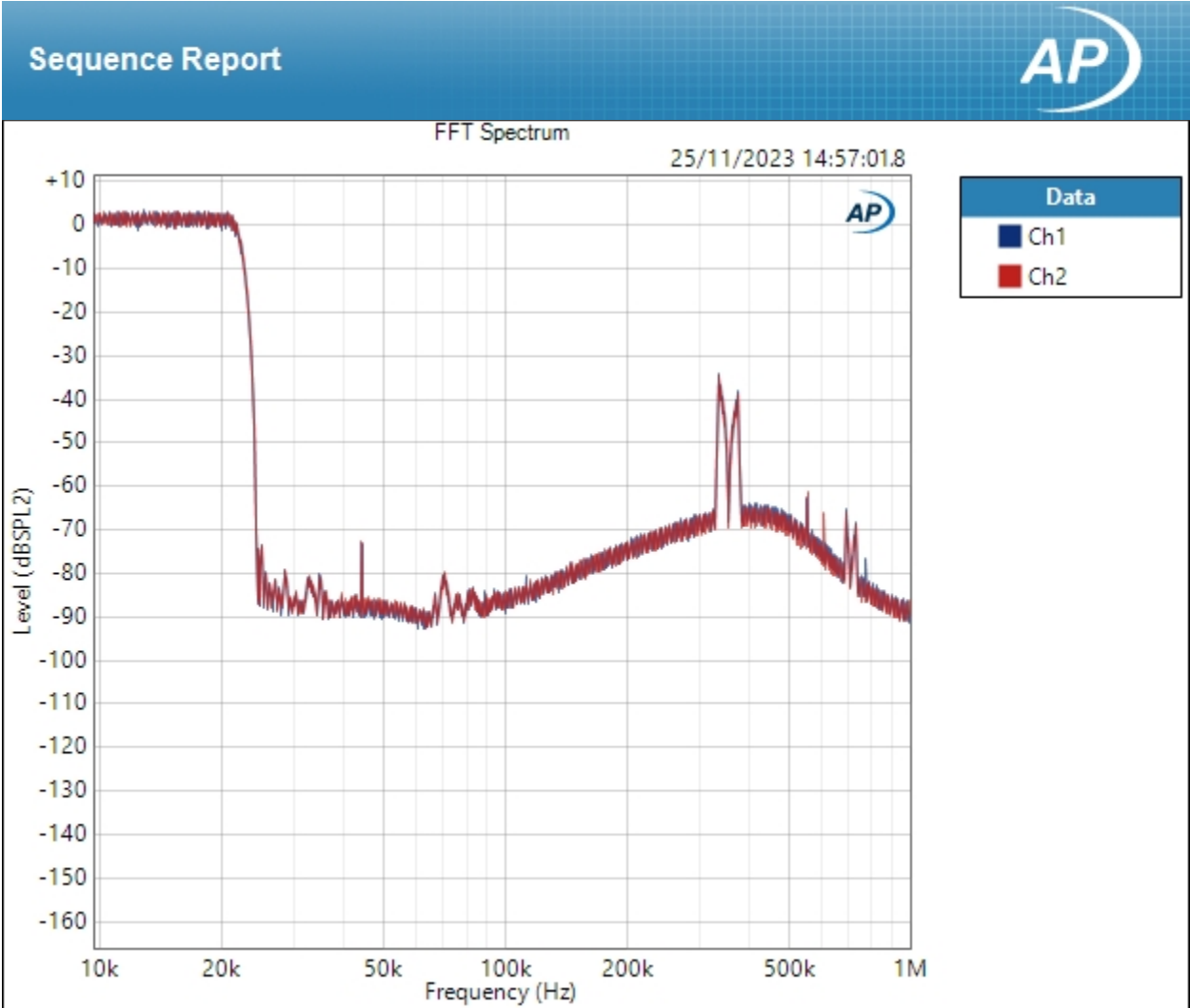
## Sequence Report



SIG 1.5 - Scope Views (44.1kHz) : Filter Ultrasonic Attenuation

Waveform: Noise  
Generator Level: -3.000 dBFS  
DC Offset: 0.000 D  
Noise Shape: White  
Secondary Source: None  
Measured 1: 25/11/2023 14:57:01  
Acquisition Type: Auto  
Trigger: Free Run  
Delay Time: 500.0 ms  
Input Bandwidth: Use Signal Path  
FFT Length: 1248000  
Averaging: Power  
Averages: 50  
Window: AP-Equiripple  
Record Acquisition: False  
Recording Type: Multiple Mono PCM (.wav)

FFT Spectrum (25/11/2023 14:57:01.893)



Result: ✔ PASSED



## Sequence Report



SIG 1.5 - Scope Views (44.1kHz) : 1Mhz RMS Noise Level

Waveform: None  
High-pass Filter: Elliptic  
High-pass Frequency: 20 Hz  
Low-pass Filter: Signal Path  
Weighting Filter: Signal Path  
Acquisition Time: 250.0 ms  
Delay Time: 300.0 ms

Noise Level (25/11/2023 14:57:03.624)

Ch1 1.629 mVrms

Ch2 1.501 mVrms



## Sequence Report



### SIG 2 - Main Measurements (44.1kHz) : Signal Path Setup

Output Connector:	ASIO
Asio Device:	ASIO4ALL v2
Scaling Mode:	Digital
Output Sample Rate:	44.1000 kHz
Output Latency:	Auto
Buffer Size:	1024
Clock Source:	Big Ben
Input 1:	Analog Balanced
Measure:	Auto
Channels:	Auto (2 Channels)
Ch1	Data from Ch1, Sensitivity = 0.00 dB, Gain = 0.00 dB
Ch2	Data from Ch2, Sensitivity = 0.00 dB, Gain = 0.00 dB
Input Bandwidth:	AC (<10 Hz) - AES17 (20 kHz)
Input EQ:	None
Termination:	200 kohm
High Performance Sine Analyzer:	Enabled
Input 2:	None
Device Delay:	0.000 s
• References	
dBr G:	-20.000 dBFS
Shared Frequency Reference:	1.00000 kHz
Analog Input	
dBrA:	4.024 Vrms
dBrB:	4.024 Vrms
dBrA Offset:	0.000 dB
dBrB Offset:	3.000 dB
dB SPL1:	4.024 Vrms
dB SPL2:	4.024 Vrms
dB SPL1 Calibrator Level:	60.000 dB SPL
dB SPL2 Calibrator Level:	50.000 dB SPL



## Sequence Report



dBm (Input Power): 600.0 ohm  
W(watts) (Input Power): 8.000 ohm

- DCX  
DCX is not detected.
- Clocks  
Output Rate: Track Output SR  
Sync Out Level: 3.300 V  
Sync Out Polarity: Normal  
Timebase Reference: Internal  
Jitter: Disabled
- Triggers  
Source: Off  
Input Logic Level: 3.300 V  
Edge: Rising

### SIG 2 - Main Measurements (44.1khz) : Output Level (Vrms)

Waveform: Sine  
Generator Level: -0.000 dBFS  
DC Offset: 0.000 D  
Frequency: 1.00000 kHz  
Low-pass Filter: Signal Path

### RMS Level (25/11/2023 14:57:08.662)

Ch1 4.023 Vrms  
Ch2 3.984 Vrms



## Sequence Report



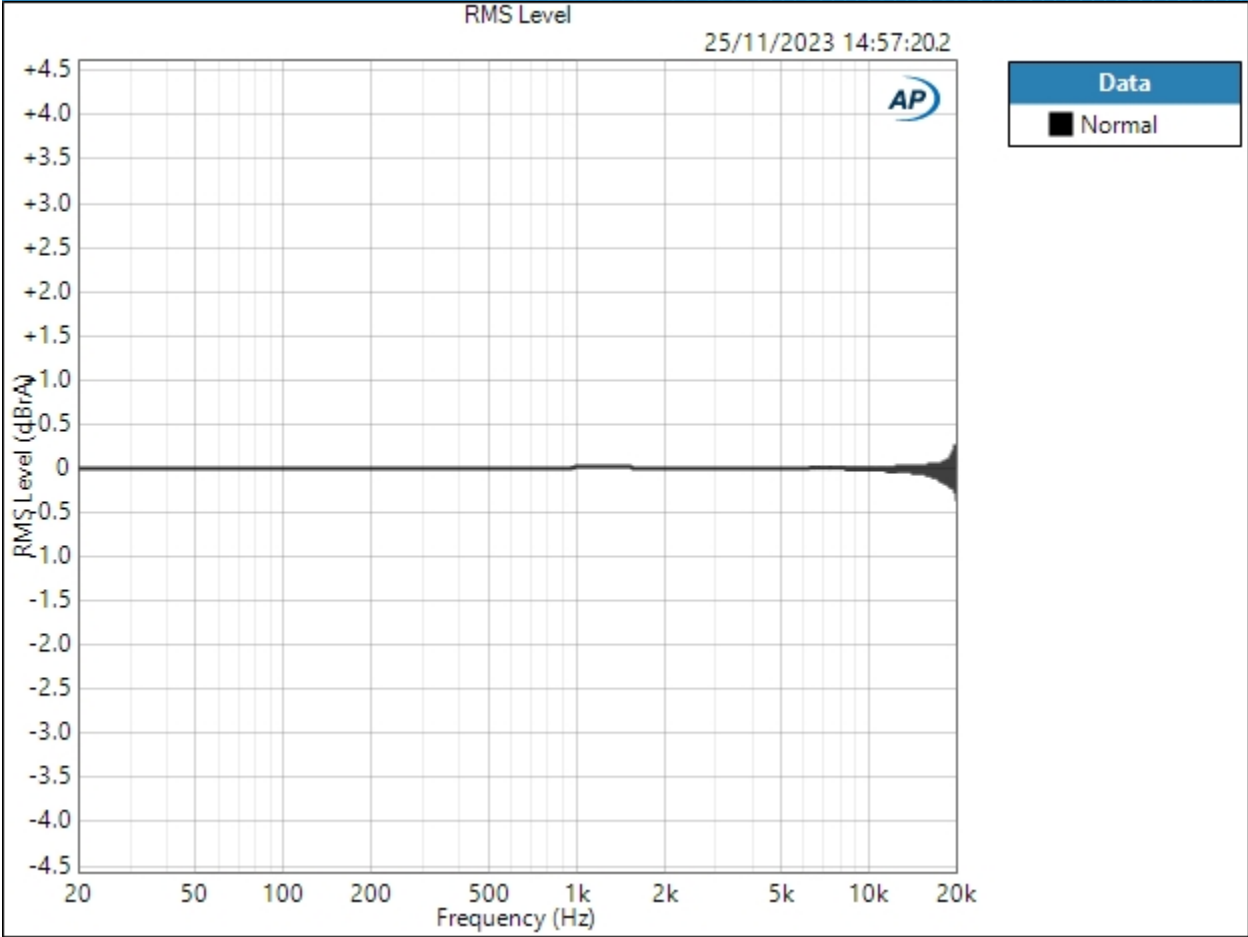
### SIG 2 - Main Measurements (44.1kHz) : Frequency Response (Audible Band)

Start Frequency:	20.0000 Hz
Stop Frequency:	22.0500 kHz
Generator Level:	-0.000 dBFS
DC Offset:	0.000 D
EQ:	None
Pre-Sweep:	50.00 ms
Sweep:	5.000 s
Extend Acquisition By:	50.00 ms
Secondary Source:	None
Measured 1	25/11/2023 14:57:20

RMS Level (25/11/2023 14:57:20.264)



# Sequence Report AP



Result: ✔ PASSED

Deviation (20.0000 Hz - 4.00000 kHz) (25/11/2023 14:57:20.264)

Ch1 ±0.005 dB

Ch2 ±0.006 dB

Deviation (20.0000 Hz - 4.00000 kHz) Parameters

Min: 20.0000 Hz

Max: 4.00000 kHz





## Sequence Report



### SIG 2 - Main Measurements (44.1kHz) : 20hz-20khz Noise RMS Level

Waveform:	None
High-pass Filter:	Elliptic
High-pass Frequency:	20 Hz
Low-pass Filter:	Elliptic
Low-pass Frequency:	20 kHz
Weighting Filter:	Signal Path
Acquisition Time:	250.0 ms
Delay Time:	300.0 ms

### Noise Level (25/11/2023 14:57:24.455)

Ch1 13.17 uVrms  
Ch2 13.26 uVrms



## Sequence Report



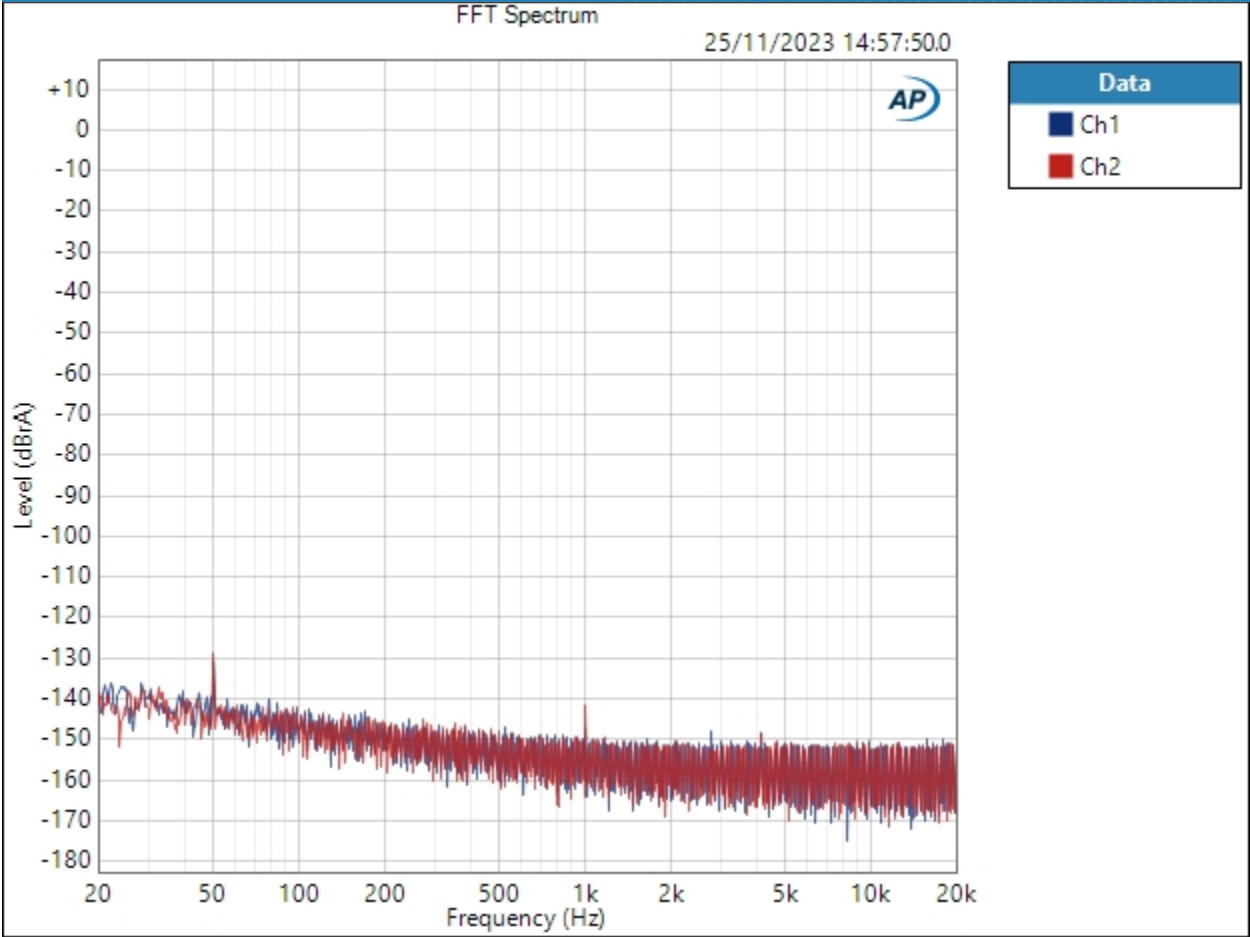
### SIG 2 - Main Measurements (44.1kHz) : Idle Noise FFT

Waveform: Sine  
Generator Level:  $-\infty$  dBFS  
DC Offset: 0.000 D  
Frequency: 1.00000 kHz  
Secondary Source: None  
Measured 1: 25/11/2023 14:57:50  
Acquisition Type: Auto  
Trigger: Free Run  
Delay Time: 500.0 ms  
Input Bandwidth: Use Signal Path  
FFT Length: 262144  
Averaging: Power  
Averages: 4  
Window: AP-Equiripple  
Record Acquisition: False  
Recording Type: Multiple Mono PCM (.wav)

FFT Spectrum (25/11/2023 14:57:50.094)



# Sequence Report AP



Result: ✔ PASSED



## Sequence Report



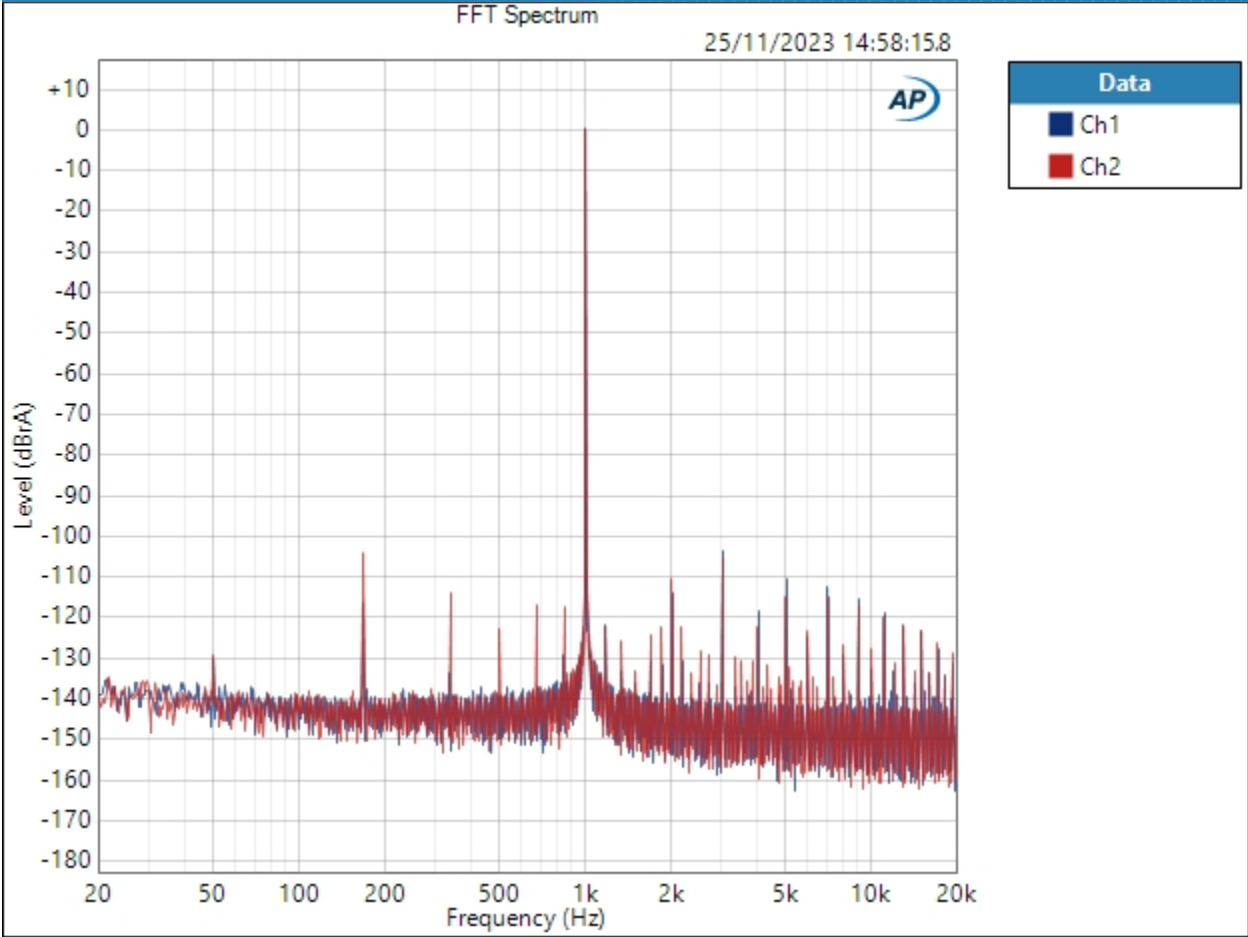
### SIG 2 - Main Measurements (44.1kHz) : 1kHz FFT (0dbfs)

Waveform: Sine  
Generator Level: -0.000 dBFS  
DC Offset: 0.000 D  
Frequency: 1.00000 kHz  
Secondary Source: None  
Measured 1 25/11/2023 14:58:15  
Acquisition Type: Auto  
Trigger: Free Run  
Delay Time: 500.0 ms  
Input Bandwidth: Use Signal Path  
FFT Length: 262144  
Averaging: Power  
Averages: 4  
Window: AP-Equiripple  
Record Acquisition: False  
Recording Type: Multiple Mono PCM (.wav)

FFT Spectrum (25/11/2023 14:58:15.864)



# Sequence Report AP



Result: ✔ PASSED



## Sequence Report



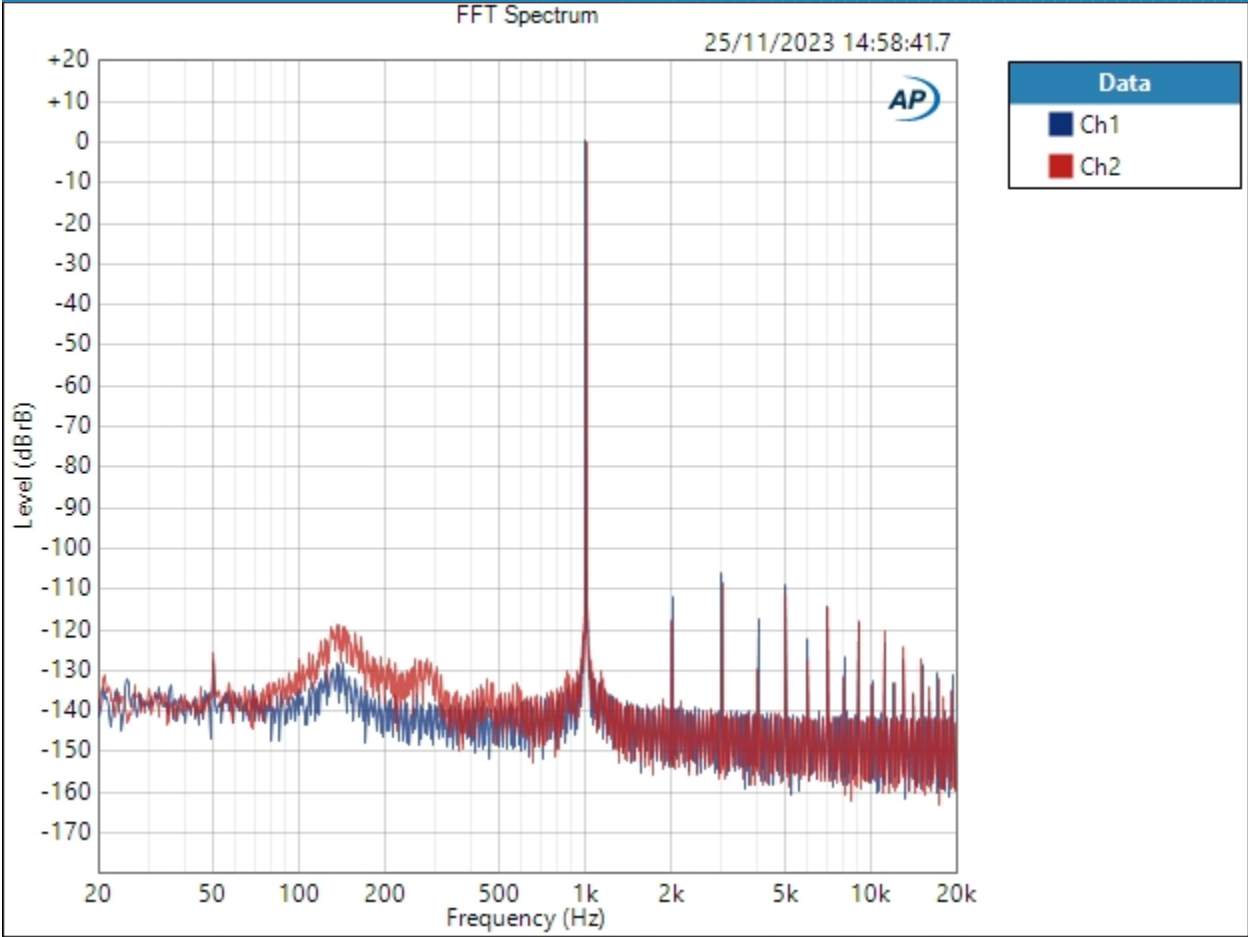
### SIG 2 - Main Measurements (44.1kHz) : 1kHz FFT (-3dbfs)

Waveform: Sine  
Generator Level: -3.000 dBFS  
DC Offset: 0.000 D  
Frequency: 1.00000 kHz  
Secondary Source: None  
Measured 1 25/11/2023 14:58:41  
Acquisition Type: Auto  
Trigger: Free Run  
Delay Time: 500.0 ms  
Input Bandwidth: Use Signal Path  
FFT Length: 262144  
Averaging: Power  
Averages: 4  
Window: AP-Equiripple  
Record Acquisition: False  
Recording Type: Multiple Mono PCM (.wav)

### FFT Spectrum (25/11/2023 14:58:41.741)



# Sequence Report AP



Result: ✔ PASSED



## Sequence Report



### SIG 2 - Main Measurements (44.1kHz) : 50kHz FFT (0dbfs)

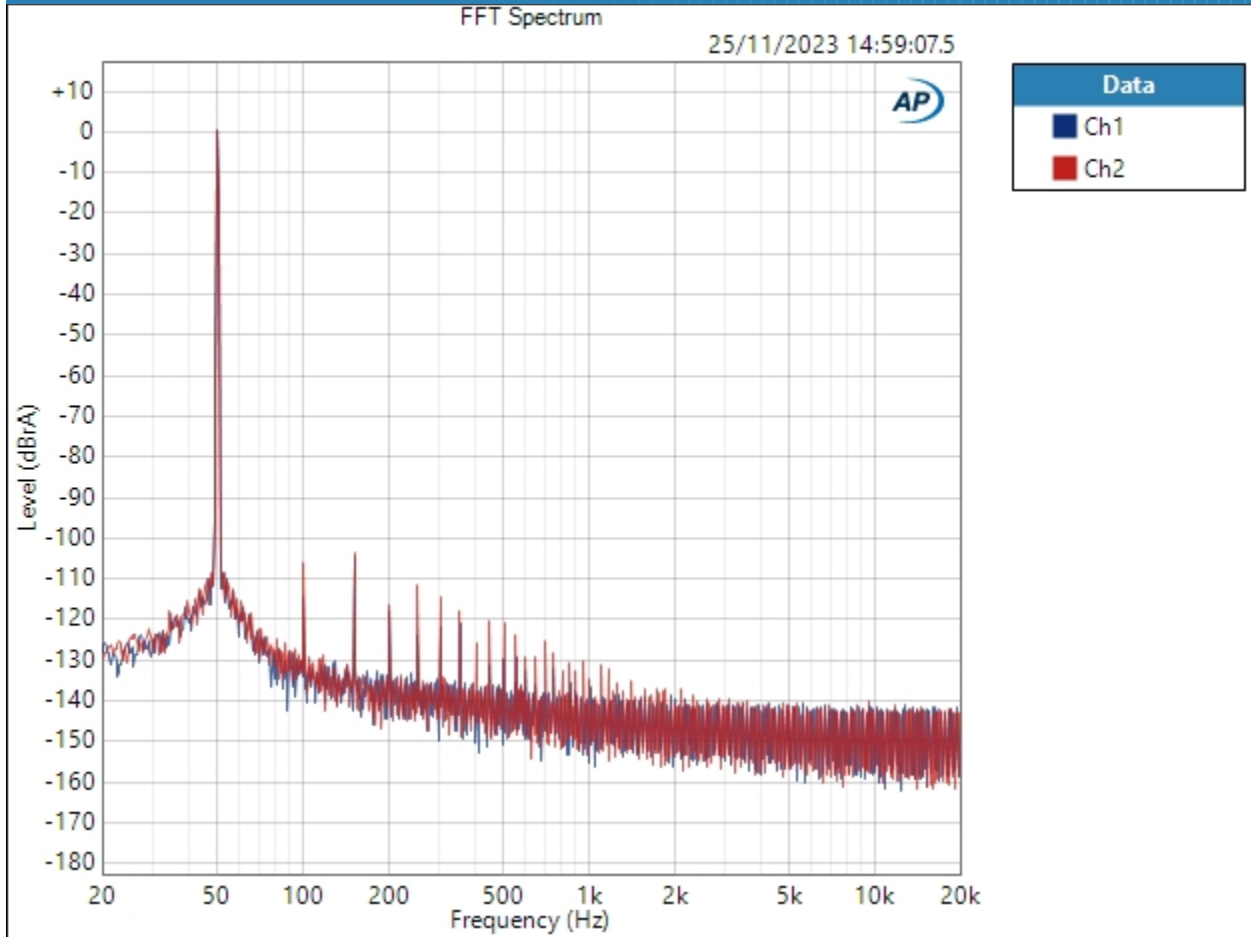
Waveform: Sine  
Generator Level: -0.000 dBFS  
DC Offset: 0.000 D  
Frequency: 50.0000 Hz  
Secondary Source: None  
Measured 1: 25/11/2023 14:59:07  
Acquisition Type: Auto  
Trigger: Free Run  
Delay Time: 500.0 ms  
Input Bandwidth: Use Signal Path  
FFT Length: 262144  
Averaging: Power  
Averages: 4  
Window: AP-Equiripple  
Record Acquisition: False  
Recording Type: Multiple Mono PCM (.wav)

FFT Spectrum (25/11/2023 14:59:07.521)





# Sequence Report



Result: PASSED



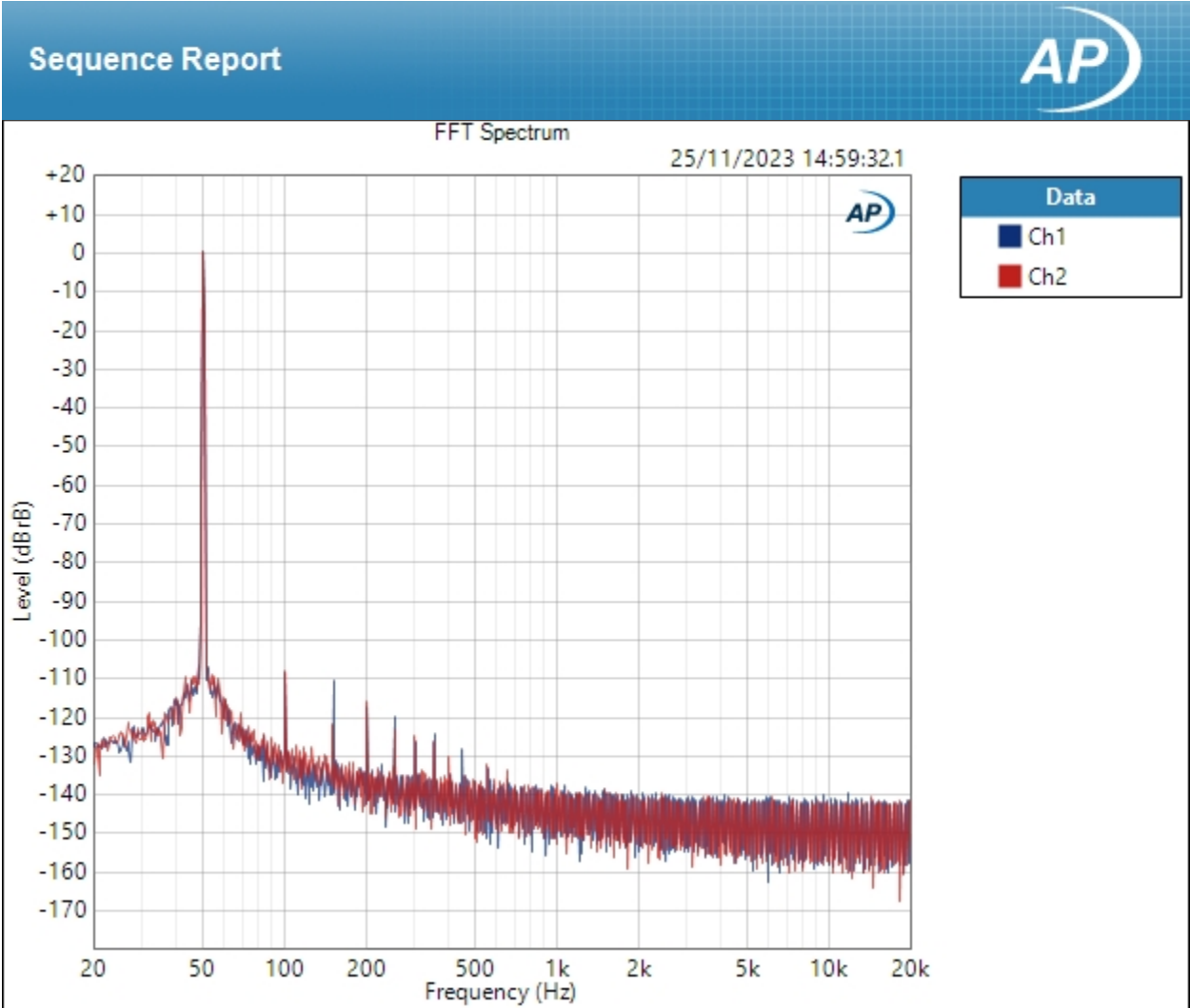
## Sequence Report



### SIG 2 - Main Measurements (44.1kHz) : 50hz FFT (-3dbfs)

Waveform: Sine  
Generator Level: -3.000 dBFS  
DC Offset: 0.000 D  
Frequency: 50.0000 Hz  
Secondary Source: None  
Measured 1: 25/11/2023 14:59:32  
Acquisition Type: Auto  
Trigger: Free Run  
Delay Time: 250.0 ms  
Input Bandwidth: Use Signal Path  
FFT Length: 262144  
Averaging: Power  
Averages: 4  
Window: AP-Equiripple  
Record Acquisition: False  
Recording Type: Multiple Mono PCM (.wav)

### FFT Spectrum (25/11/2023 14:59:32.140)



Result: PASSED



## Sequence Report



### SIG 2 - Main Measurements (44.1kHz) : Effective Number of Bits 0dbfs

Waveform: Sine (1 kHz)  
Generator Level: -0.000 dBFS  
DC Offset: 0.000 D  
Frequency: 1.00000 kHz  
High-pass Filter: Elliptic  
High-pass Frequency: 20 Hz  
Low-pass Filter: Elliptic  
Low-pass Frequency: 20 kHz  
Weighting Filter: Signal Path  
Notch Tuning Mode: Measured Frequency

ENOB (25/11/2023 14:59:34.763)

Ch1 16.0  
Ch2 15.9

### SIG 2 - Main Measurements (44.1kHz) : Effective Number of Bits -3dbfs

Waveform: Sine (1 kHz)  
Generator Level: -3.000 dBFS  
DC Offset: 0.000 D  
Frequency: 1.00000 kHz  
High-pass Filter: Elliptic  
High-pass Frequency: 20 Hz  
Low-pass Filter: Elliptic  
Low-pass Frequency: 20 kHz  
Weighting Filter: Signal Path  
Notch Tuning Mode: Measured Frequency

ENOB (25/11/2023 14:59:36.858)

Ch1 16.0  
Ch2 15.8



## Sequence Report



### SIG 2 - Main Measurements (44.1kHz) : THD+N 0dbfs

Waveform: Sine  
 Generator Level: -0.000 dBFS  
 DC Offset: 0.000 D  
 Frequency: 1.00000 kHz  
 High-pass Filter: Elliptic  
 High-pass Frequency: 20 Hz  
 Low-pass Filter: Elliptic  
 Low-pass Frequency: 20 kHz  
 Weighting Filter: Signal Path  
 Notch Tuning Mode: Measured Frequency

#### THD+N Ratio (25/11/2023 14:59:39.314)

Ch1 0.001242 %  
 Ch2 0.001331 %

#### THD+N Level (25/11/2023 14:59:39.314)

Ch1 -98.116 dBrA  
 Ch2 -97.596 dBrA

#### Noise Level (25/11/2023 14:59:39.314)

Ch1 37.33 uVrms  
 Ch2 43.82 uVrms

#### Distortion Product Ratio (25/11/2023 14:59:39.314)

Channel	F	H2	H3	H4	H5	H6	H7	H8	H9	H10
	1.000k	2.000k	3.000k	4.000k	5.000k	6.000k	7.000k	8.000k	9.000k	10.00k
Ch1	-0.00	-112.65	-103.99	-121.08	-110.15	-121.91	-112.24	-124.45	-116.10	-128.44
	1.000k	2.000k	3.000k	4.000k	5.000k	6.000k	7.000k	8.000k	9.000k	10.00k
Ch2	-0.00	-110.48	-105.17	-121.52	-114.48	-123.09	-115.13	-125.02	-116.82	-126.67

#### Distortion Product Ratio Parameters

Frequency Unit: Hz  
 Ratio Unit: dB  
 Channel: Ch1



## Sequence Report



### SIG 2 - Main Measurements (44.1kHz) : THD+N -3dbfs

Waveform: Sine  
 Generator Level: -3.000 dBFS  
 DC Offset: 0.000 D  
 Frequency: 1.00000 kHz  
 High-pass Filter: Elliptic  
 High-pass Frequency: 20 Hz  
 Low-pass Filter: Elliptic  
 Low-pass Frequency: 20 kHz  
 Weighting Filter: Signal Path  
 Notch Tuning Mode: Measured Frequency

#### THD+N Ratio (25/11/2023 14:59:42.489)

Ch1 0.001228 %  
 Ch2 0.001423 %

#### THD+N Level (25/11/2023 14:59:42.489)

Ch1 -98.210 dBrB  
 Ch2 -97.016 dBrB

#### Noise Level (25/11/2023 14:59:42.489)

Ch1 28.52 uVrms  
 Ch2 37.14 uVrms

#### Distortion Product Ratio (25/11/2023 14:59:42.489)

Channel	F	H2	H3	H4	H5	H6	H7	H8	H9	H10
	1.000k	2.000k	3.000k	4.000k	5.000k	6.000k	7.000k	8.000k	9.000k	10.00k
Ch1	-0.00	-111.07	-106.81	-116.77	-108.73	-124.83	-113.97	-123.40	-118.73	-130.13
	1.000k	2.000k	3.000k	4.000k	5.000k	6.000k	7.000k	8.000k	9.000k	10.00k
Ch2	-0.00	-116.12	-108.98	-127.69	-111.48	-127.81	-114.04	-126.63	-118.30	-127.40

#### Distortion Product Ratio Parameters

Frequency Unit: Hz  
 Ratio Unit: dB  
 Channel: Ch1



## Sequence Report



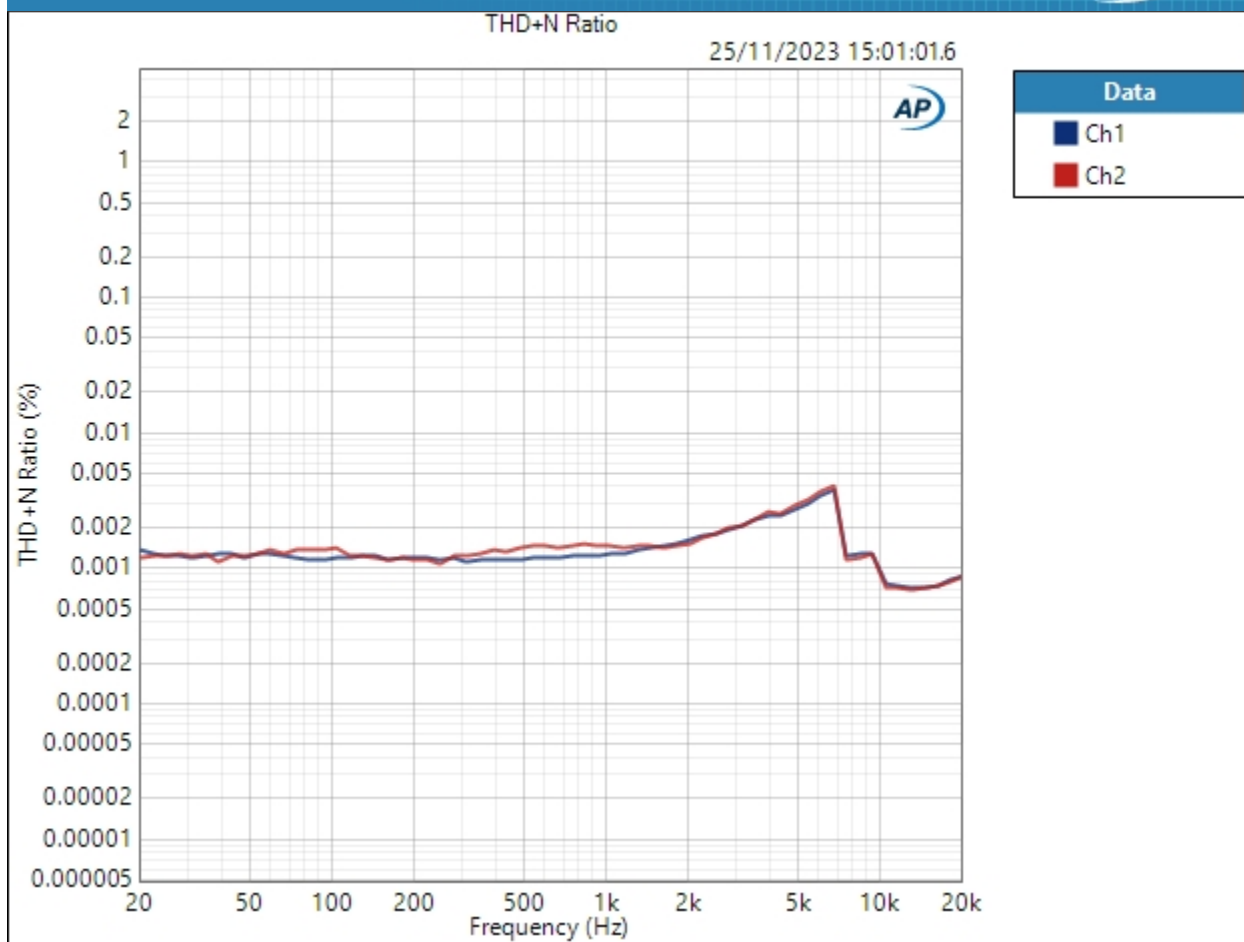
### SIG 2 - Main Measurements (44.1kHz) : THD+N/Frequency

Waveform:	Sine
Generator Level:	-3.000 dBFS
DC Offset:	0.000 D
EQ:	None
Start Frequency:	20.0000 kHz
Stop Frequency:	20.0000 Hz
Step Type:	Logarithmic
Number of Points:	64
High-pass Filter:	Elliptic
High-pass Frequency:	20 Hz
Low-pass Filter:	Signal Path
Weighting Filter:	Signal Path
Phase Ref Channel:	Ch1
Measured 1	25/11/2023 15:01:01

THD+N Ratio (25/11/2023 15:01:01.606)



# Sequence Report



Result: ✔ PASSED





## Sequence Report



### SIG 2 - Main Measurements (44.1kHz) : Dynamic Range - AES17

Waveform: Sine  
Generator Level: -0.000 dBFS  
DC Offset: 0.000 D  
Frequency: 0.99700 kHz  
Level Ratio: -60.000 dB  
High-pass Filter: Signal Path  
Low-pass Filter: Elliptic  
Low-pass Frequency: 20 kHz  
Weighting Filter: CCIR-2k

### Dynamic Range - AES17 (25/11/2023 15:01:08.028)

Ch1 108.779 dB  
Ch2 109.043 dB

### SIG 2 - Main Measurements (44.1kHz) : Signal to Noise Ratio

Waveform: Sine  
Generator Level: -0.000 dBFS  
DC Offset: 0.000 D  
Frequency: 1.00000 kHz  
High-pass Filter: Elliptic  
High-pass Frequency: 20 Hz  
Low-pass Filter: Elliptic  
Low-pass Frequency: 20 kHz  
Weighting Filter: Signal Path

### Signal to Noise Ratio (25/11/2023 15:01:11.559)

Ch1 109.722 dB  
Ch2 109.692 dB



## Sequence Report



### SIG 2 - Main Measurements (44.1kHz) : IMD ( SMPTE )

IMD Type: SMPTE  
Waveform: IMD  
Generator Level: -0.000 dBFS  
DC Offset: 0.000 D  
Frequency 1: 60.0000 Hz  
Frequency 2: 7.00000 kHz  
Frequency Ratio: 4:1  
IMD Split: False

### SMPTE Ratio (25/11/2023 15:01:15.201)

Ch1 -90.732 dB  
Ch2 -90.604 dB

### SMPTE Distortion Product Ratio (25/11/2023 15:01:15.201)

Channel	f1	d5	d4	d3	d2	f2	d2	d3	d4	d5
	60.00	6.760k	6.820k	6.880k	6.940k	7.000k	7.060k	7.120k	7.180k	7.240k
Ch1	12.04	-110.76	-113.76	-96.19	-98.13	0.00	-99.92	-99.84	-111.33	-110.31
	60.00	6.760k	6.820k	6.880k	6.940k	7.000k	7.060k	7.120k	7.180k	7.240k
Ch2	12.04	-103.74	-114.64	-97.59	-93.57	0.00	-97.18	-101.87	-112.11	-108.27

### SMPTE Distortion Product Ratio Parameters

Frequency Unit: Hz  
Ratio Unit: dB  
Channel: Ch1



## Sequence Report



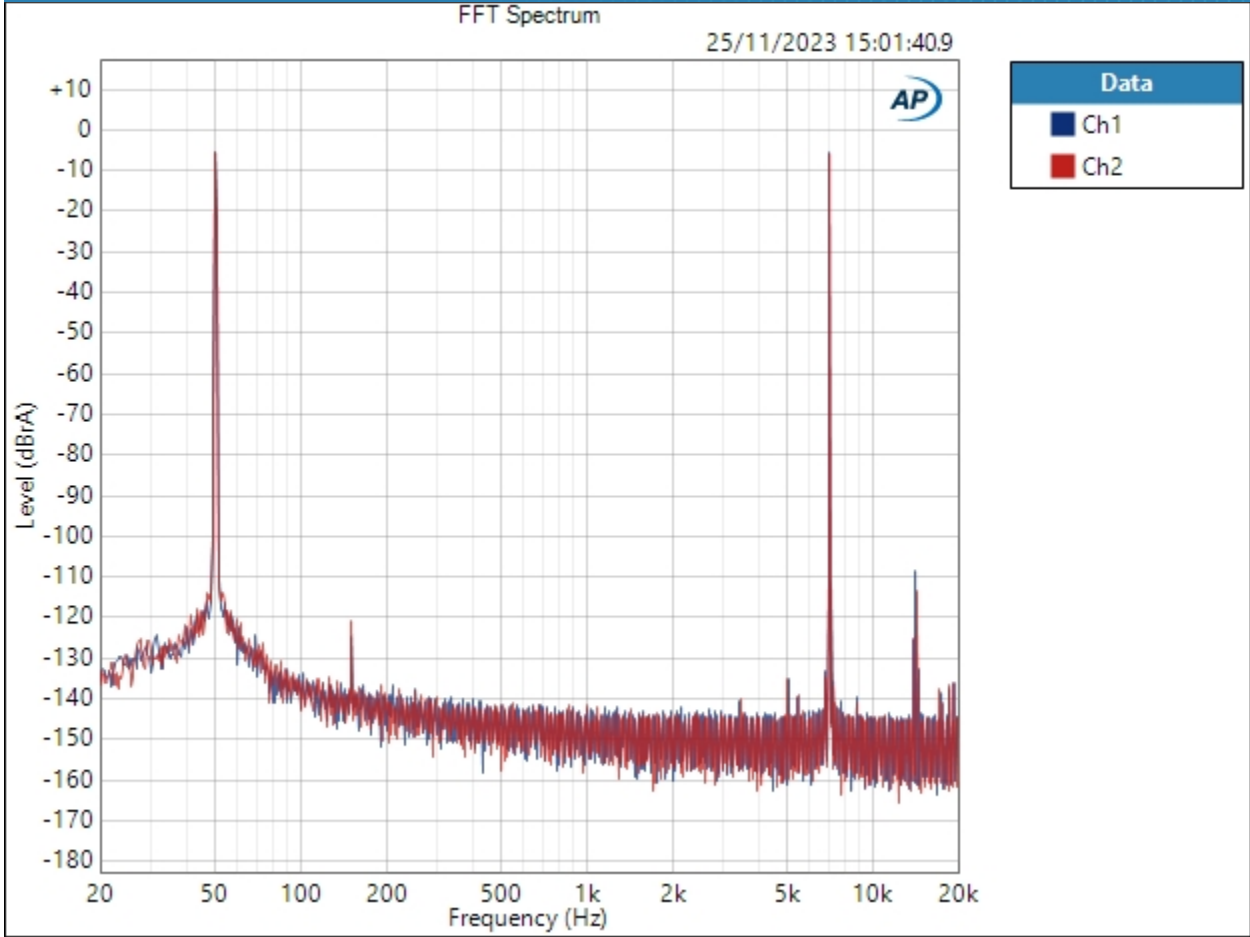
SIG 2 - Main Measurements (44.1kHz) : 50hz/7khz IMD SMPTE FFT

Waveform: Sine, Dual  
Generator Level: -0.000 dBFS  
DC Offset: 0.000 D  
Frequency: 50.0000 Hz  
Frequency B: 7.00000 kHz  
IMD Split: No  
FB:FA Ratio: 1.000 x/y  
Secondary Source: None  
Measured 1 25/11/2023 15:01:40  
Acquisition Type: Auto  
Trigger: Free Run  
Delay Time: 500.0 ms  
Input Bandwidth: Use Signal Path  
FFT Length: 262144  
Averaging: Power  
Averages: 4  
Window: AP-Equiripple  
Record Acquisition: False  
Recording Type: Multiple Mono PCM (.wav)

FFT Spectrum (25/11/2023 15:01:40.917)



# Sequence Report AP



Result: ✔ PASSED



## Sequence Report



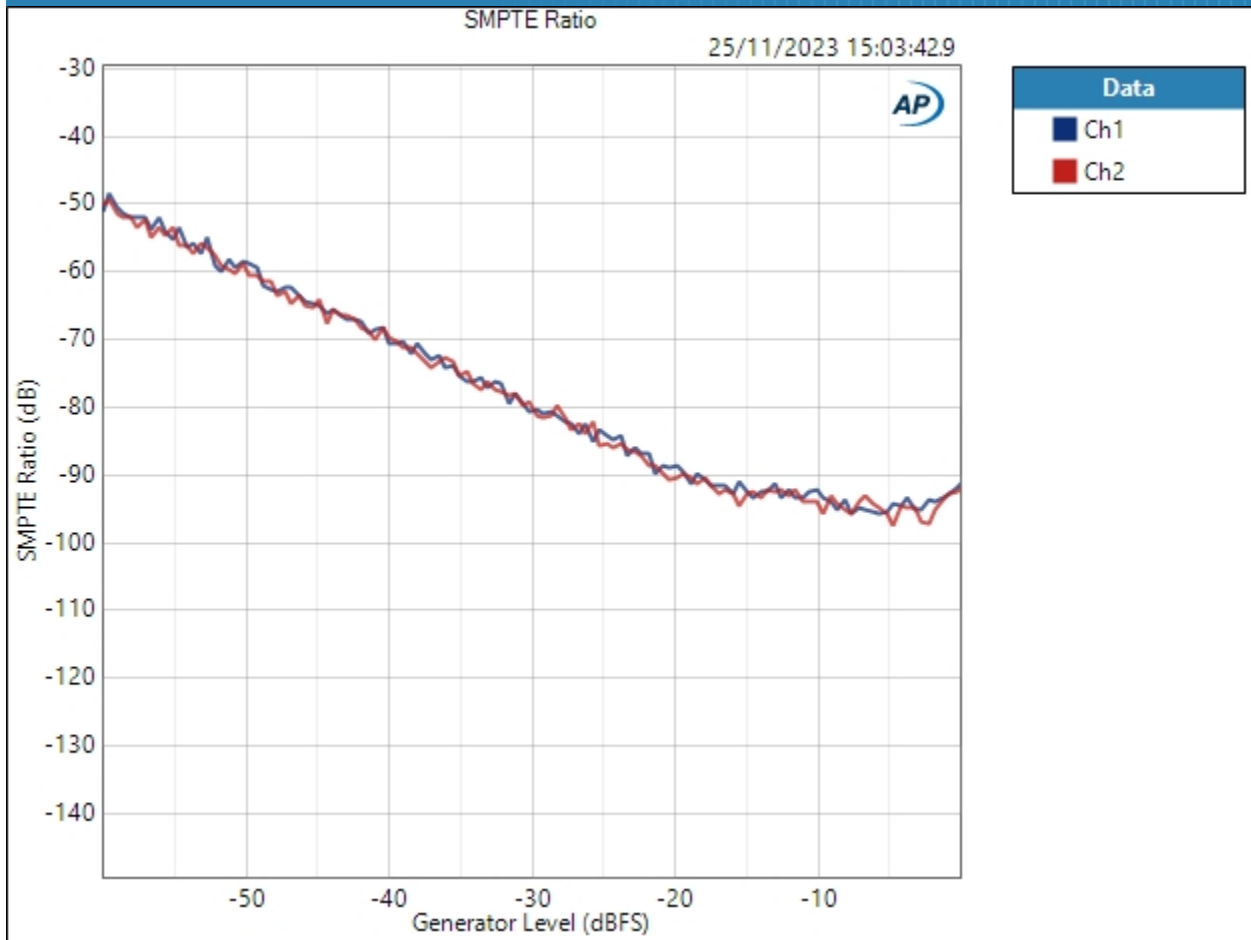
### SIG 2 - Main Measurements (44.1kHz) : IMD Level Sweep ( SMPTE )

IMD Type:	SMPTE
Frequency 1:	60.0000 Hz
Frequency 2:	7.00000 kHz
Frequency Ratio:	4:1
IMD Split:	False
Start Level:	-60.000 dBFS
Stop Level:	-0.000 dBFS
Step Type:	Linear
Number of Points:	124
Step Size:	+0.488 dBFS
Measured 1	25/11/2023 15:03:42

SMPTE Ratio (25/11/2023 15:03:42.955)



## Sequence Report

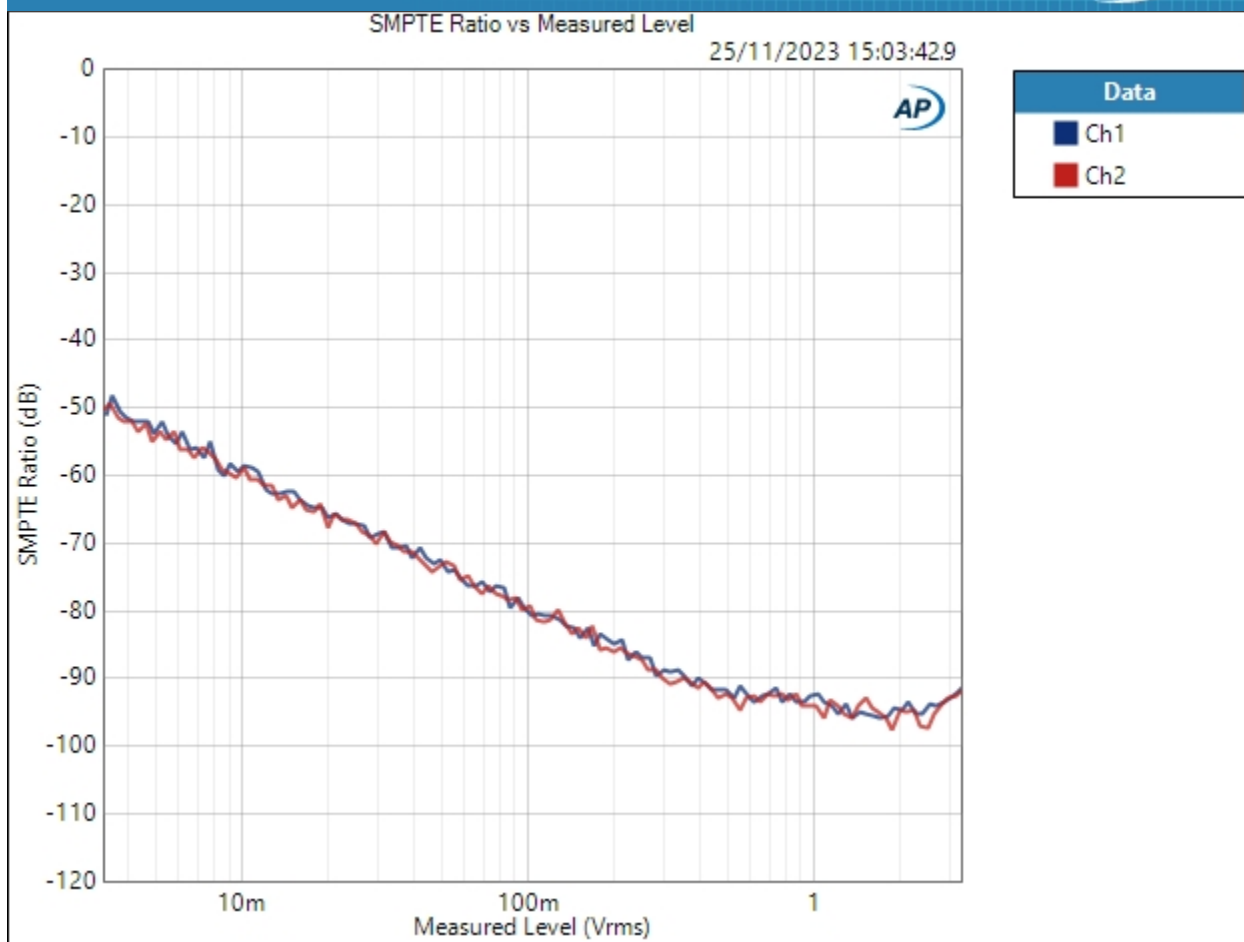


Result: PASSED

SMPTE Ratio vs Measured Level (25/11/2023 15:03:42.955)



## Sequence Report



Result: PASSED



## Sequence Report



### SIG 2 - Main Measurements (44.1kHz) : Linearity

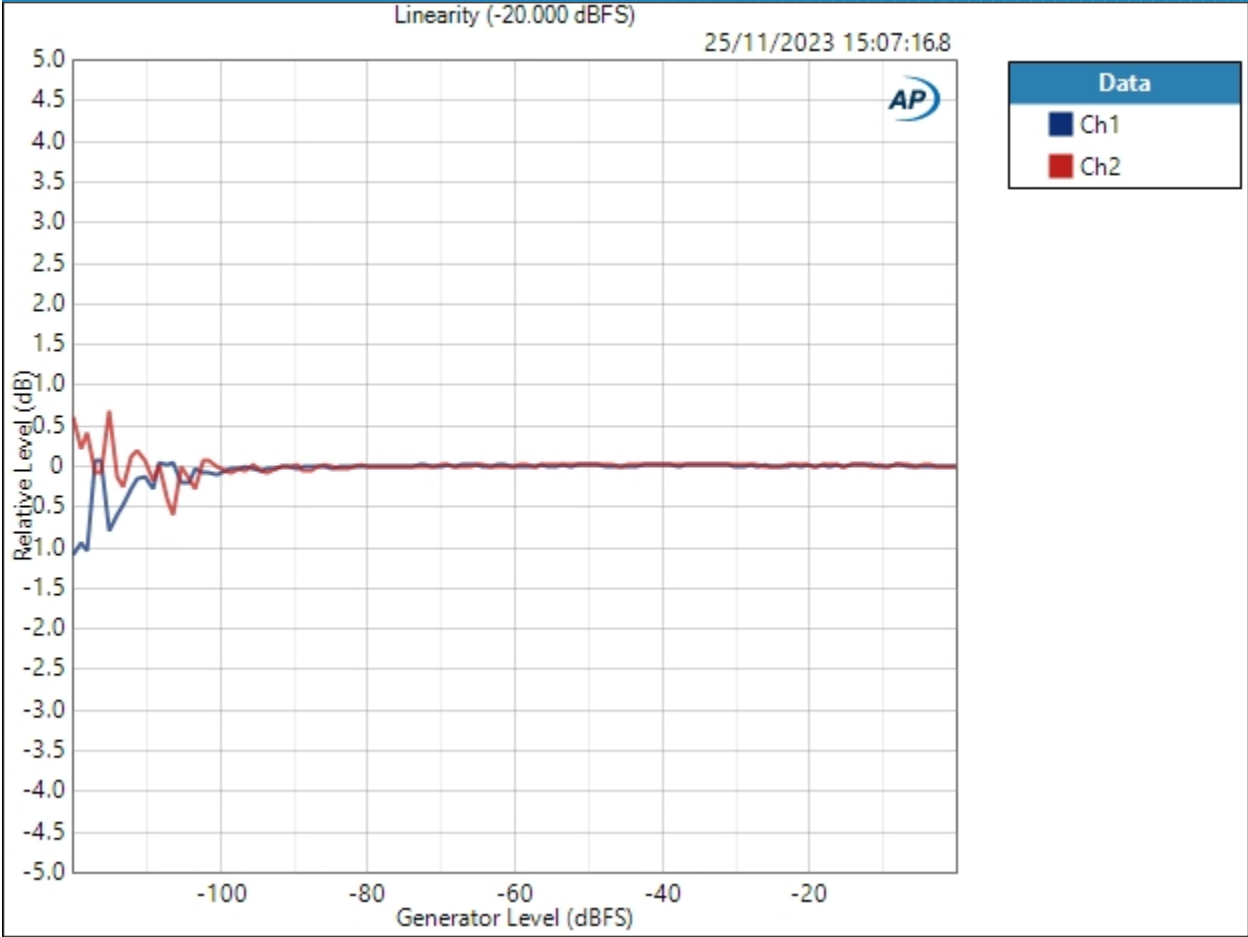
Waveform:	Sine
Frequency:	1.00000 kHz
Start Level:	-120.000 dBFS
Stop Level:	-0.000 dBFS
Step Type:	Linear
Number of Points:	124
Step Size:	+0.976 dBFS
Offset:	0.000 D
Selectivity:	1/24 octave
Bandpass Tuning Mode:	Generator Frequency
Measured 1	25/11/2023 15:07:16

Linearity (-20.000 dBFS) (25/11/2023 15:07:16.859)





# Sequence Report AP



### Linearity (-20.000 dBFS) Parameters

Mode: Normalized at Reference

Relative Level: -20.000 dBFS

Result: ✔ PASSED



## Sequence Report



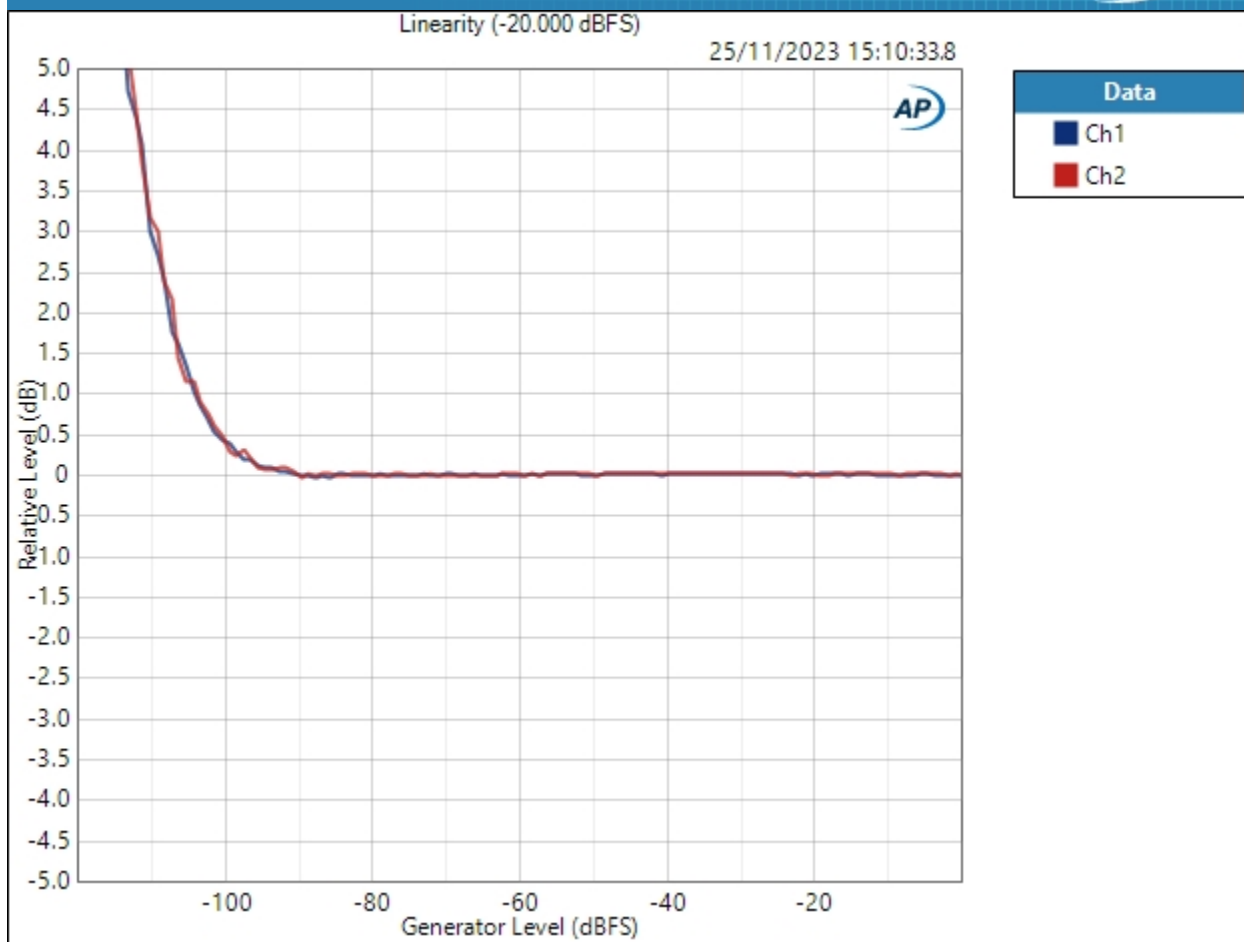
### SIG 2 - Main Measurements (44.1kHz) : Linearity (No Bandpass)

Waveform:	Sine
Frequency:	1.00000 kHz
Start Level:	-120.000 dBFS
Stop Level:	-0.000 dBFS
Step Type:	Linear
Number of Points:	124
Step Size:	+0.976 dBFS
Offset:	0.000 D
High-pass Filter:	Elliptic
High-pass Frequency:	20 Hz
Low-pass Filter:	Elliptic
Low-pass Frequency:	20 kHz
Weighting Filter:	Signal Path
Notch Tuning Mode:	Generator Frequency
Measured 1	25/11/2023 15:10:33

Linearity (-20.000 dBFS) (25/11/2023 15:10:33.840)



## Sequence Report



### Linearity (-20.000 dBFS) Parameters

Mode: Normalized at Reference

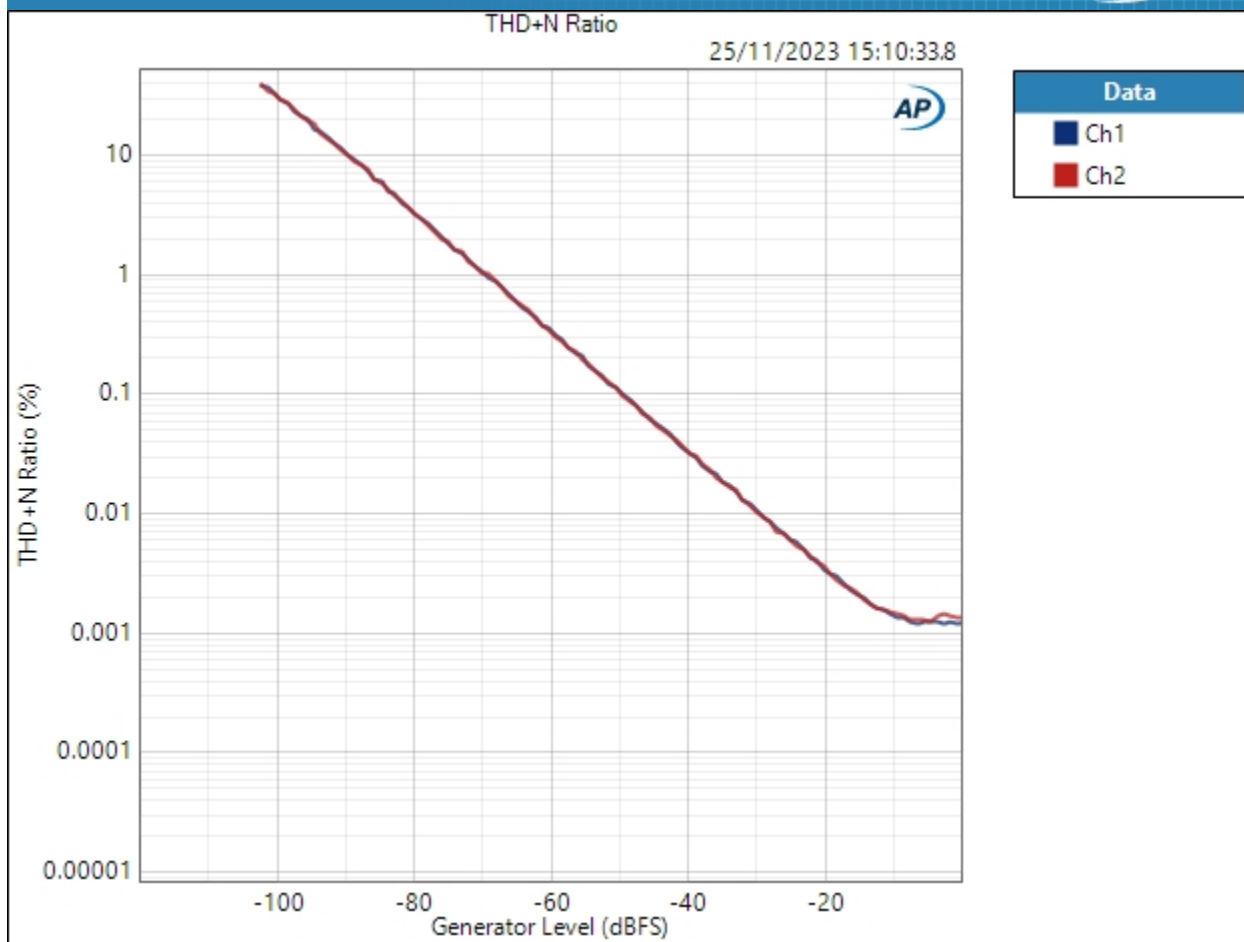
Relative Level: -20.000 dBFS

Result: ✔ PASSED

THD+N Ratio (25/11/2023 15:10:33.840)



## Sequence Report

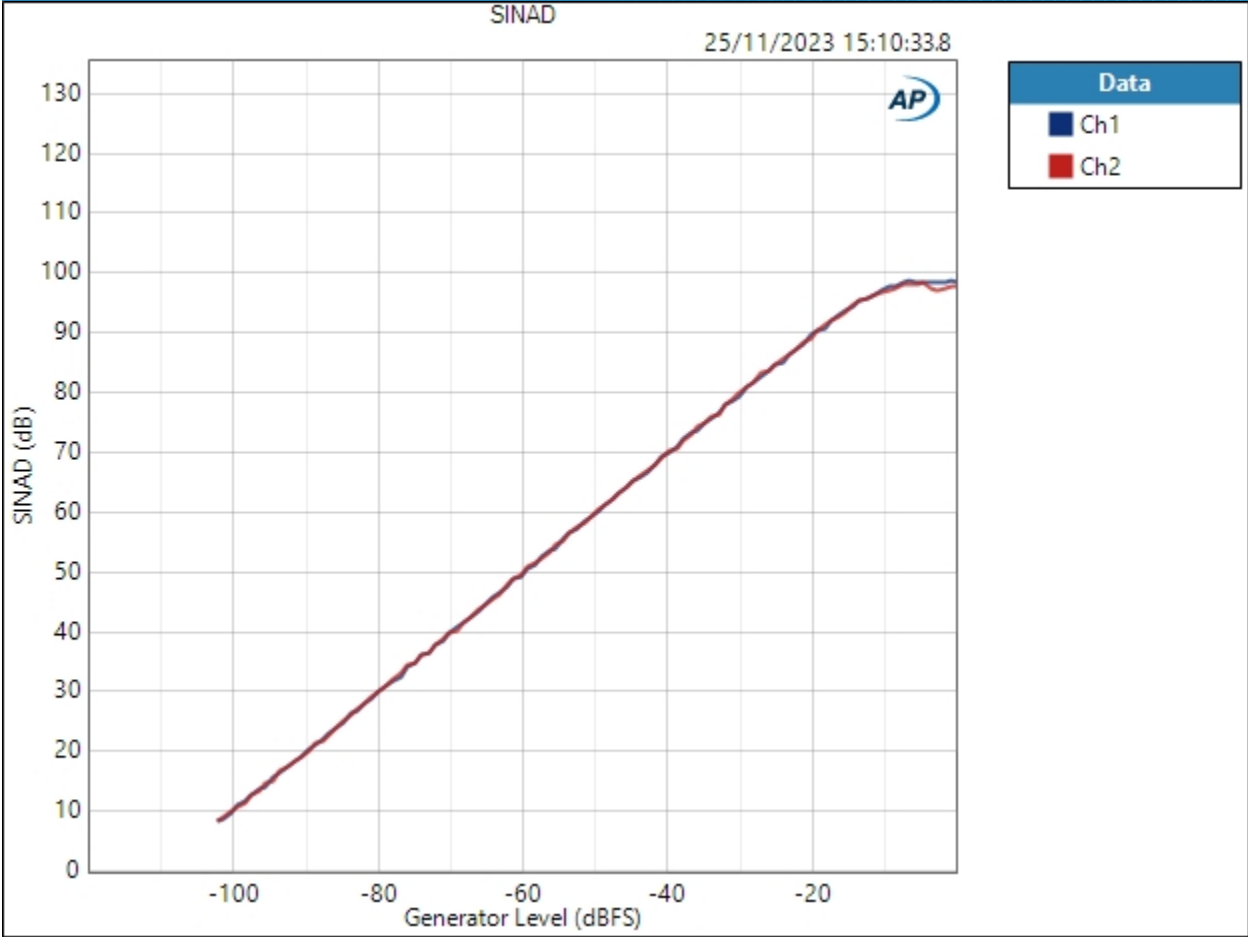


Result: PASSED

SINAD (25/11/2023 15:10:33.840)



# Sequence Report AP

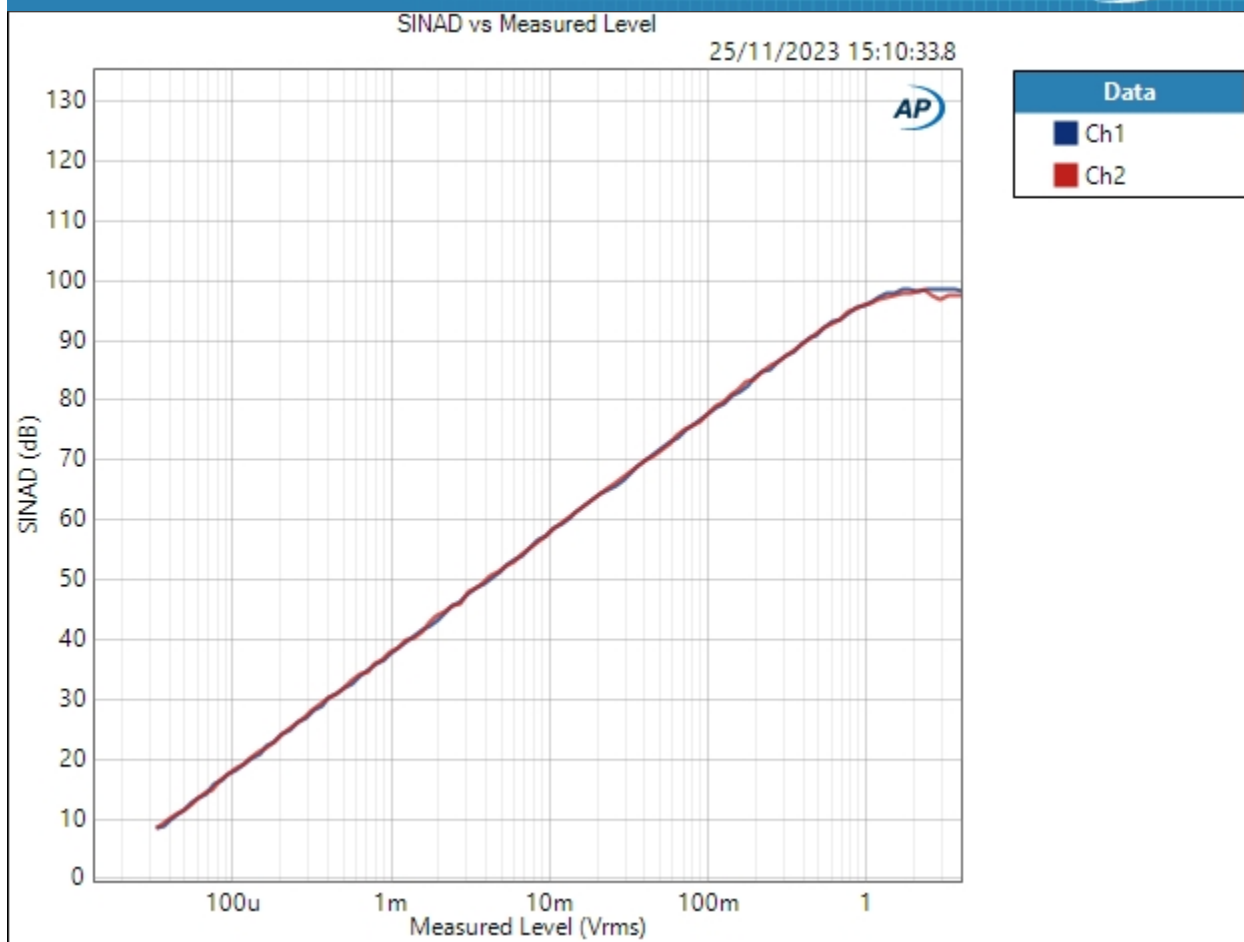


Result: ✔ PASSED

SINAD vs Measured Level (25/11/2023 15:10:33.840)



## Sequence Report



Result: PASSED



## Sequence Report



SIG 2 - Main Measurements (44.1kHz) : Crosstalk Sweep, One Channel Driven

Generator Level: -0.000 dBFS

DC Offset: 0.000 D

Start Frequency: 20.0000 kHz

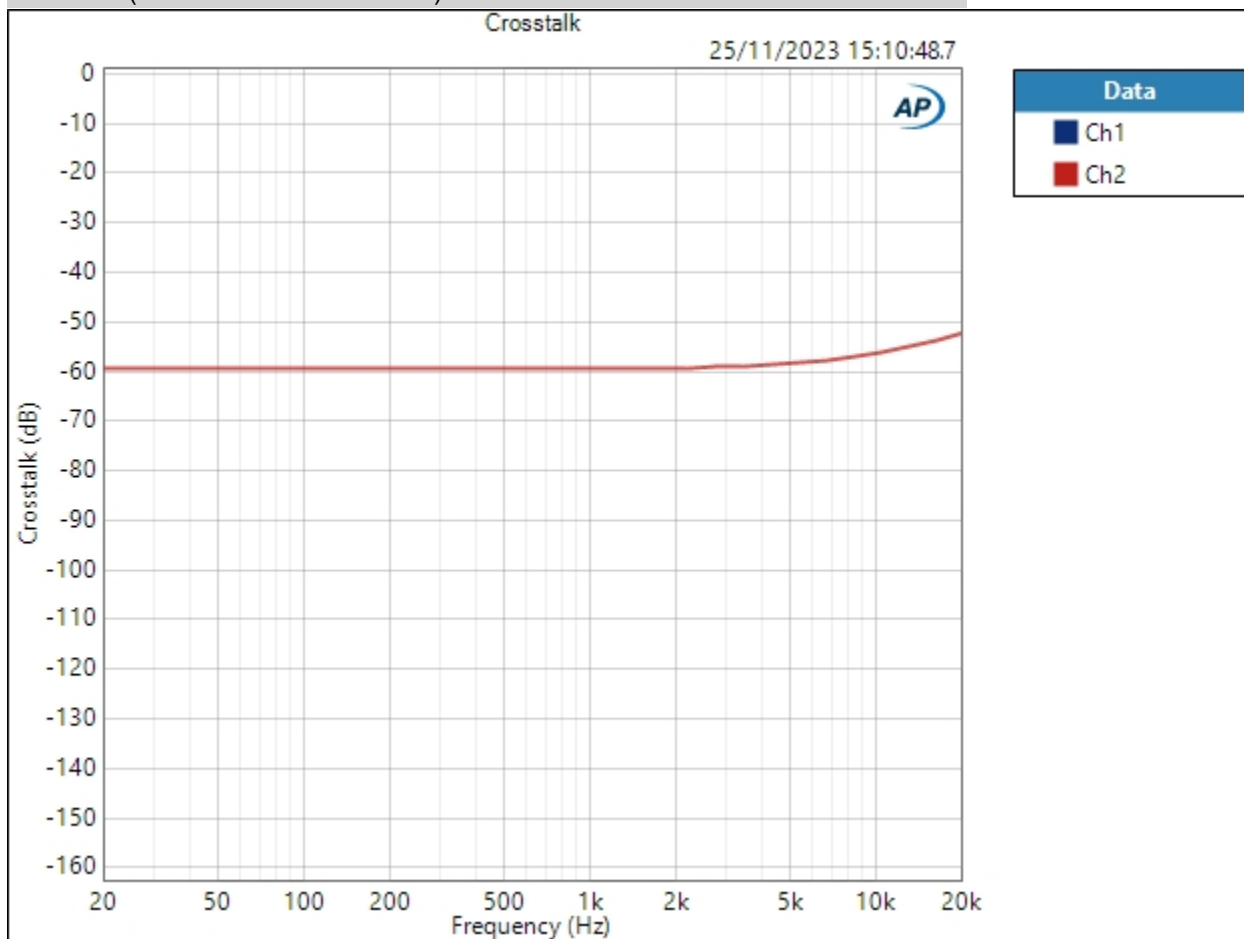
Stop Frequency: 20.0000 Hz

Step Type: Logarithmic

Number of Points: 32

Measured 1 25/11/2023 15:10:48

Crosstalk (25/11/2023 15:10:48.794)





## Sequence Report



### Crosstalk Parameters

Source: Ch1

Result:  PASSED

### SIG 2 - Main Measurements (44.1khz) : DC Offset (active)

Waveform: Sine  
Generator Level: -3.000 dBFS  
DC Offset: 0.000 D  
Frequency: 1.00000 kHz  
Delay Time: 400.0 ms  
Acquisition Time: 333.0 ms

### DC Level (25/11/2023 15:11:09.314)

Ch1 -2.596 mV  
Ch2 2.760 mV

### SIG 2 - Main Measurements (44.1khz) : DC Offset (idle)

Waveform: Sine  
Generator Level:  $-\infty$  dBFS  
DC Offset: 0.000 D  
Frequency: 1.00000 kHz  
Delay Time: 100.0 ms  
Acquisition Time: 333.0 ms

### DC Level (25/11/2023 15:11:15.564)

Ch1 -2.742 mV  
Ch2 2.716 mV





## Sequence Report



### SIG 3 - 44.1kHz Jitter : Signap Path Setup

Output Connector:	ASIO
Asio Device:	ASIO4ALL v2
Scaling Mode:	Digital
Output Sample Rate:	44.1000 kHz
Output Latency:	Auto
Buffer Size:	1024
Clock Source:	Big Ben
Input 1:	Analog Balanced
Measure:	Auto
Channels:	Auto (2 Channels)
Ch1	Data from Ch1, Sensitivity = 0.00 dB, Gain = 0.00 dB
Ch2	Data from Ch2, Sensitivity = 0.00 dB, Gain = 0.00 dB
Input Bandwidth:	AC (<10 Hz) - 90k (192 kHz SR)
Input EQ:	None
Termination:	200 kohm
High Performance Sine Analyzer:	Disabled
Input 2:	None
Device Delay:	0.000 s
• References	
dBr G:	-20.000 dBFS
Shared Frequency Reference:	1.00000 kHz
Analog Input	
dBrA:	4.024 Vrms
dBrB:	4.024 Vrms
dBrA Offset:	0.000 dB
dBrB Offset:	3.000 dB
dBSPL1:	4.024 Vrms
dBSPL2:	4.024 Vrms
dBSPL1 Calibrator Level:	60.000 dB SPL
dBSPL2 Calibrator Level:	50.000 dB SPL



## Sequence Report



dBm (Input Power):	600.0 ohm
W(watts) (Input Power):	8.000 ohm
• DCX	
DCX is not detected.	
• Clocks	
Output Rate:	Track Output SR
Sync Out Level:	3.300 V
Sync Out Polarity:	Normal
Timebase Reference:	Internal
Jitter:	Disabled
• Triggers	
Source:	Off
Input Logic Level:	3.300 V
Edge:	Rising



## Sequence Report



SIG 3 - 44.1kHz Jitter : 44.1kHz J-Test (Jitter)

Waveform: J-test\_44k\_PCM24\_LR.wav

Bit Exact: True

Start Offset (sec): 0.000 s

Secondary Source: None

Measured 1 25/11/2023 15:12:18

Acquisition Type: Auto

Trigger: Free Run

Delay Time: 500.0 ms

Input Bandwidth: Use Signal Path

FFT Length: 1248000

Averaging: Power

Averages: 8

Window: AP-Equiripple

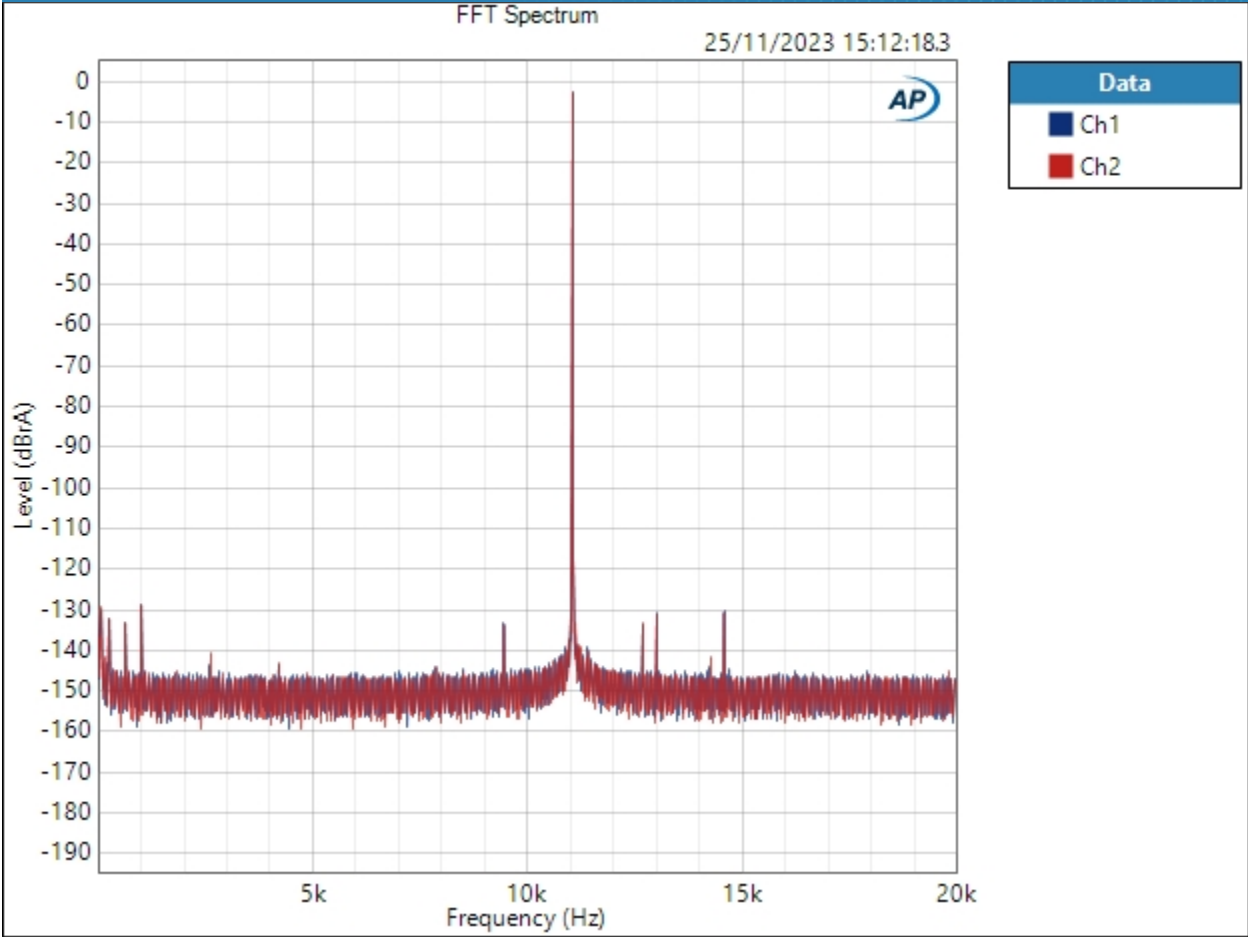
Record Acquisition: False

Recording Type: Multiple Mono PCM (.wav)

FFT Spectrum (25/11/2023 15:12:18.322)



Sequence Report AP



Result: ✔ PASSED



## Sequence Report



### SIG 4 - 48khz Jitter : Signap Path Setup

Output Connector:	ASIO
Asio Device:	ASIO4ALL v2
Scaling Mode:	Digital
Output Sample Rate:	48.0000 kHz
Output Latency:	Auto
Buffer Size:	2048
Clock Source:	Big Ben
Input 1:	Analog Balanced
Measure:	Auto
Channels:	Auto (2 Channels)
Ch1	Data from Ch1, Sensitivity = 0.00 dB, Gain = 0.00 dB
Ch2	Data from Ch2, Sensitivity = 0.00 dB, Gain = 0.00 dB
Input Bandwidth:	AC (<10 Hz) - AES17 (20 kHz)
Input EQ:	None
Termination:	200 kohm
High Performance Sine Analyzer:	Disabled
Input 2:	None
Device Delay:	0.000 s
• References	
dBr G:	-20.000 dBFS
Shared Frequency Reference:	1.00000 kHz
Analog Input	
dBrA:	4.024 Vrms
dBrB:	4.024 Vrms
dBrA Offset:	0.000 dB
dBrB Offset:	3.000 dB
dB SPL1:	4.024 Vrms
dB SPL2:	4.024 Vrms
dB SPL1 Calibrator Level:	60.000 dB SPL
dB SPL2 Calibrator Level:	50.000 dB SPL



## Sequence Report



dBm (Input Power):	600.0 ohm
W(watts) (Input Power):	8.000 ohm
• DCX	
DCX is not detected.	
• Clocks	
Output Rate:	Track Output SR
Sync Out Level:	3.300 V
Sync Out Polarity:	Normal
Timebase Reference:	Internal
Jitter:	Disabled
• Triggers	
Source:	Off
Input Logic Level:	3.300 V
Edge:	Rising



## Sequence Report



SIG 4 - 48khz Jitter : 48khz J-Test (Jitter)

Waveform: J-test\_48k\_PCM24\_LR.wav

Bit Exact: True

Start Offset (sec): 0.000 s

Secondary Source: None

Measured 1 25/11/2023 15:13:44

Acquisition Type: Auto

Trigger: Free Run

Delay Time: 500.0 ms

Input Bandwidth: Use Signal Path

FFT Length: 1248000

Averaging: Power

Averages: 3

Window: AP-Equiripple

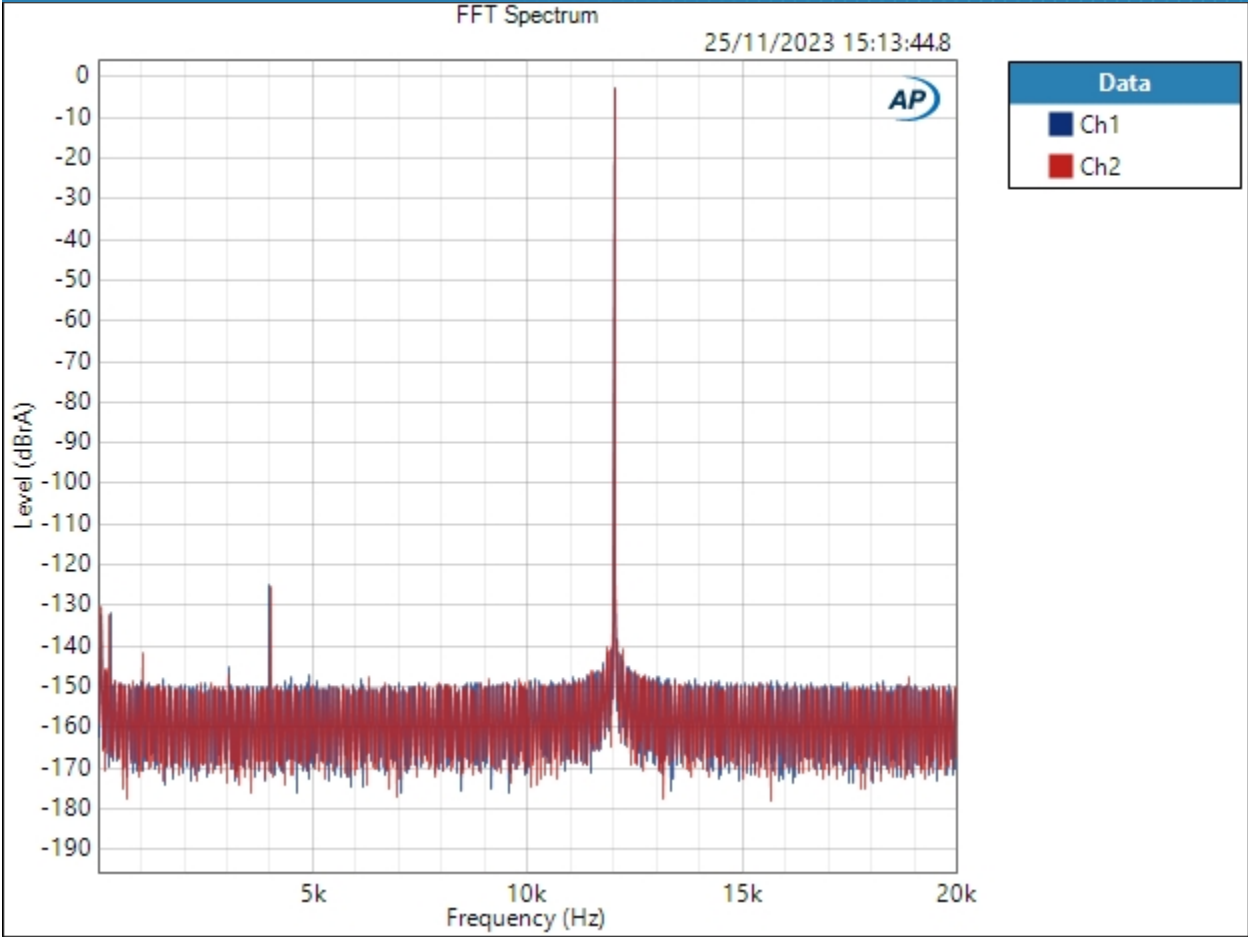
Record Acquisition: False

Recording Type: Multiple Mono PCM (.wav)

FFT Spectrum (25/11/2023 15:13:44.828)



# Sequence Report AP



Result: ✔ PASSED





## Sequence Report



### SIG 5 - Bandwidth (192khz) : Signal Path Setup

Output Connector:	ASIO
Asio Device:	ASIO4ALL v2
Scaling Mode:	Digital
Output Sample Rate:	192.000 kHz
Output Latency:	Auto
Buffer Size:	2048
Clock Source:	Big Ben
Input 1:	Analog Balanced
Measure:	Auto
Channels:	Custom (2 Channels)
Ch1	Data from Ch1, Sensitivity = 0.00 dB, Gain = 0.00 dB
Ch2	Data from Ch2, Sensitivity = 0.00 dB, Gain = 0.00 dB
Input Bandwidth:	AC (<10 Hz) - 90k (192 kHz SR)
Input EQ:	None
Termination:	200 kohm
High Performance Sine Analyzer:	Enabled
Input 2:	None
Device Delay:	0.000 s
• References	
dBr G:	-20.000 dBFS
Shared Frequency Reference:	1.00000 kHz
Analog Input	
dBrA:	4.024 Vrms
dBrB:	4.024 Vrms
dBrA Offset:	0.000 dB
dBrB Offset:	3.000 dB
dB SPL1:	4.024 Vrms
dB SPL2:	4.024 Vrms
dB SPL1 Calibrator Level:	60.000 dB SPL
dB SPL2 Calibrator Level:	50.000 dB SPL



## Sequence Report



dBm (Input Power):	600.0 ohm
W(watts) (Input Power):	8.000 ohm
• DCX	
DCX is not detected.	
• Clocks	
Output Rate:	Track Output SR
Sync Out Level:	3.300 V
Sync Out Polarity:	Normal
Timebase Reference:	Internal
Jitter:	Disabled
• Triggers	
Source:	Off
Input Logic Level:	3.300 V
Edge:	Rising



## Sequence Report



SIG 5 - Bandwidth (192khz) : 90khz Bandwidth

Start Frequency: 20.0000 Hz

Stop Frequency: 90.0000 kHz

Generator Level: -3.000 dBFS

DC Offset: 0.000 D

EQ: None

Pre-Sweep: 500.0 ms

Sweep: 5.000 s

Extend Acquisition By: 500.0 ms

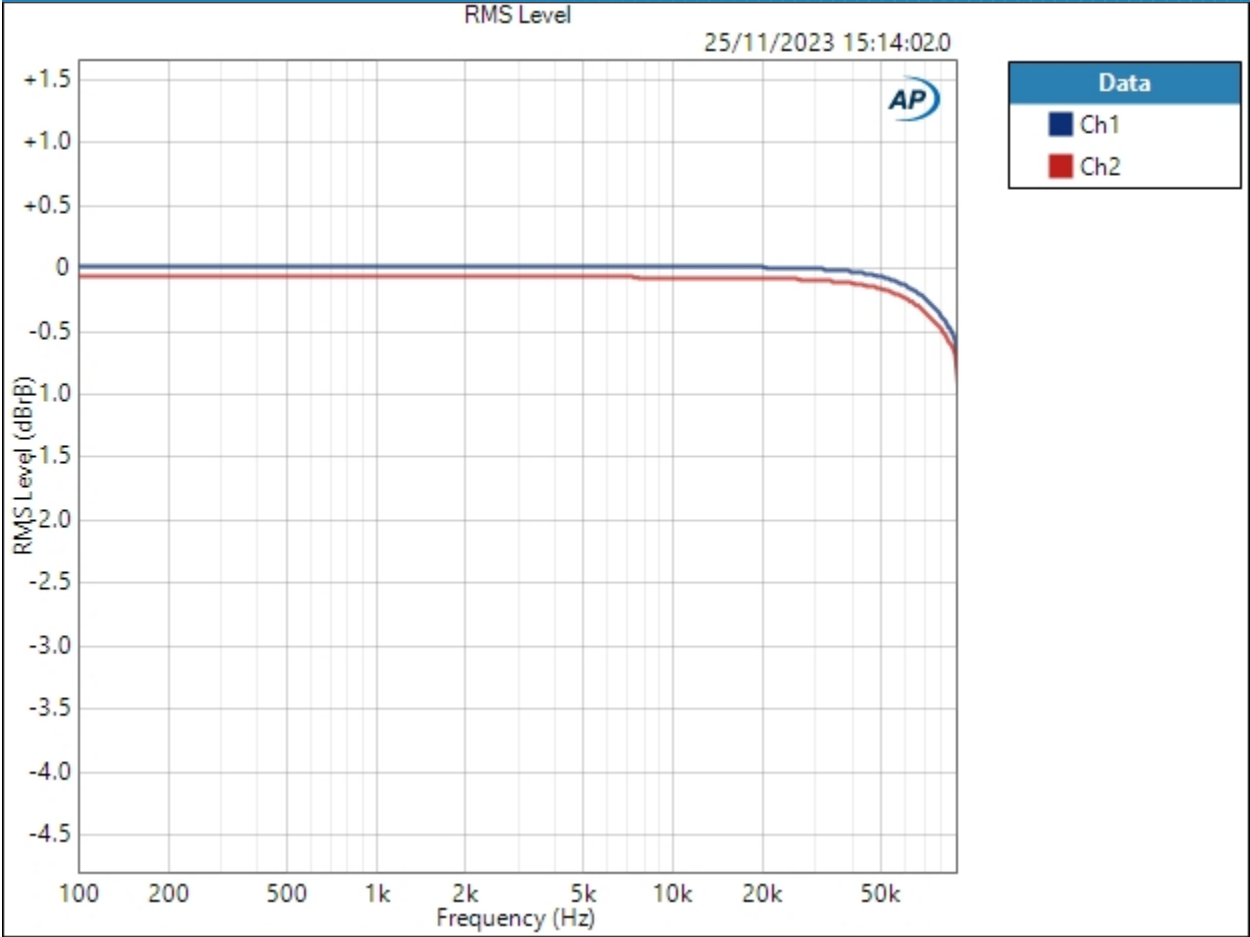
Secondary Source: None

Measured 1 25/11/2023 15:14:02

RMS Level (25/11/2023 15:14:02.030)



# Sequence Report



Result: PASSED



## Sequence Report



### SIG 6 - THD and Phase vs Frequency : Signal Path Setup

Output Connector:	ASIO
Asio Device:	ASIO4ALL v2
Scaling Mode:	Digital
Output Sample Rate:	44.1000 kHz
Output Latency:	Auto
Buffer Size:	2048
Clock Source:	Big Ben
Input 1:	Analog Balanced
Measure:	Auto
Channels:	Custom (2 Channels)
Ch1	Data from Ch1, Sensitivity = 0.00 dB, Gain = 0.00 dB
Ch2	Data from Ch2, Sensitivity = 0.00 dB, Gain = 0.00 dB
Input Bandwidth:	AC (<10 Hz) - 90k (192 kHz SR)
Input EQ:	None
Termination:	200 kohm
High Performance Sine Analyzer:	Enabled
Input 2:	None
Device Delay:	0.000 s
• References	
dBr G:	-20.000 dBFS
Shared Frequency Reference:	1.00000 kHz
Analog Input	
dBrA:	4.024 Vrms
dBrB:	4.024 Vrms
dBrA Offset:	0.000 dB
dBrB Offset:	3.000 dB
dB SPL1:	4.024 Vrms
dB SPL2:	4.024 Vrms
dB SPL1 Calibrator Level:	60.000 dB SPL
dB SPL2 Calibrator Level:	50.000 dB SPL



## Sequence Report



dBm (Input Power):	600.0 ohm
W(watts) (Input Power):	8.000 ohm
• DCX	
DCX is not detected.	
• Clocks	
Output Rate:	Track Output SR
Sync Out Level:	3.300 V
Sync Out Polarity:	Normal
Timebase Reference:	Internal
Jitter:	Disabled
• Triggers	
Source:	Off
Input Logic Level:	3.300 V
Edge:	Rising



## Sequence Report



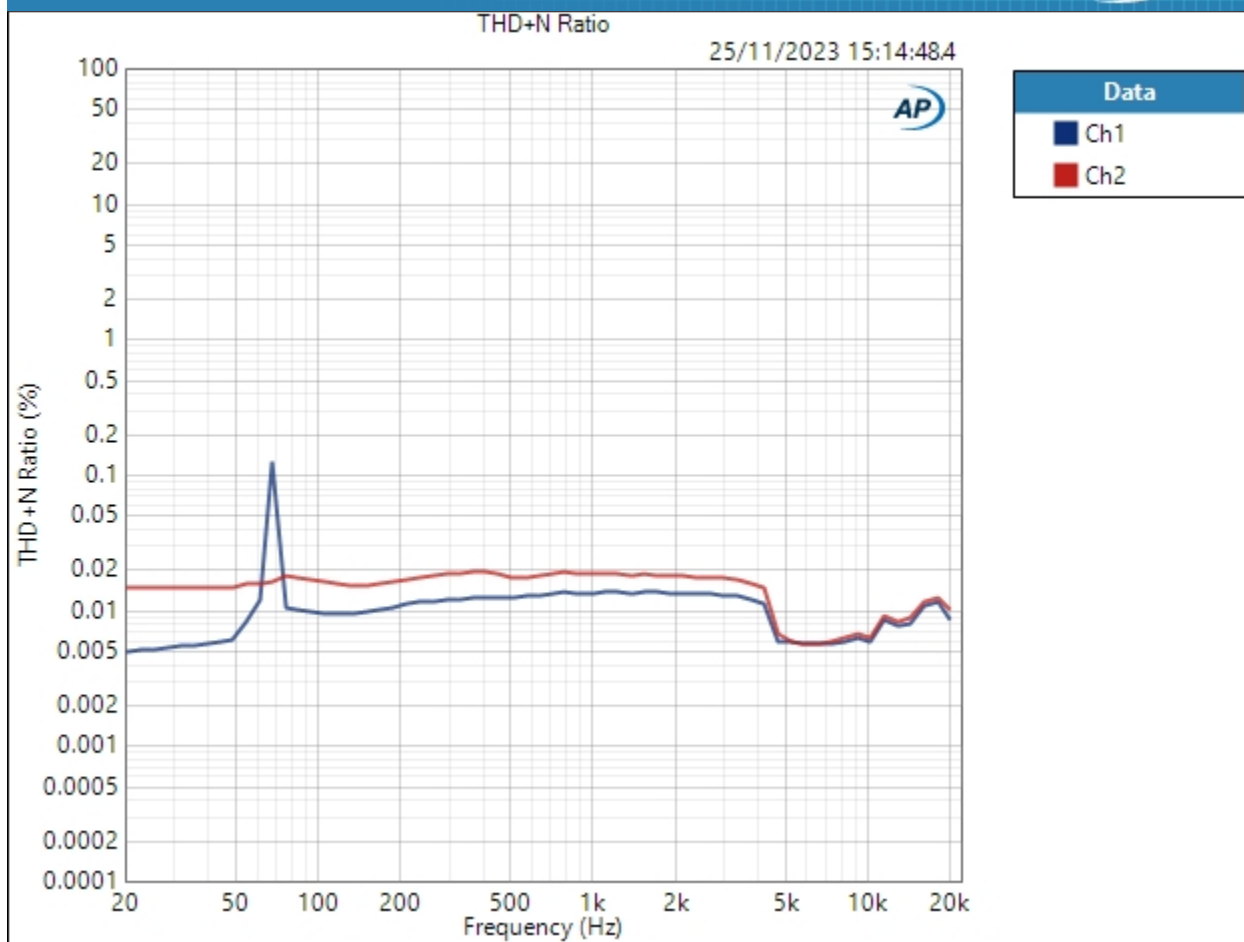
SIG 6 - THD and Phase vs Frequency : THD+N vs frequency (AES 40khz filter)

Waveform:	Sine
Generator Level:	-0.000 dBFS
DC Offset:	0.000 D
EQ:	None
Start Frequency:	22.0059 kHz
Stop Frequency:	20.0000 Hz
Step Type:	Logarithmic
Number of Points:	64
High-pass Filter:	Elliptic
High-pass Frequency:	20 Hz
Low-pass Filter:	Signal Path
Weighting Filter:	Signal Path
Phase Ref Channel:	Ch1
Measured 1	25/11/2023 15:14:48

THD+N Ratio (25/11/2023 15:14:48.464)



# Sequence Report



Result: ✔ PASSED





## Sequence Report



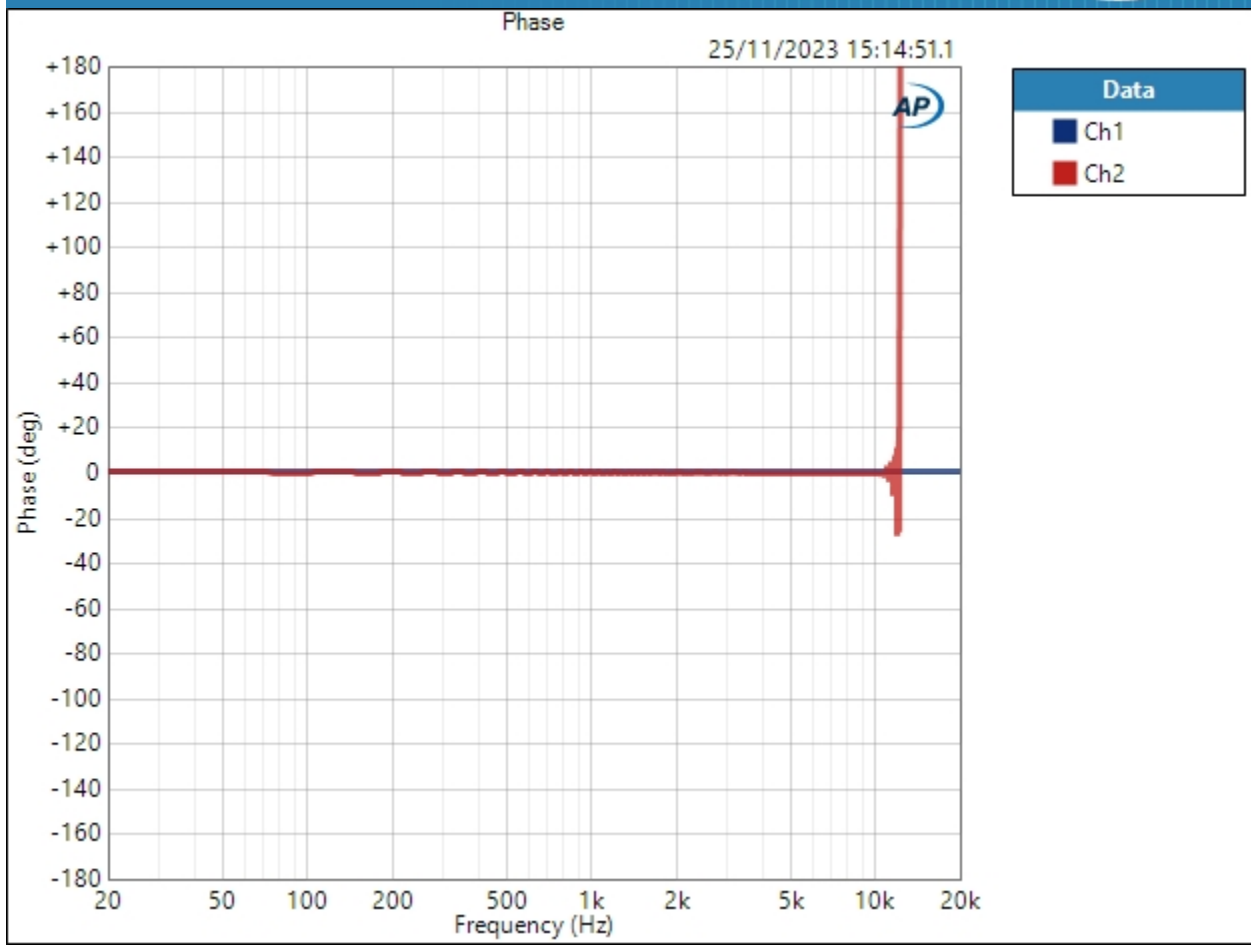
SIG 6 - THD and Phase vs Frequency : Interchannel Phase and Group Delay

Start Frequency: 20.0000 Hz  
Stop Frequency: 20.0000 kHz  
Generator Level: -20.000 dBFS  
DC Offset: 0.000 D  
EQ: None  
Pre-Sweep: 0.000 s  
Sweep: 350.0 ms  
Measured 1 25/11/2023 15:14:51  
Step Type: Log Chirp  
Extend Acquisition By: 50.00 ms  
Crosstalk Type: High speed  
Secondary Source: None

Phase (25/11/2023 15:14:51.158)



# Sequence Report



## Phase Parameters

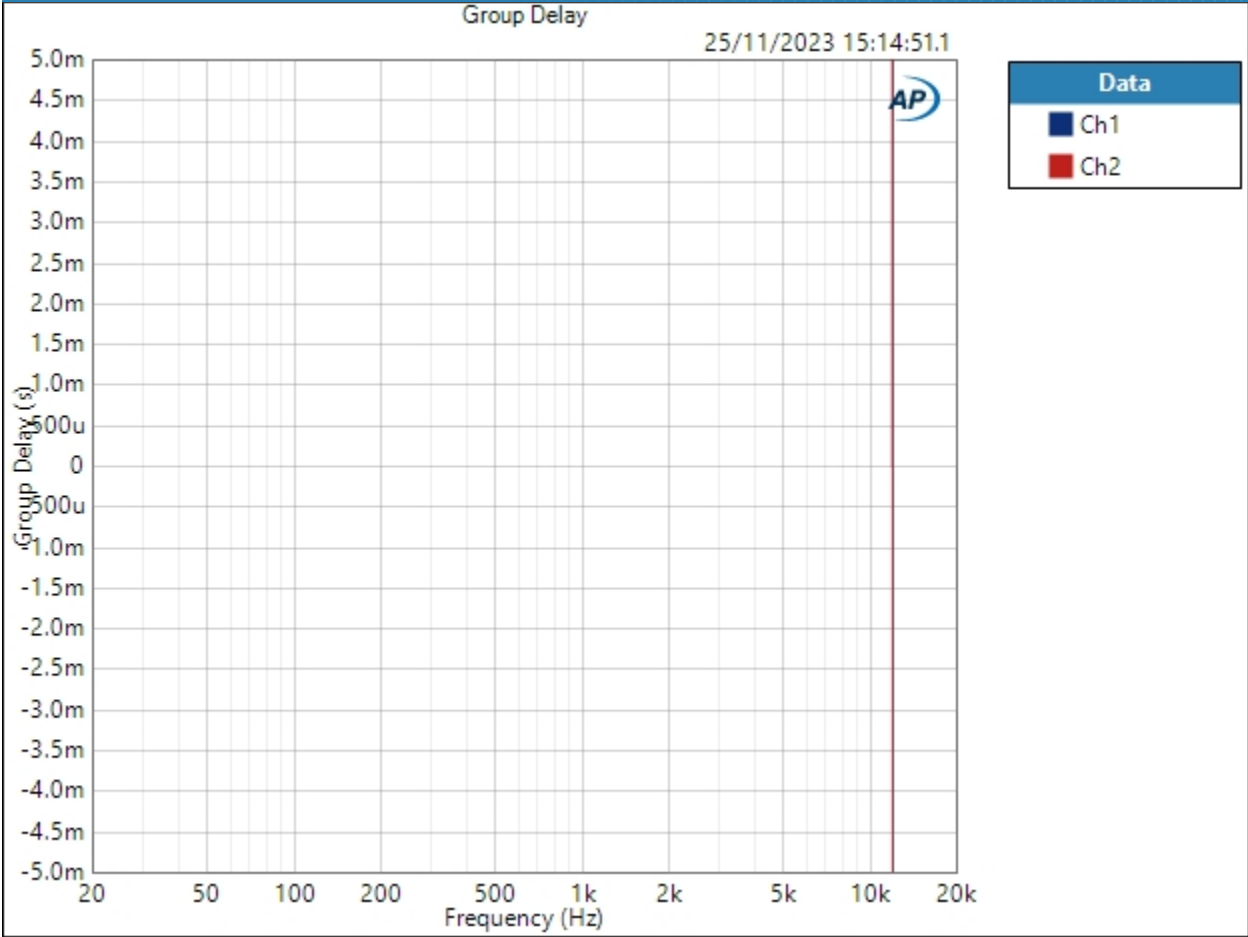
Mode: Relative to Ch1

Result: ✔ PASSED

Group Delay (25/11/2023 15:14:51.158)



# Sequence Report



Result: PASSED



## Sequence Report



### SIG 7 - Wideband and Intersample Overs : Signal Path Setup

Output Connector:	ASIO
Asio Device:	ASIO4ALL v2
Scaling Mode:	Digital
Output Sample Rate:	44.1000 kHz
Output Latency:	Auto
Buffer Size:	2048
Clock Source:	Big Ben
Input 1:	Analog Balanced
Measure:	Auto
Channels:	Auto (2 Channels)
Ch1	Data from Ch1, Sensitivity = 0.00 dB, Gain = 0.00 dB
Ch2	Data from Ch2, Sensitivity = 0.00 dB, Gain = 0.00 dB
Input Bandwidth:	AC (<10 Hz) - 1M (2.496 MHz SR)
Input EQ:	None
Termination:	200 kohm
High Performance Sine Analyzer:	Disabled
Input 2:	None
Device Delay:	0.000 s
• References	
dBr G:	-20.000 dBFS
Shared Frequency Reference:	1.00000 kHz
Analog Input	
dBrA:	4.024 Vrms
dBrB:	4.024 Vrms
dBrA Offset:	0.000 dB
dBrB Offset:	3.000 dB
dB SPL1:	4.024 Vrms
dB SPL2:	4.024 Vrms
dB SPL1 Calibrator Level:	60.000 dB SPL
dB SPL2 Calibrator Level:	50.000 dB SPL



## Sequence Report



dBm (Input Power):	600.0 ohm
W(watts) (Input Power):	8.000 ohm
• DCX	
DCX is not detected.	
• Clocks	
Output Rate:	Track Output SR
Sync Out Level:	3.300 V
Sync Out Polarity:	Normal
Timebase Reference:	Internal
Jitter:	Disabled
• Triggers	
Source:	Off
Input Logic Level:	3.300 V
Edge:	Rising



## Sequence Report



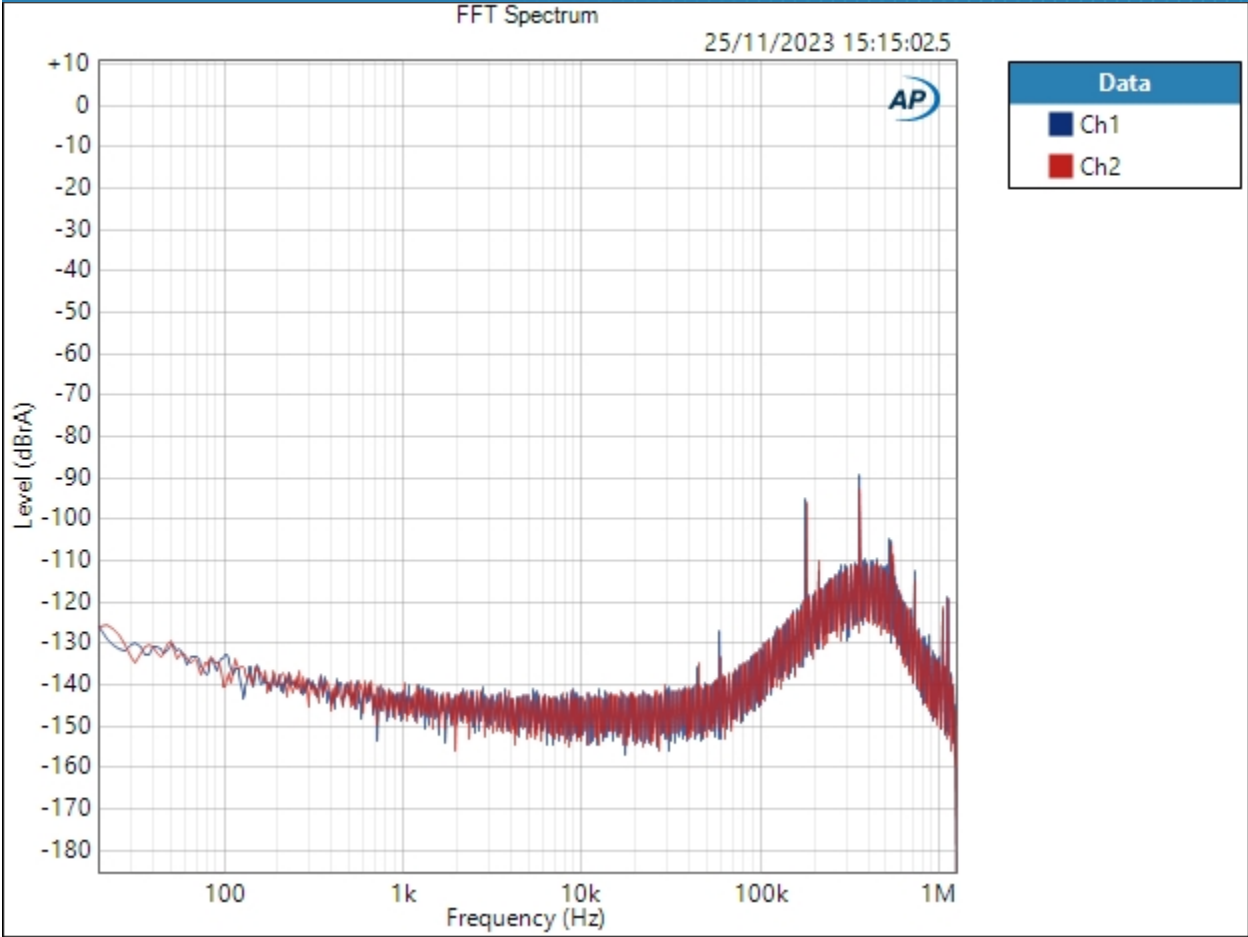
SIG 7 - Wideband and Intersample Overs : Wideband idle noise

Waveform: Sine  
Generator Level:  $-\infty$  dBFS  
DC Offset: 0.000 D  
Frequency: 1.00000 kHz  
Secondary Source: None  
Measured 1: 25/11/2023 15:15:02  
Acquisition Type: Auto  
Trigger: Free Run  
Delay Time: 250.0 ms  
Input Bandwidth: Use Signal Path  
FFT Length: 1248000  
Averaging: Power  
Averages: 6  
Window: AP-Equiripple  
Record Acquisition: False  
Recording Type: Multiple Mono PCM (.wav)

FFT Spectrum (25/11/2023 15:15:02.586)



# Sequence Report AP



Result: ✔ PASSED



## Sequence Report



SIG 7 - Wideband and Intersample Overs : 1khz 0dbfs wideband

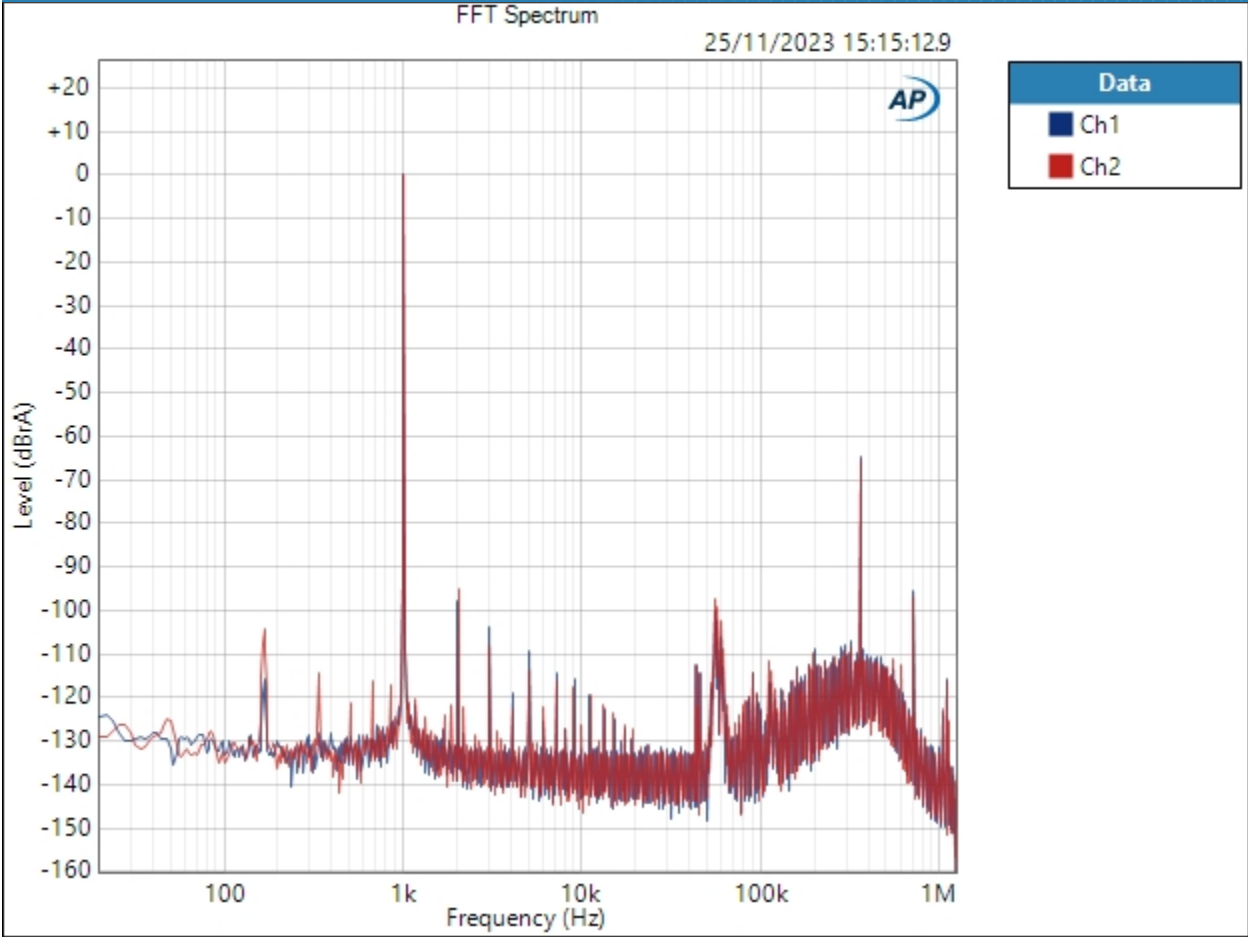
Waveform: Sine  
Generator Level: -0.000 dBFS  
DC Offset: 0.000 D  
Frequency: 1.00000 kHz  
Secondary Source: None  
Measured 1 25/11/2023 15:15:12  
Acquisition Type: Auto  
Trigger: Free Run  
Delay Time: 250.0 ms  
Input Bandwidth: Use Signal Path  
FFT Length: 1248000  
Averaging: Power  
Averages: 6  
Window: AP-Equiripple  
Record Acquisition: False  
Recording Type: Multiple Mono PCM (.wav)

FFT Spectrum (25/11/2023 15:15:12.906)





# Sequence Report AP



Result: ✔ PASSED



## Sequence Report



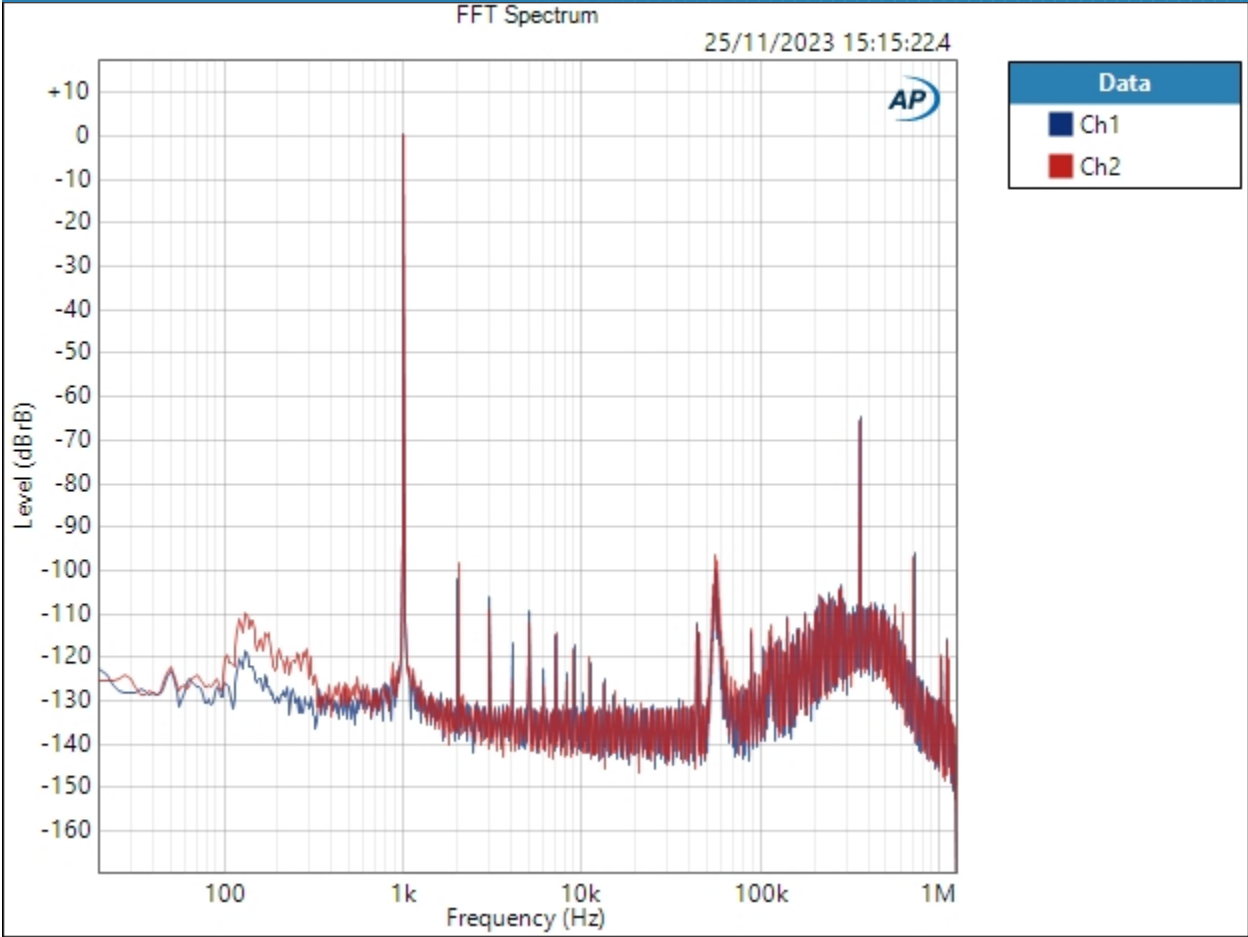
SIG 7 - Wideband and Intersample Overs : 1khz -3dbfs wideband

Waveform: Sine  
Generator Level: -3.000 dBFS  
DC Offset: 0.000 D  
Frequency: 1.00000 kHz  
Secondary Source: None  
Measured 1 25/11/2023 15:15:22  
Acquisition Type: Auto  
Trigger: Free Run  
Delay Time: 250.0 ms  
Input Bandwidth: Use Signal Path  
FFT Length: 1248000  
Averaging: Power  
Averages: 6  
Window: AP-Equiripple  
Record Acquisition: False  
Recording Type: Multiple Mono PCM (.wav)

FFT Spectrum (25/11/2023 15:15:22.486)



# Sequence Report



Result: PASSED



## Sequence Report



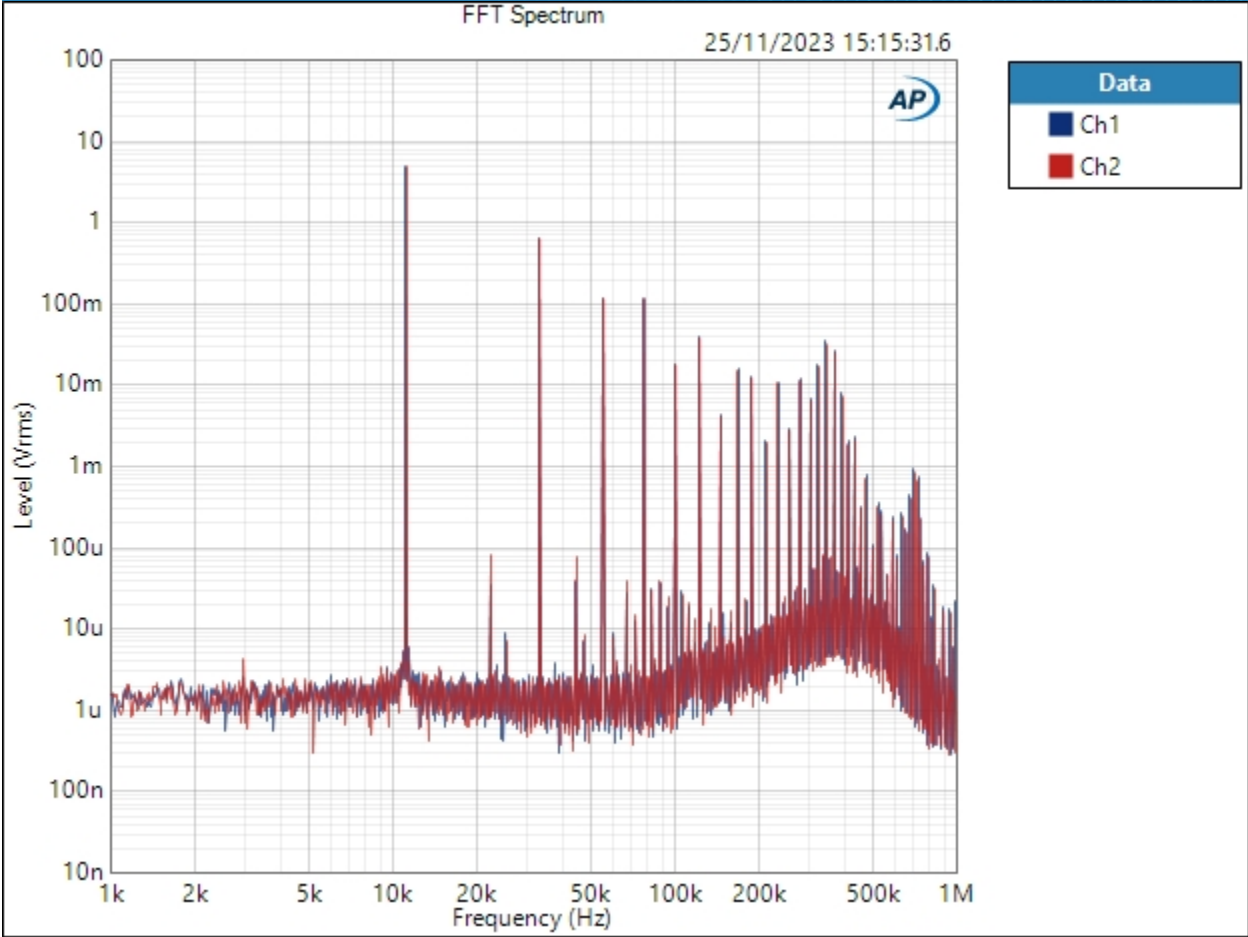
SIG 7 - Wideband and Intersample Overs : Intersample Overs (+3dB)

Waveform: Intersample overs +3dB.wav  
Bit Exact: True  
Start Offset (sec): 0.000 s  
Secondary Source: None  
Measured 1: 25/11/2023 15:15:31  
Acquisition Type: Auto  
Trigger: Free Run  
Delay Time: 1.000 s  
Input Bandwidth: Use Signal Path  
FFT Length: 262144  
Averaging: Power  
Averages: 4  
Window: AP-Equiripple  
Record Acquisition: False  
Recording Type: Multiple Mono PCM (.wav)

FFT Spectrum (25/11/2023 15:15:31.629)



# Sequence Report AP

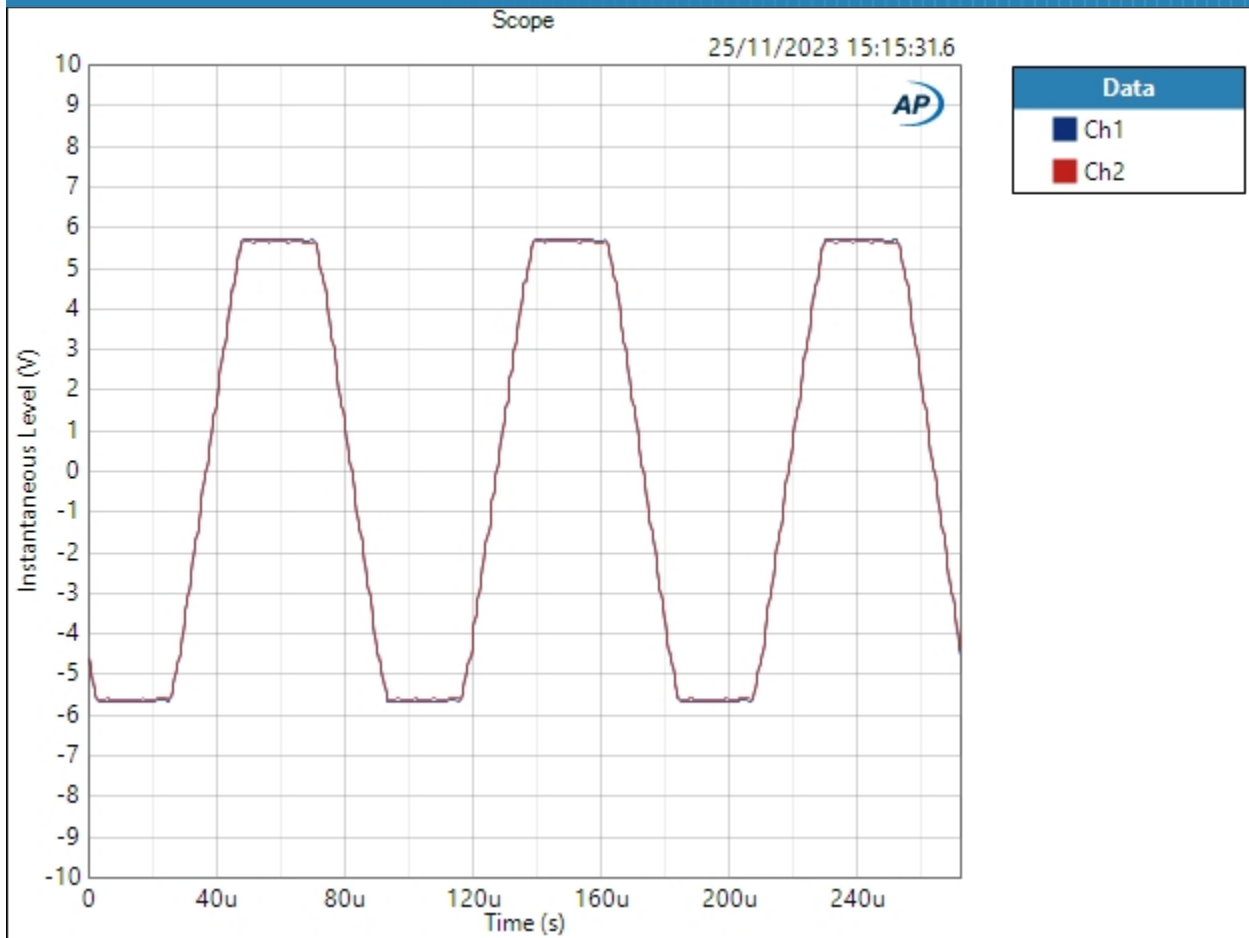


Result: ✔ PASSED

Scope (25/11/2023 15:15:31.629)



## Sequence Report



Scope Parameters

Interpolated: On

Result: PASSED



## Sequence Report



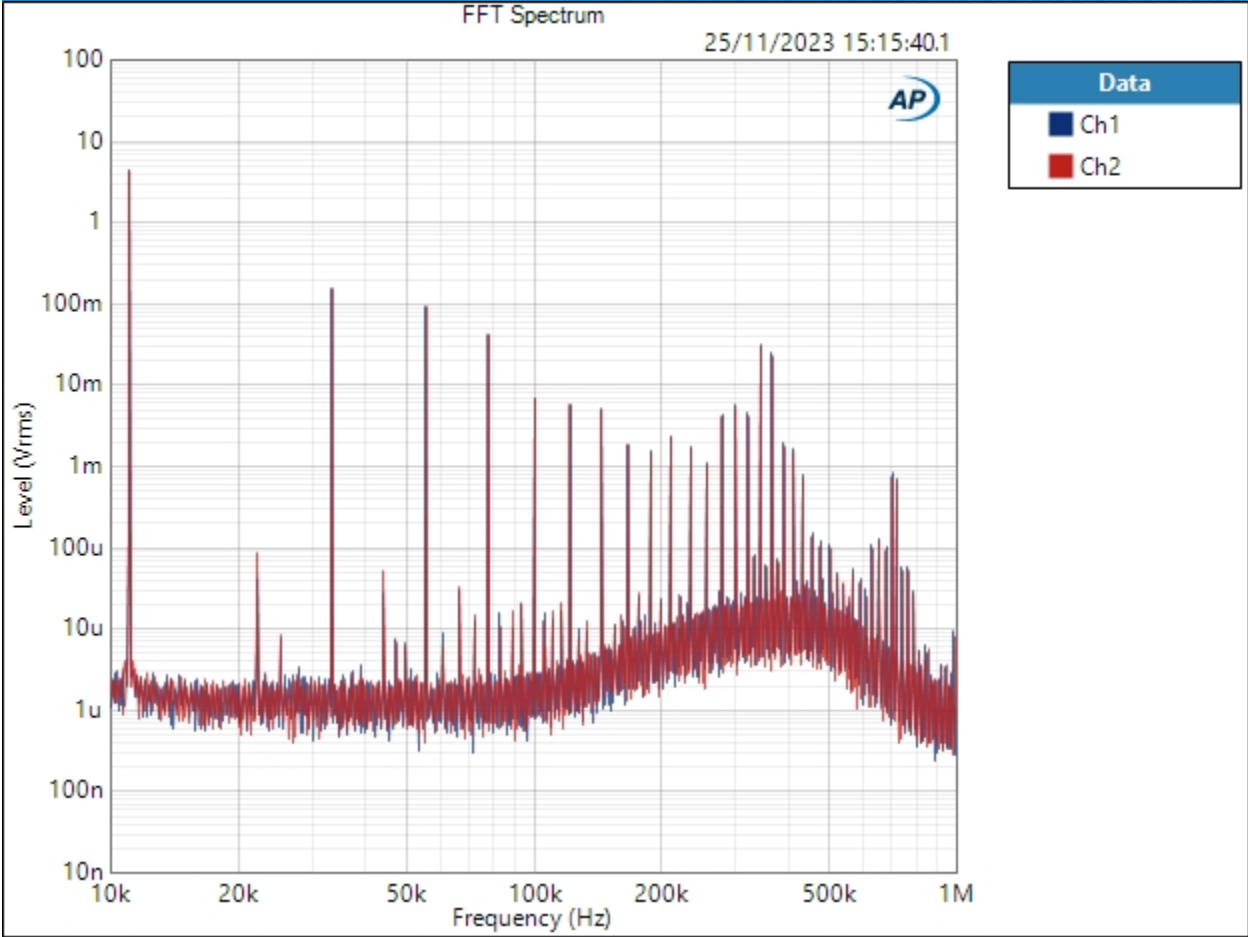
SIG 7 - Wideband and Intersample Overs : Intersample Overs (+1dB)

Waveform: Intersample Overs +1dB.wav  
Bit Exact: True  
Start Offset (sec): 0.000 s  
Secondary Source: None  
Measured 1: 25/11/2023 15:15:40  
Acquisition Type: Auto  
Trigger: Free Run  
Delay Time: 1.000 s  
Input Bandwidth: Use Signal Path  
FFT Length: 262144  
Averaging: Power  
Averages: 4  
Window: AP-Equiripple  
Record Acquisition: False  
Recording Type: Multiple Mono PCM (.wav)

FFT Spectrum (25/11/2023 15:15:40.183)



# Sequence Report AP



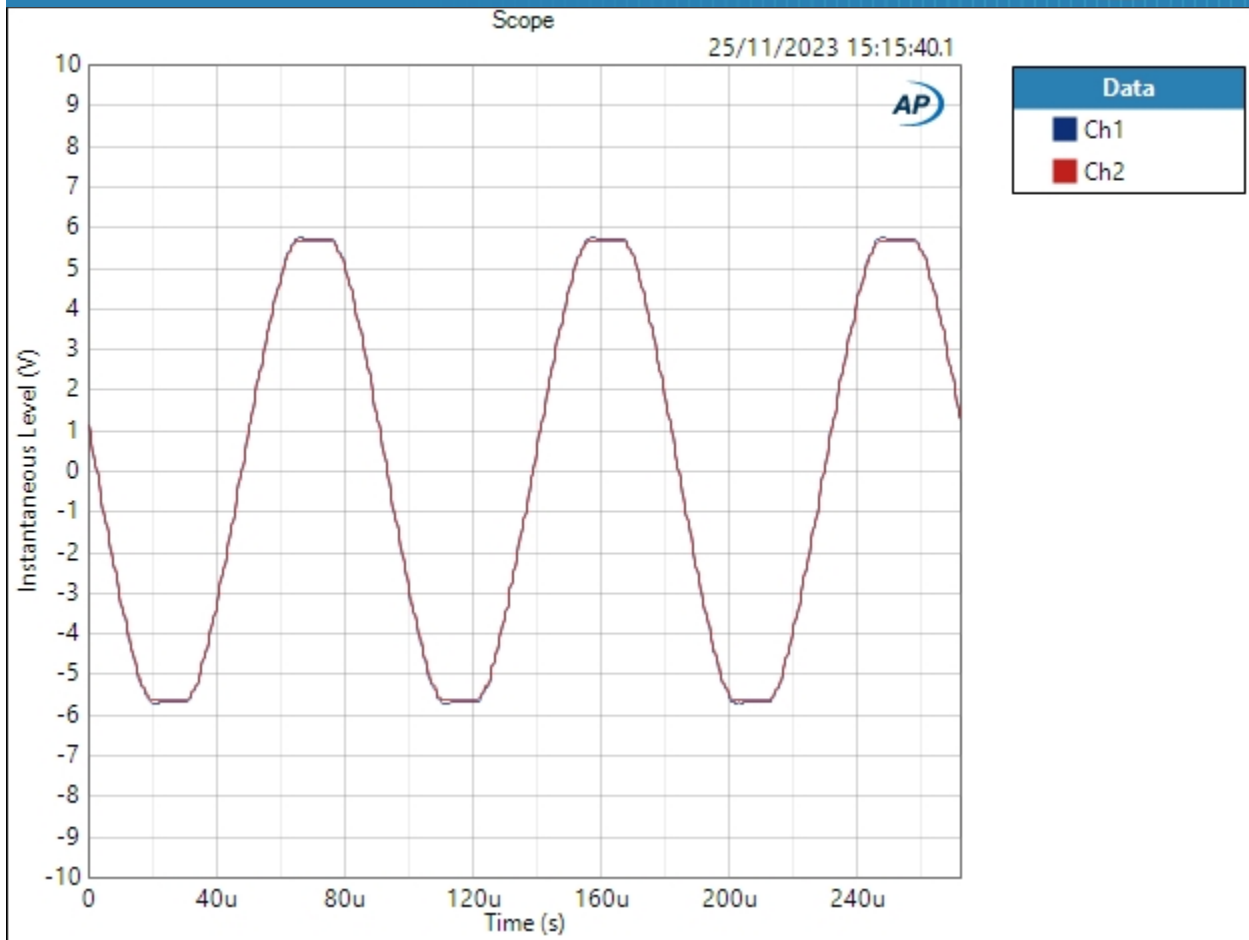
Result: ✔ PASSED

Scope (25/11/2023 15:15:40.183)





## Sequence Report



Scope Parameters

Interpolated: On

Result: PASSED



## Sequence Report



### SIG 8 - Multitone : Signal Path Setup

Output Connector:	ASIO
Asio Device:	ASIO4ALL v2
Scaling Mode:	Digital
Output Sample Rate:	192.000 kHz
Output Latency:	Auto
Buffer Size:	2048
Clock Source:	Big Ben
Input 1:	Analog Balanced
Measure:	Auto
Channels:	Custom (2 Channels)
Ch1	Data from Ch1, Sensitivity = 0.00 dB, Gain = 0.00 dB
Ch2	Data from Ch2, Sensitivity = 0.00 dB, Gain = 0.00 dB
Input Bandwidth:	AC (<10 Hz) - 90k (192 kHz SR)
Input EQ:	None
Termination:	200 kohm
High Performance Sine Analyzer:	Enabled
Input 2:	None
Device Delay:	0.000 s
• References	
dBr G:	-20.000 dBFS
Shared Frequency Reference:	1.00000 kHz
Analog Input	
dBrA:	4.160 Vrms
dBrB:	4.160 Vrms
dBrA Offset:	0.000 dB
dBrB Offset:	3.000 dB
dB SPL1:	4.160 Vrms
dB SPL2:	4.028 Vrms
dB SPL1 Calibrator Level:	60.000 dB SPL
dB SPL2 Calibrator Level:	21.500 dB SPL



## Sequence Report



dBm (Input Power):	600.0 ohm
W(watts) (Input Power):	8.000 ohm
• DCX	
DCX is not detected.	
• Clocks	
Output Rate:	Track Output SR
Sync Out Level:	3.300 V
Sync Out Polarity:	Normal
Timebase Reference:	Internal
Jitter:	Disabled
• Triggers	
Source:	Off
Input Logic Level:	3.300 V
Edge:	Rising



## Sequence Report



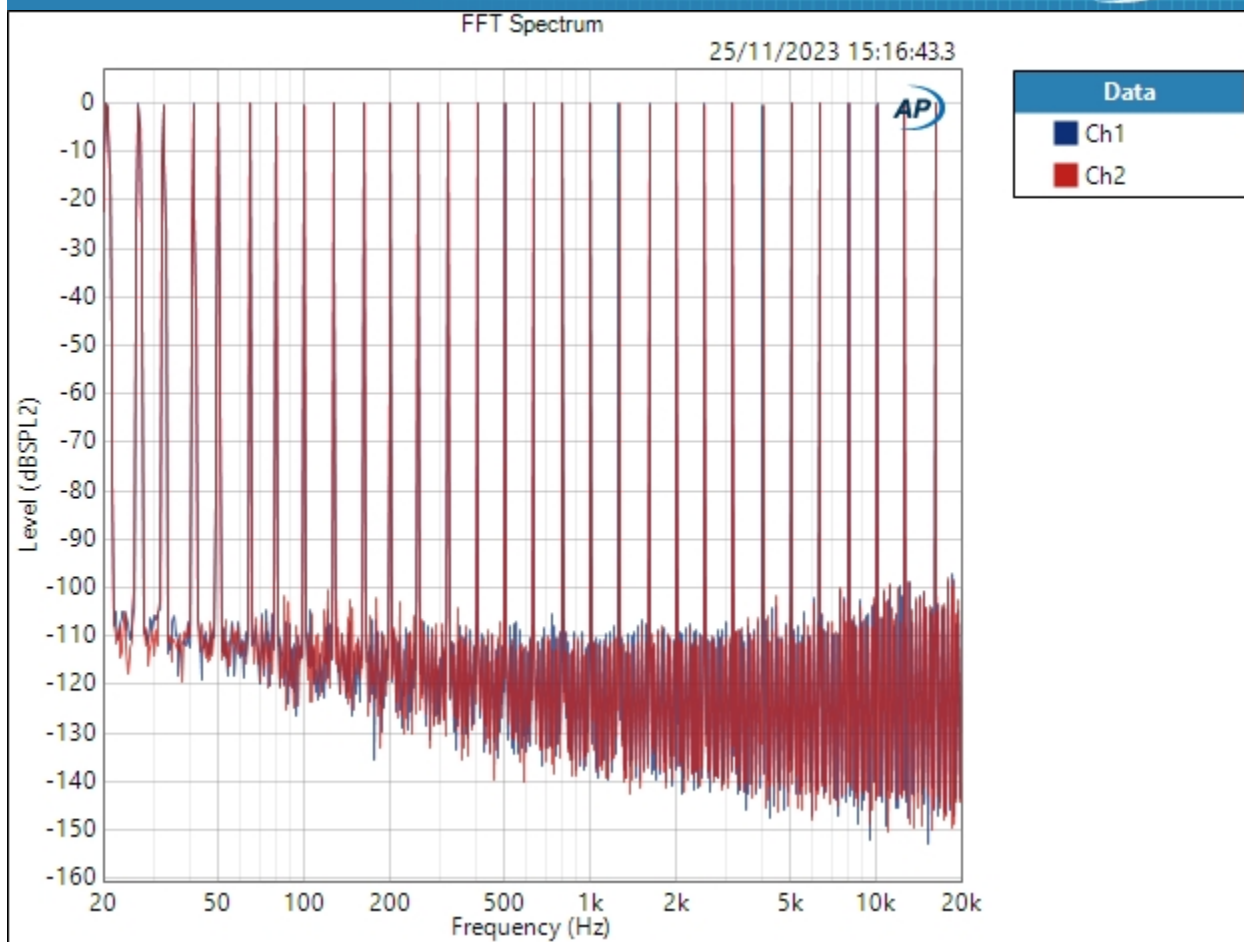
### SIG 8 - Multitone : 32 Tone Test

Waveform: APx555 Multitone 32 192 khz 24 bit.wav  
Bit Exact: True  
Start Offset (sec): 0.000 s  
Secondary Source: None  
Measured 1: 25/11/2023 15:16:43  
Acquisition Type: Auto  
Trigger: Free Run  
Delay Time: 250.0 ms  
Input Bandwidth: Use Signal Path  
FFT Length: 1248000  
Averaging: Power  
Averages: 3  
Window: AP-Equiripple  
Record Acquisition: False  
Recording Type: Multiple Mono PCM (.wav)

FFT Spectrum (25/11/2023 15:16:43.338)



## Sequence Report

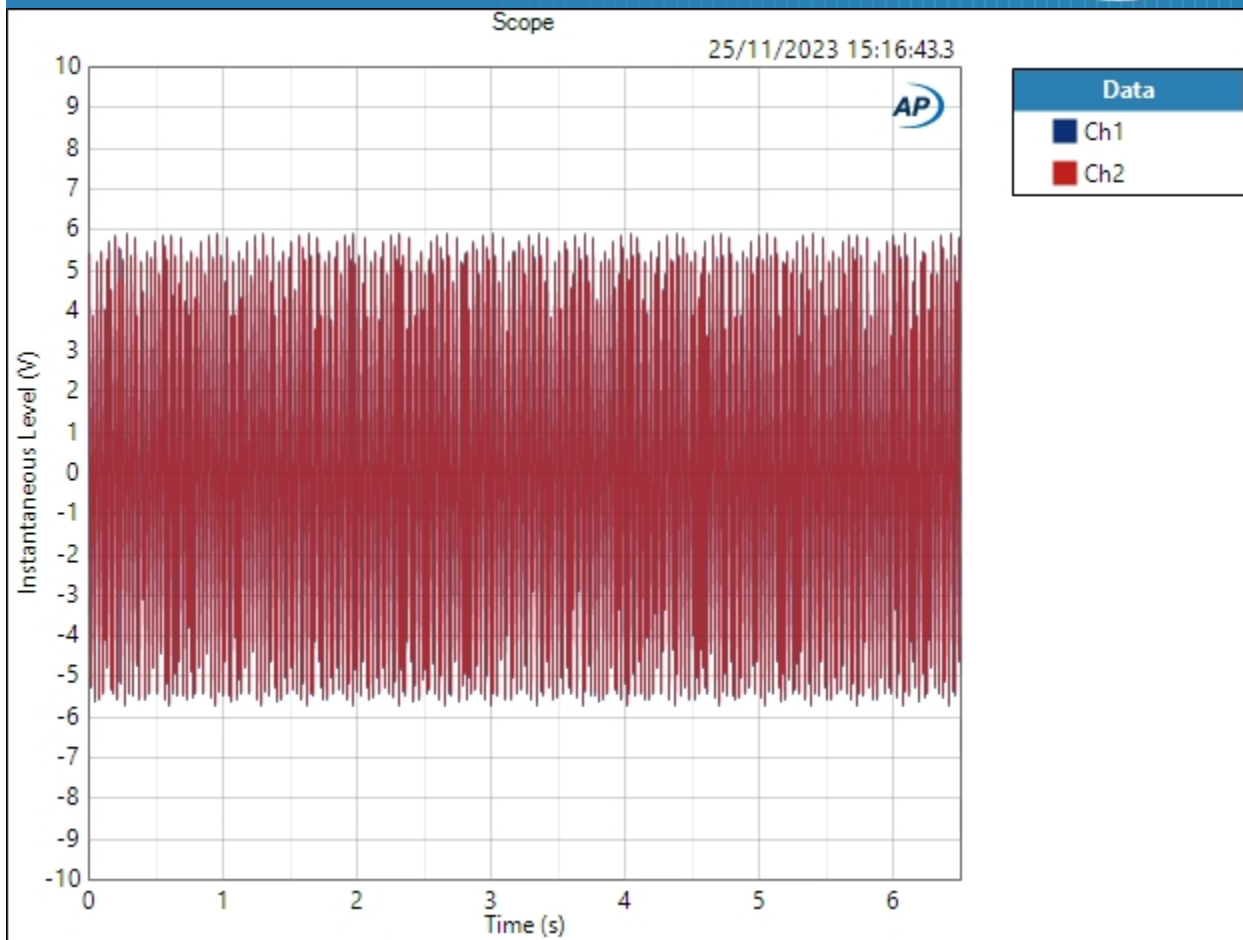


Result: ✔ PASSED

Scope (25/11/2023 15:16:43.338)



## Sequence Report



Scope Parameters

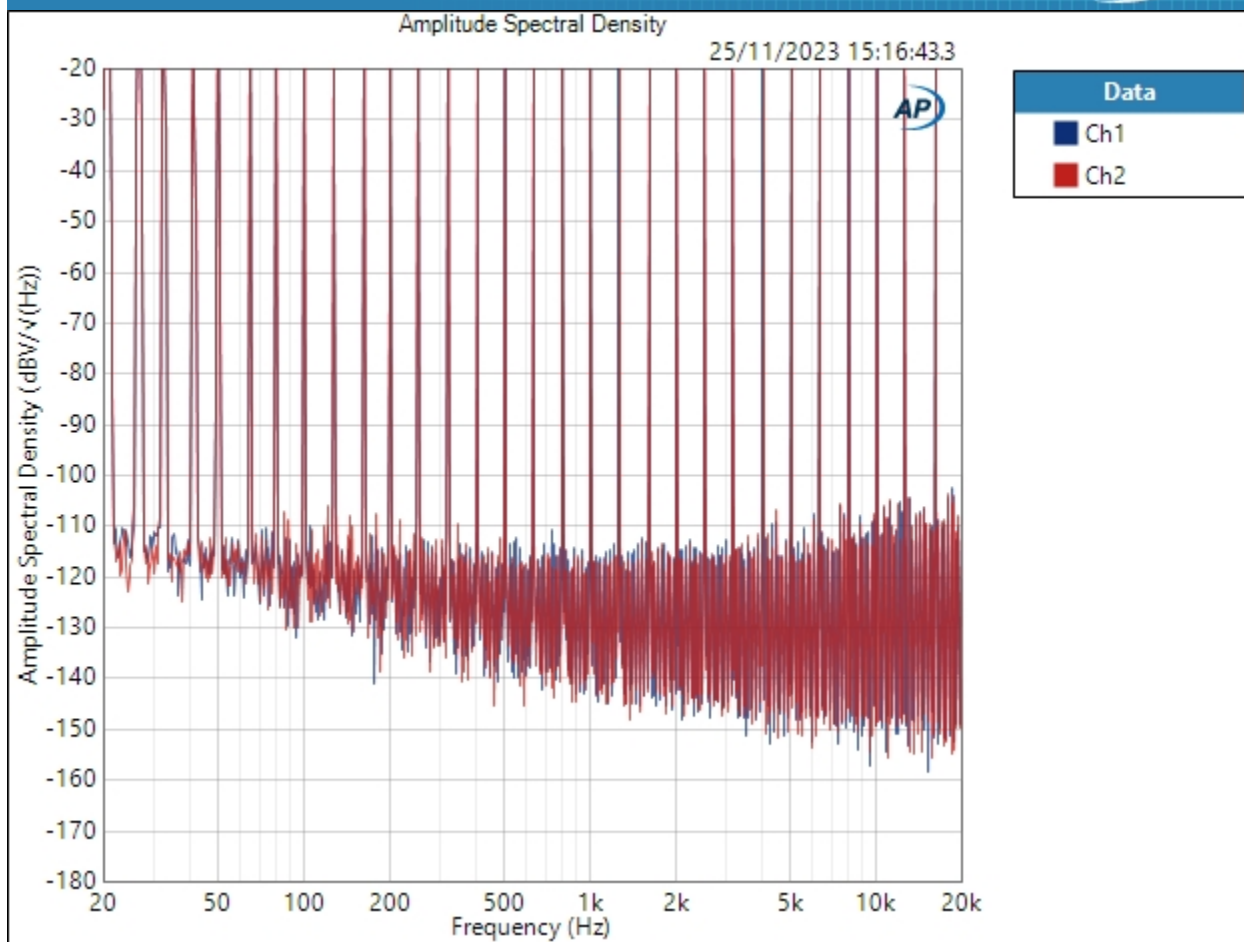
Interpolated: On

Result: PASSED

Amplitude Spectral Density (25/11/2023 15:16:43.338)



## Sequence Report

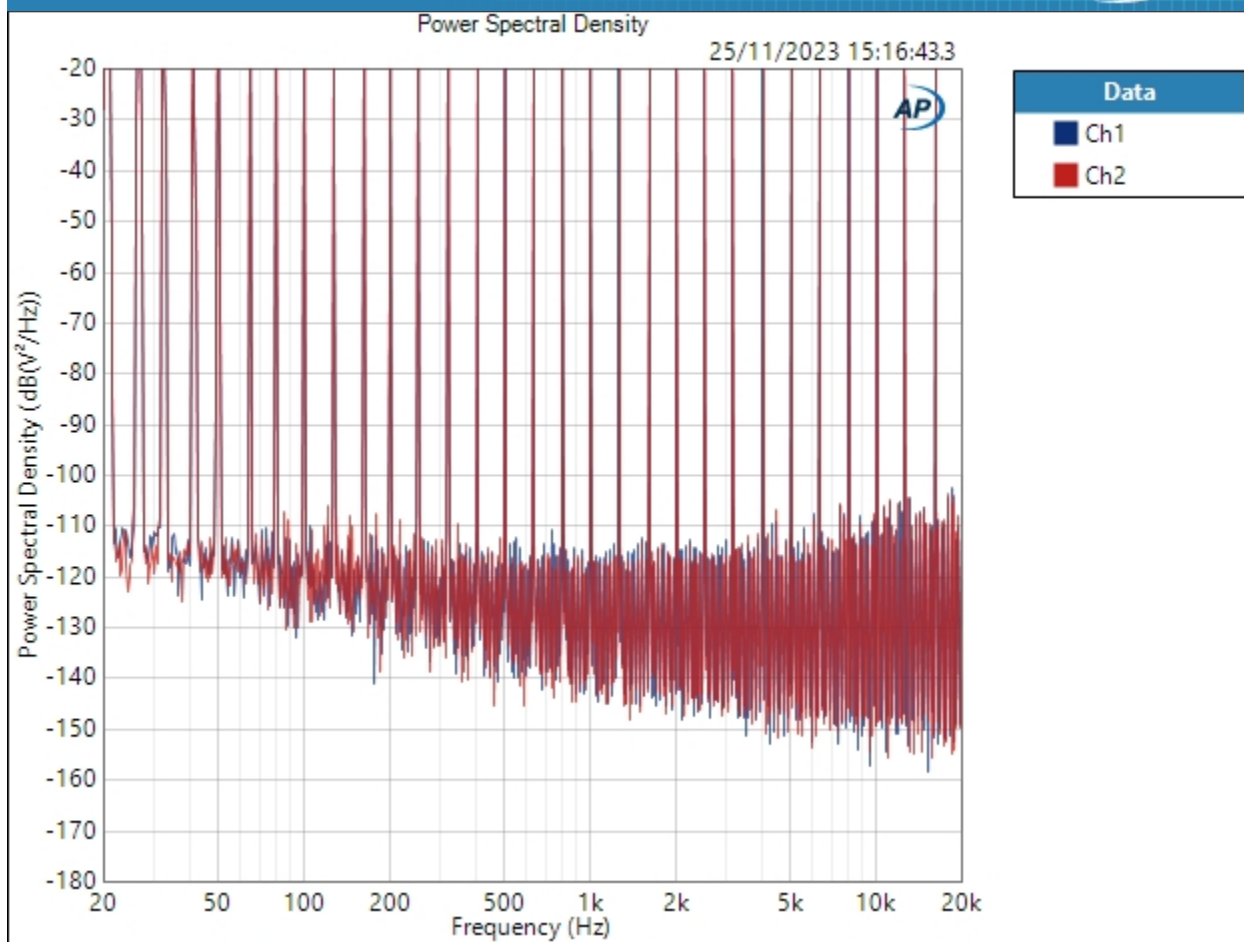


Result: ✔ PASSED

Power Spectral Density (25/11/2023 15:16:43.338)



## Sequence Report



Result: PASSED