



Sequence Report



Pre-Sequence Inputs:

ID: iDSD Diablo Bal 32 Ohm

Summary

SIG 1 - Scope Views (44.1khz)

1khz Tone View	✓ PASSED
15khz Tone View	✓ PASSED
-90.31dBFS 1khz 16 bit undithered sine (96khz Bandwidth)	✓ PASSED
-90.31dBFS 1khz 16 bit dithered sine (96khz Bandwidth)	✓ PASSED
-90.31dBFS 1khz 24 bit undithered sine (96khz Bandwidth)	✓ PASSED
-90.31dBFS 1khz 24 bit dithered sine (96khz Bandwidth)	✓ PASSED
20hz-90khz Noise RMS Level	✓ PASSED

SIG 1.5 - Scope Views (44.1khz)

1khz Tone View	✓ PASSED
15khz Tone View	✓ PASSED
-90.31dBFS 1khz undithered 16b sine (1Mhz bandwidth)	✓ PASSED
-90.31dBFS 1khz dithered 16b sine (1Mhz bandwidth)	✓ PASSED
-90.31dBFS 1khz undithered 24b sine (1Mhz bandwidth)	✓ PASSED
-90.31dBFS 1khz dithered 24b sine (1Mhz bandwidth)	✓ PASSED
1Mhz RMS Noise Level	✓ PASSED

SIG 2 - Main Measurements (44.1khz)

Output Level (Vrms)	✓ PASSED
Frequency Response (Audible Band)	✓ PASSED
20hz-20khz Noise RMS Level	✓ PASSED
Idle Noise FFT	✓ PASSED
1khz FFT (0dbfs)	✓ PASSED
1khz FFT (-3dbfs)	✓ PASSED
50khz FFT (0dbfs)	✓ PASSED
50hz FFT (-3dbfs)	✓ PASSED
Effective Number of Bits 0dbfs	✓ PASSED
Effective Number of Bits -3dbfs	✓ PASSED
THD+N 0dbfs	✓ PASSED
THD+N -3dbfs	✓ PASSED
THD+N/Frequency	✓ PASSED
Dynamic Range - AES17	✓ PASSED

Signal to Noise Ratio	✔ PASSED
IMD (SMPTE)	✔ PASSED
50hz/7khz IMD SMPTE FFT	✔ PASSED
IMD Level Sweep (SMPTE)	✔ PASSED
Linearity	✔ PASSED
Linearity (No Bandpass)	✔ PASSED
Crosstalk Sweep, One Channel Driven	✔ PASSED
DC Offset (active)	✔ PASSED
DC Offset (idle)	✔ PASSED
SIG 3 - 44.1khz Jitter	
44.1khz J-Test (Jitter)	✔ PASSED
SIG 4 - 48khz Jitter	
48khz J-Test (Jitter)	✔ PASSED
SIG 5 - Bandwidth (192khz)	
90khz Bandwidth	✔ PASSED
SIG 6 - THD and Phase vs Frequency	
THD+N vs frequency (AES 40khz filter)	✔ PASSED
Interchannel Phase and Group Delay	✔ PASSED
SIG 7 - Wideband and Intersample Overs	
Wideband idle noise	✔ PASSED
1khz 0dbfs wideband	✔ PASSED
1khz -3dbfs wideband	✔ PASSED
Intersample Overs (+3dB)	✔ PASSED
Intersample Overs (+1dB)	✔ PASSED
SIG 8 - Multitone	
32 Tone Test	✔ PASSED
Sequence Result:	
Sequence Result:	✔ PASSED



Sequence Report



SIG 1 - Scope Views (44.1kHz) : Signal Path Setup

Output Connector:	ASIO
Asio Device:	ASIO4ALL v2
Scaling Mode:	Digital
Output Sample Rate:	44.1000 kHz
Output Latency:	Auto
Buffer Size:	1024
Clock Source:	Big Ben
Input 1:	Analog Balanced
Measure:	Auto
Channels:	Auto (2 Channels)
Ch1	Data from Ch1, Sensitivity = 0.00 dB, Gain = 0.00 dB
Ch2	Data from Ch2, Sensitivity = 0.00 dB, Gain = 0.00 dB
Input Bandwidth:	AC (<10 Hz) - 90k (192 kHz SR)
Input EQ:	None
Termination:	200 kohm
High Performance Sine Analyzer:	Disabled
Input 2:	None
Device Delay:	0.000 s
• References	
dBr G:	-20.000 dBFS
Shared Frequency Reference:	1.00000 kHz
Analog Input	
dBrA:	4.095 Vrms
dBrB:	4.095 Vrms
dBrA Offset:	0.000 dB
dBrB Offset:	3.000 dB
dB SPL1:	4.095 Vrms
dB SPL2:	4.095 Vrms
dB SPL1 Calibrator Level:	60.000 dB SPL



Sequence Report



dB SPL2 Calibrator Level:	50.000 dB SPL
dBm (Input Power):	600.0 ohm
W(watts) (Input Power):	8.000 ohm
• DCX	
DCX is not detected.	
• Clocks	
Output Rate:	Track Output SR
Sync Out Level:	3.300 V
Sync Out Polarity:	Normal
Timebase Reference:	Internal
Jitter:	Disabled
• Triggers	
Source:	Off
Input Logic Level:	3.300 V
Edge:	Rising



Sequence Report



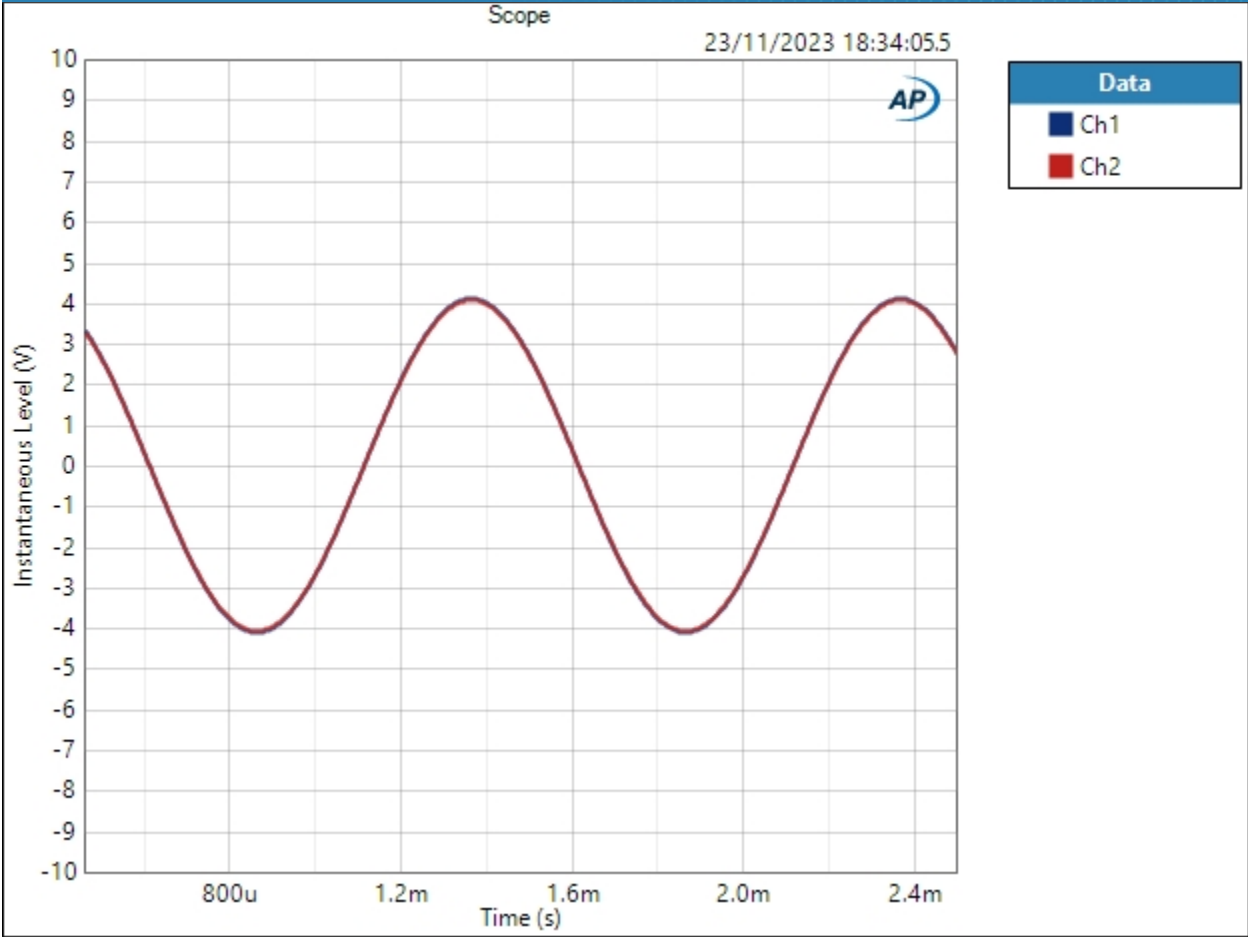
SIG 1 - Scope Views (44.1kHz) : 1kHz Tone View

Waveform: Sine
Generator Level: -3.000 dBFS
DC Offset: 0.000 D
Frequency: 1.00000 kHz
Secondary Source: None
Measured 1: 23/11/2023 18:34:05
Acquisition Type: Auto
Trigger: Free Run
Delay Time: 250.0 ms
Input Bandwidth: Use Signal Path
FFT Length: 262144
Averaging: Power
Averages: 1
Window: AP-Equiripple
Record Acquisition: False
Recording Type: Multiple Mono PCM (.wav)

Scope (23/11/2023 18:34:05.559)



Sequence Report AP



Scope Parameters

Interpolated: On

Result: ✔ PASSED



Sequence Report



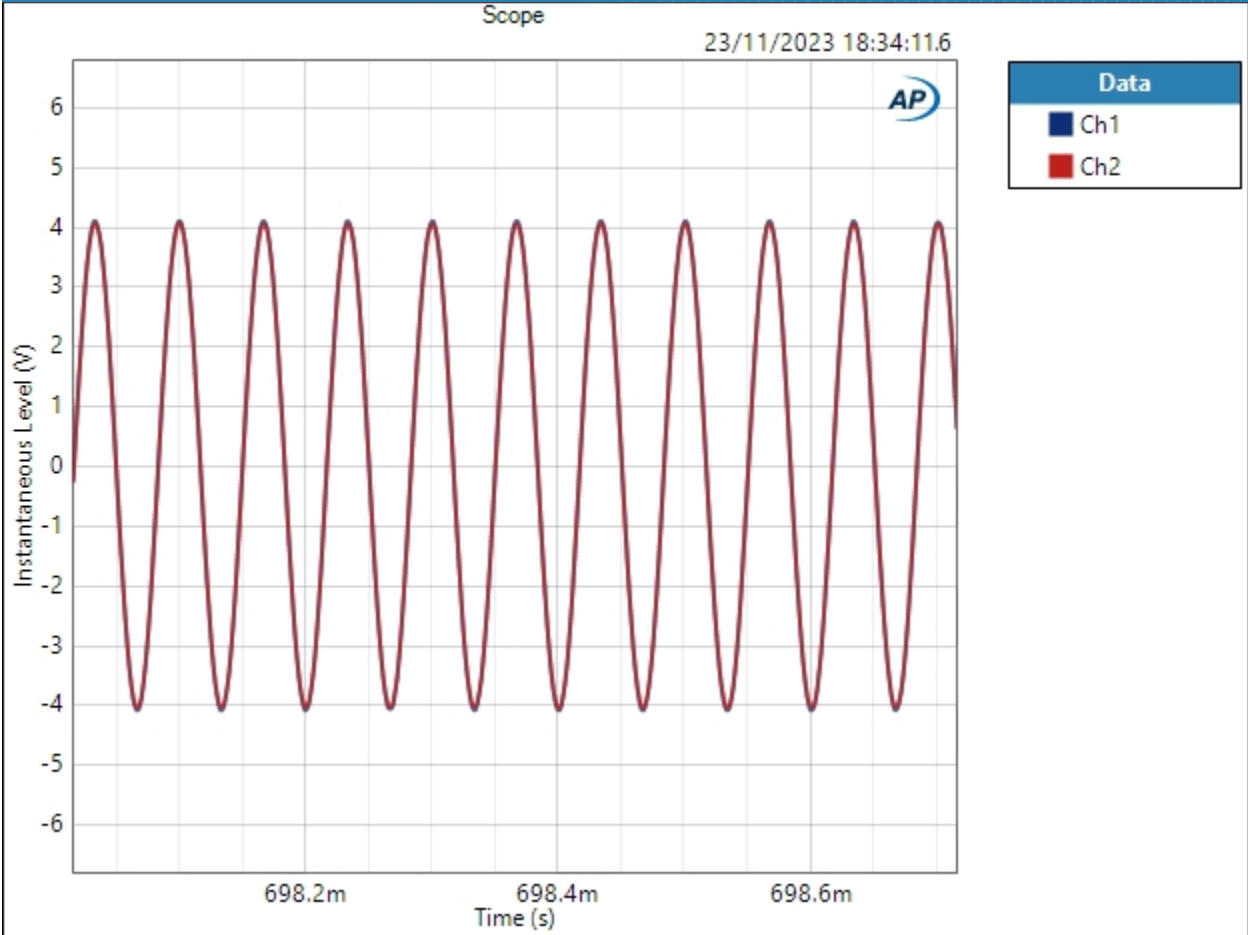
SIG 1 - Scope Views (44.1kHz) : 15kHz Tone View

Waveform: Sine
Generator Level: -3.000 dBFS
DC Offset: 0.000 D
Frequency: 15.0000 kHz
Secondary Source: None
Measured 1: 23/11/2023 18:34:11
Acquisition Type: Auto
Trigger: Free Run
Delay Time: 250.0 ms
Input Bandwidth: Use Signal Path
FFT Length: 262144
Averaging: Power
Averages: 1
Window: AP-Equiripple
Record Acquisition: False
Recording Type: Multiple Mono PCM (.wav)

Scope (23/11/2023 18:34:11.603)



Sequence Report



Scope Parameters

Interpolated: On

Result: PASSED



Sequence Report



SIG 1 - Scope Views (44.1kHz) : -90.31dBFS 1kHz 16 bit undithered sine (96kHz Bandwidth)

Waveform: 1kHz -90.31dB undithered 16b sine.wav

Bit Exact: True

Start Offset (sec): 0.000 s

Secondary Source: None

Measured 1 23/11/2023 18:34:18

Acquisition Type: Auto

Trigger: Free Run

Delay Time: 250.0 ms

Input Bandwidth: Use Signal Path

FFT Length: 262144

Averaging: Power

Averages: 1

Window: AP-Equiripple

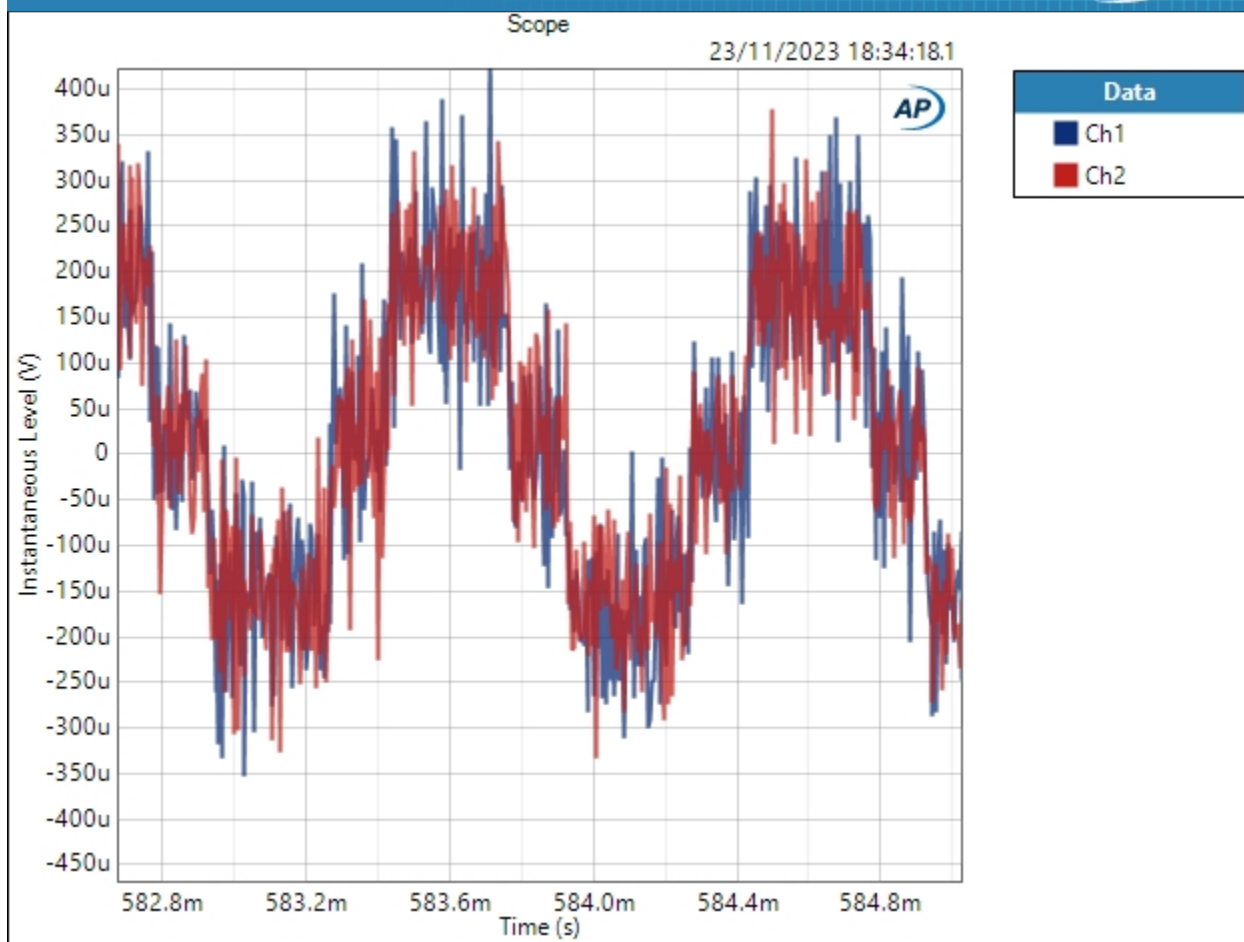
Record Acquisition: False

Recording Type: Multiple Mono PCM (.wav)

Scope (23/11/2023 18:34:18.182)



Sequence Report



Scope Parameters

Interpolated: On

Result: PASSED



Sequence Report



SIG 1 - Scope Views (44.1kHz) : -90.31dBFS 1kHz 16 bit dithered sine (96kHz Bandwidth)

Waveform: 1kHz -90.31dB dithered 16b sine.wav

Bit Exact: True

Start Offset (sec): 0.000 s

Secondary Source: None

Measured 1 23/11/2023 18:34:24

Acquisition Type: Auto

Trigger: Free Run

Delay Time: 250.0 ms

Input Bandwidth: Use Signal Path

FFT Length: 262144

Averaging: Power

Averages: 1

Window: AP-Equiripple

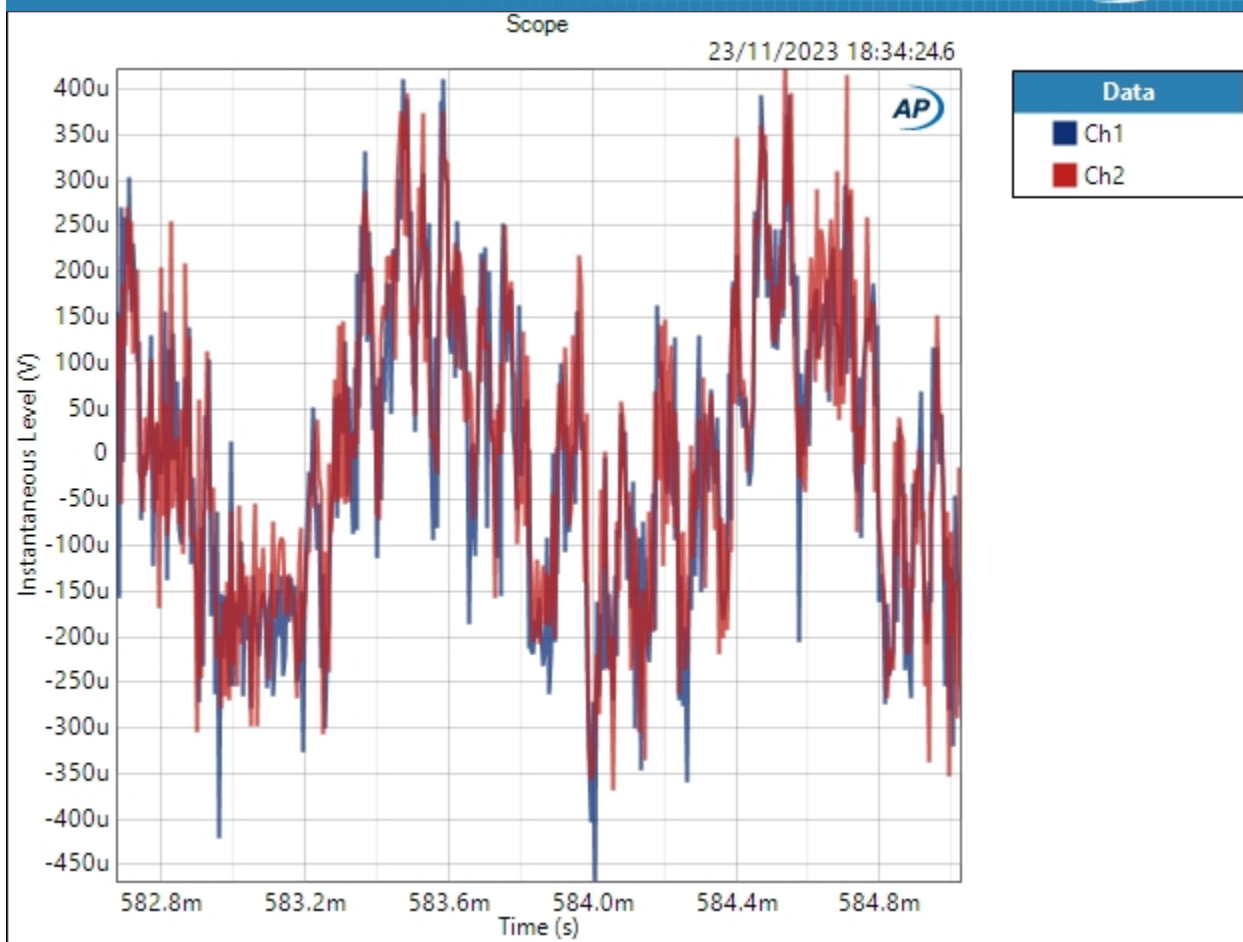
Record Acquisition: False

Recording Type: Multiple Mono PCM (.wav)

Scope (23/11/2023 18:34:24.697)



Sequence Report



Scope Parameters

Interpolated: On

Result: PASSED



Sequence Report



SIG 1 - Scope Views (44.1kHz) : -90.31dBFS 1kHz 24 bit undithered sine (96kHz Bandwidth)

Waveform: 1kHz -90.31dB undithered 24b sine.wav

Bit Exact: True

Start Offset (sec): 0.000 s

Secondary Source: None

Measured 1 23/11/2023 18:34:31

Acquisition Type: Auto

Trigger: Free Run

Delay Time: 250.0 ms

Input Bandwidth: Use Signal Path

FFT Length: 262144

Averaging: Power

Averages: 1

Window: AP-Equiripple

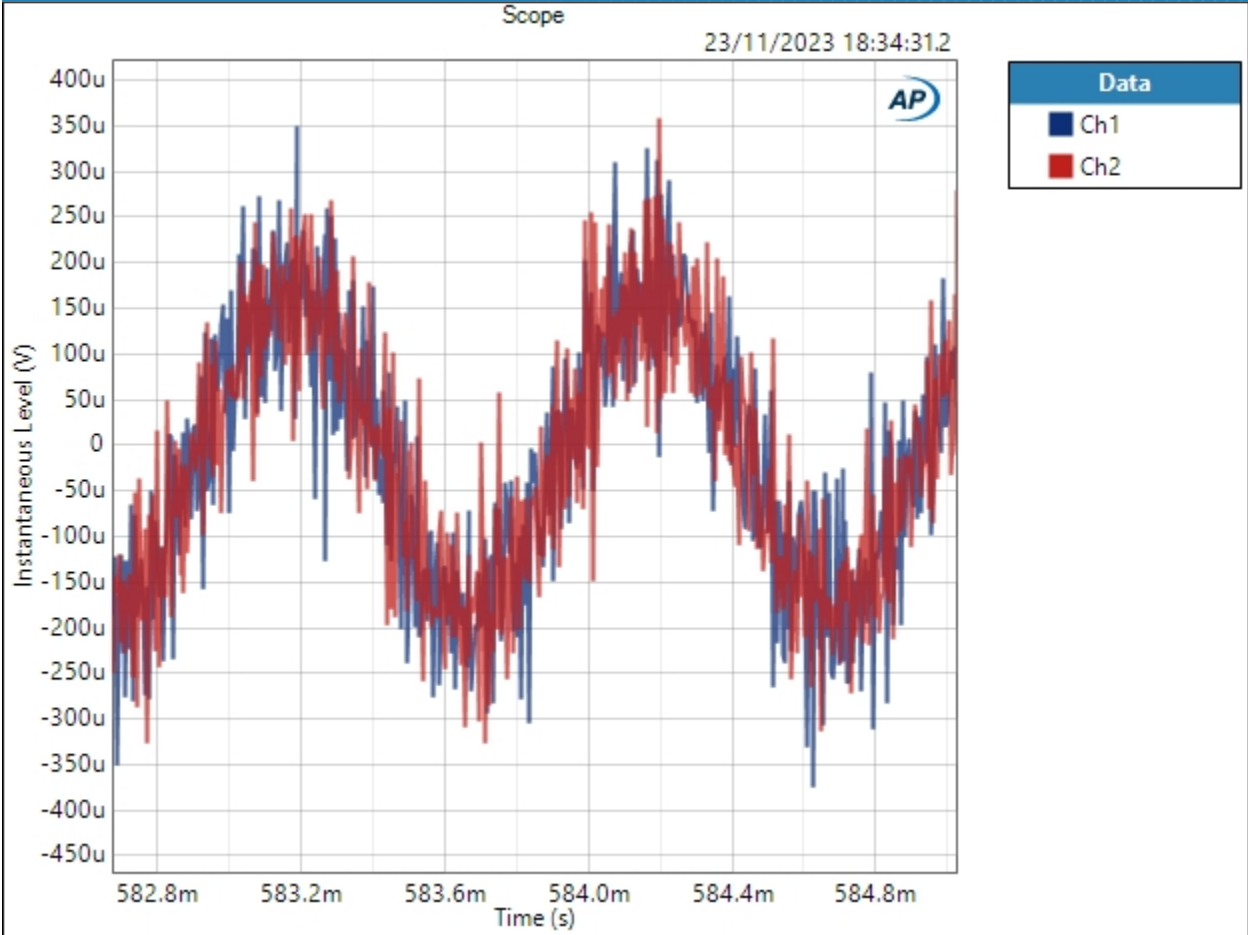
Record Acquisition: False

Recording Type: Multiple Mono PCM (.wav)

Scope (23/11/2023 18:34:31.214)



Sequence Report AP



Scope Parameters

Interpolated: On

Result: ✔ PASSED



Sequence Report



SIG 1 - Scope Views (44.1kHz) : -90.31dBFS 1kHz 24 bit dithered sine (96kHz Bandwidth)

Waveform: 1kHz -90.31dB dithered 24b sine.wav

Bit Exact: True

Start Offset (sec): 0.000 s

Secondary Source: None

Measured 1 23/11/2023 18:34:37

Acquisition Type: Auto

Trigger: Free Run

Delay Time: 250.0 ms

Input Bandwidth: Use Signal Path

FFT Length: 262144

Averaging: Power

Averages: 1

Window: AP-Equiripple

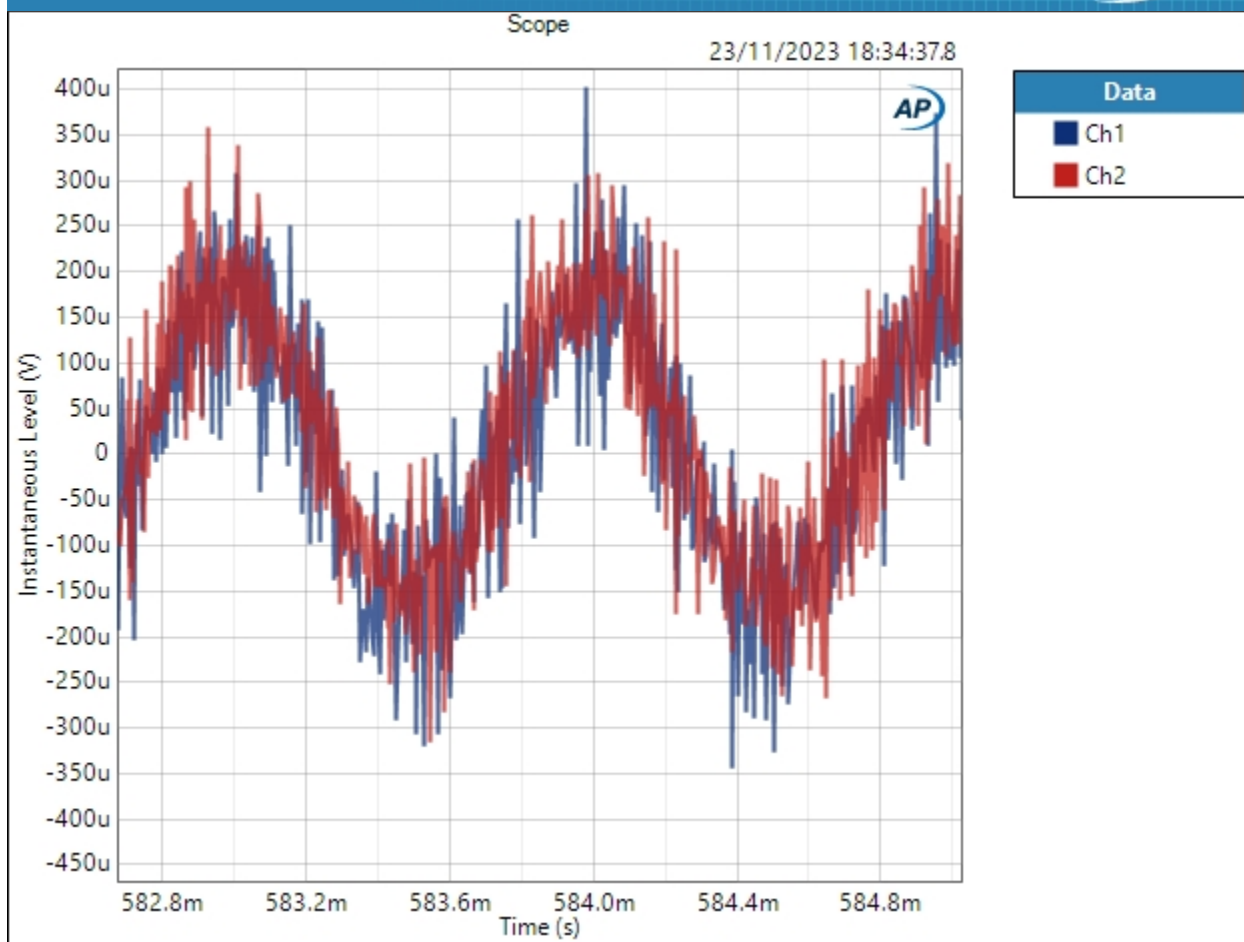
Record Acquisition: False

Recording Type: Multiple Mono PCM (.wav)

Scope (23/11/2023 18:34:37.857)



Sequence Report



Scope Parameters

Interpolated: On

Result: PASSED



Sequence Report



SIG 1 - Scope Views (44.1kHz) : 20hz-90khz Noise RMS Level

Waveform: None
High-pass Filter: Elliptic
High-pass Frequency: 20 Hz
Low-pass Filter: Signal Path
Weighting Filter: Signal Path
Acquisition Time: 250.0 ms
Delay Time: 300.0 ms

Noise Level (23/11/2023 18:34:39.075)

Ch1 73.88 uVrms

Ch2 74.77 uVrms



Sequence Report



SIG 1.5 - Scope Views (44.1kHz) : Signal Path Setup

Output Connector:	ASIO
Asio Device:	ASIO4ALL v2
Scaling Mode:	Digital
Output Sample Rate:	44.1000 kHz
Output Latency:	Auto
Buffer Size:	1024
Clock Source:	Big Ben
Input 1:	Analog Balanced
Measure:	Auto
Channels:	Auto (2 Channels)
Ch1	Data from Ch1, Sensitivity = 0.00 dB, Gain = 0.00 dB
Ch2	Data from Ch2, Sensitivity = 0.00 dB, Gain = 0.00 dB
Input Bandwidth:	AC (<10 Hz) - 1M (2.496 MHz SR)
Input EQ:	None
Termination:	200 kohm
High Performance Sine Analyzer:	Disabled
Input 2:	None
Device Delay:	0.000 s
• References	
dBr G:	-20.000 dBFS
Shared Frequency Reference:	1.00000 kHz
Analog Input	
dBrA:	4.095 Vrms
dBrB:	4.095 Vrms
dBrA Offset:	0.000 dB
dBrB Offset:	3.000 dB
dB SPL1:	4.095 Vrms
dB SPL2:	4.095 Vrms
dB SPL1 Calibrator Level:	60.000 dB SPL
dB SPL2 Calibrator Level:	50.000 dB SPL



Sequence Report



dBm (Input Power):	600.0 ohm
W(watts) (Input Power):	8.000 ohm
• DCX	
DCX is not detected.	
• Clocks	
Output Rate:	Track Output SR
Sync Out Level:	3.300 V
Sync Out Polarity:	Normal
Timebase Reference:	Internal
Jitter:	Disabled
• Triggers	
Source:	Off
Input Logic Level:	3.300 V
Edge:	Rising



Sequence Report



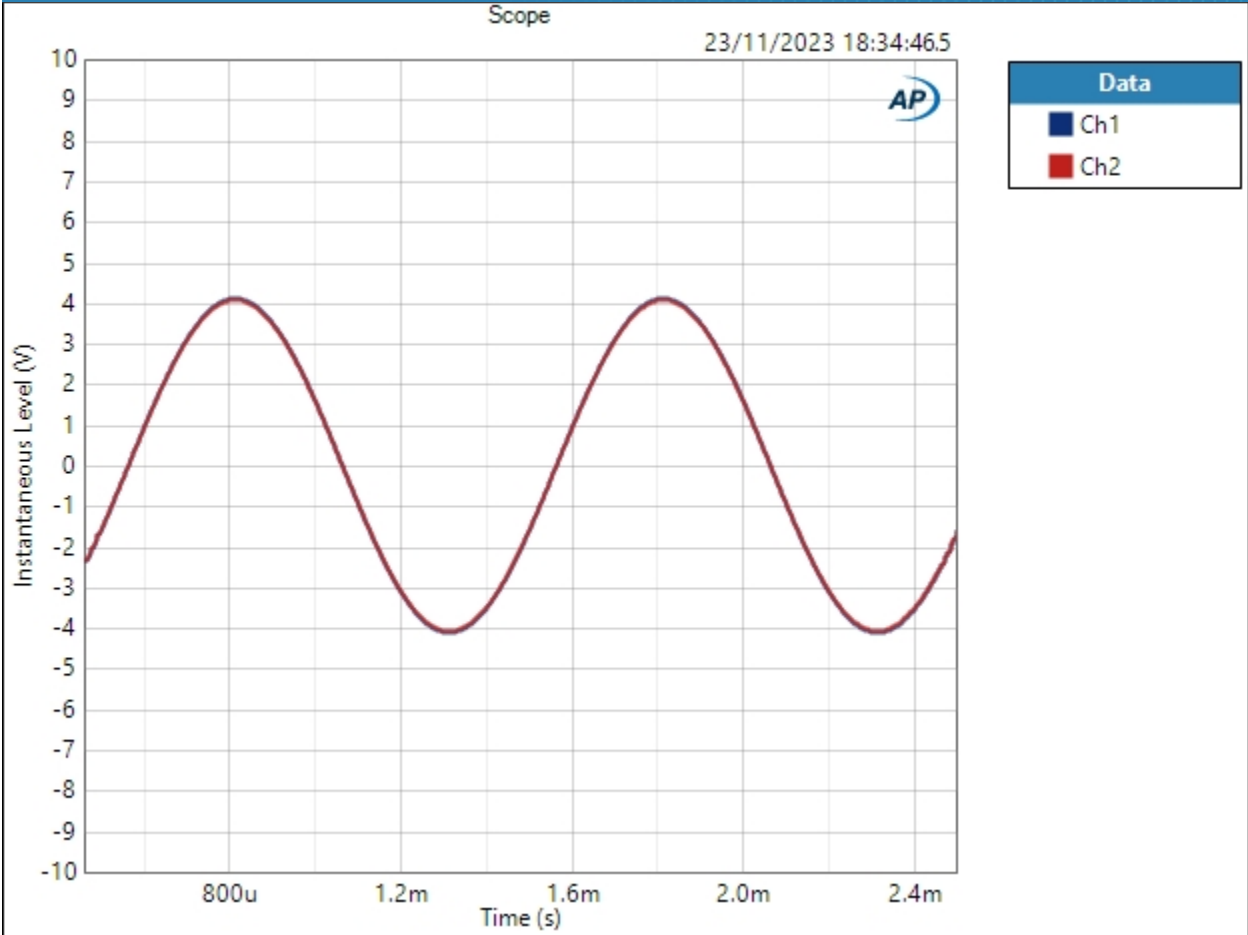
SIG 1.5 - Scope Views (44.1kHz) : 1kHz Tone View

Waveform: Sine
Generator Level: -3.000 dBFS
DC Offset: 0.000 D
Frequency: 1.00000 kHz
Secondary Source: None
Measured 1 23/11/2023 18:34:46
Acquisition Type: Auto
Trigger: Free Run
Delay Time: 250.0 ms
Input Bandwidth: Use Signal Path
FFT Length: 262144
Averaging: Power
Averages: 1
Window: AP-Equiripple
Record Acquisition: False
Recording Type: Multiple Mono PCM (.wav)

Scope (23/11/2023 18:34:46.513)



Sequence Report



Scope Parameters

Interpolated: On

Result: PASSED



Sequence Report



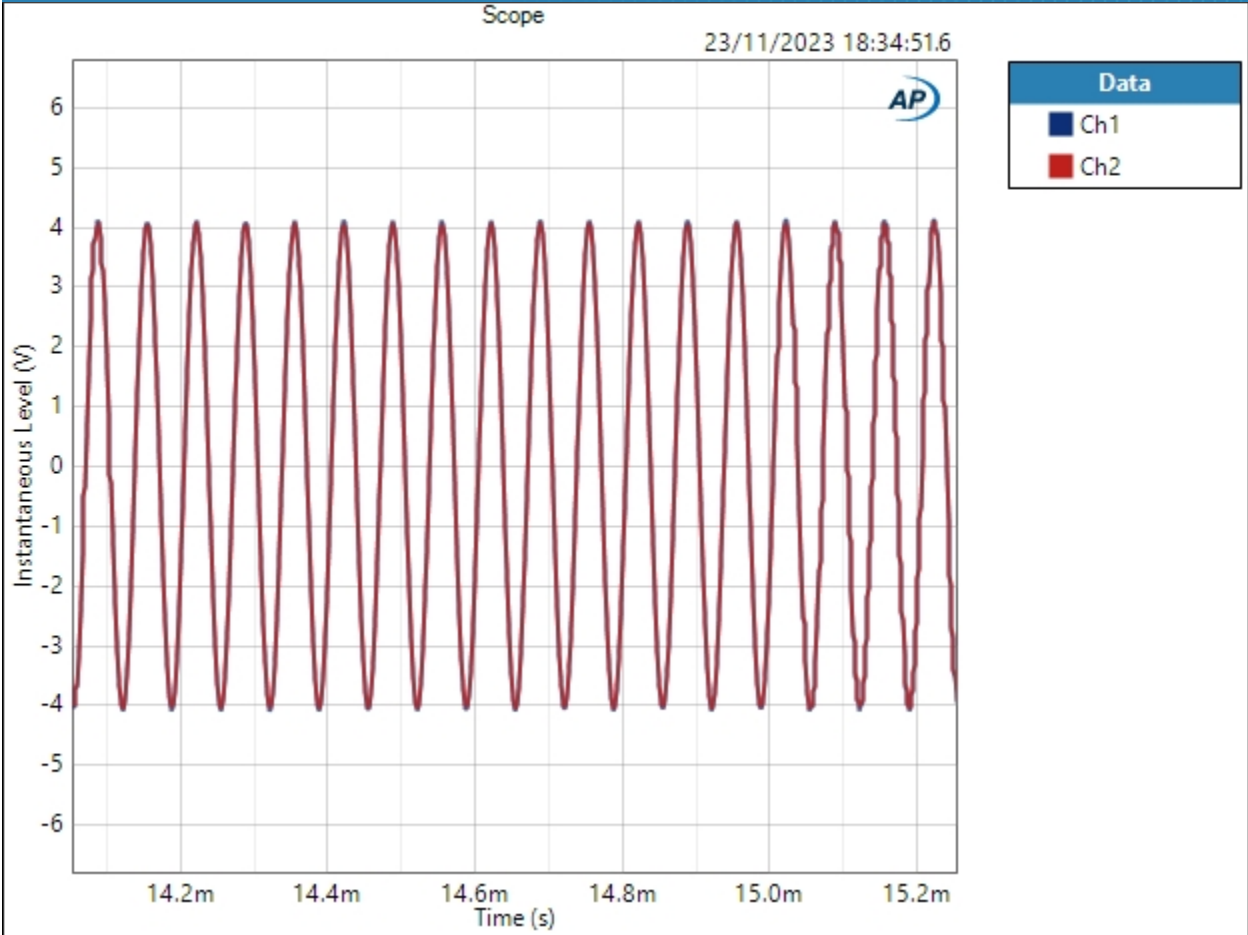
SIG 1.5 - Scope Views (44.1kHz) : 15kHz Tone View

Waveform: Sine
Generator Level: -3.000 dBFS
DC Offset: 0.000 D
Frequency: 15.0000 kHz
Secondary Source: None
Measured 1: 23/11/2023 18:34:51
Acquisition Type: Auto
Trigger: Free Run
Delay Time: 250.0 ms
Input Bandwidth: Use Signal Path
FFT Length: 262144
Averaging: Power
Averages: 1
Window: AP-Equiripple
Record Acquisition: False
Recording Type: Multiple Mono PCM (.wav)

Scope (23/11/2023 18:34:51.613)



Sequence Report



Scope Parameters

Interpolated: On

Result: ✔ PASSED



Sequence Report



SIG 1.5 - Scope Views (44.1kHz) : -90.31dBFS 1kHz undithered 16b sine (1Mhz bandwidth)

Waveform: 1kHz -90.31dB undithered 16b sine.wav

Bit Exact: True

Start Offset (sec): 0.000 s

Secondary Source: None

Measured 1 23/11/2023 18:34:57

Acquisition Type: Auto

Trigger: Free Run

Delay Time: 250.0 ms

Input Bandwidth: Use Signal Path

FFT Length: 262144

Averaging: Power

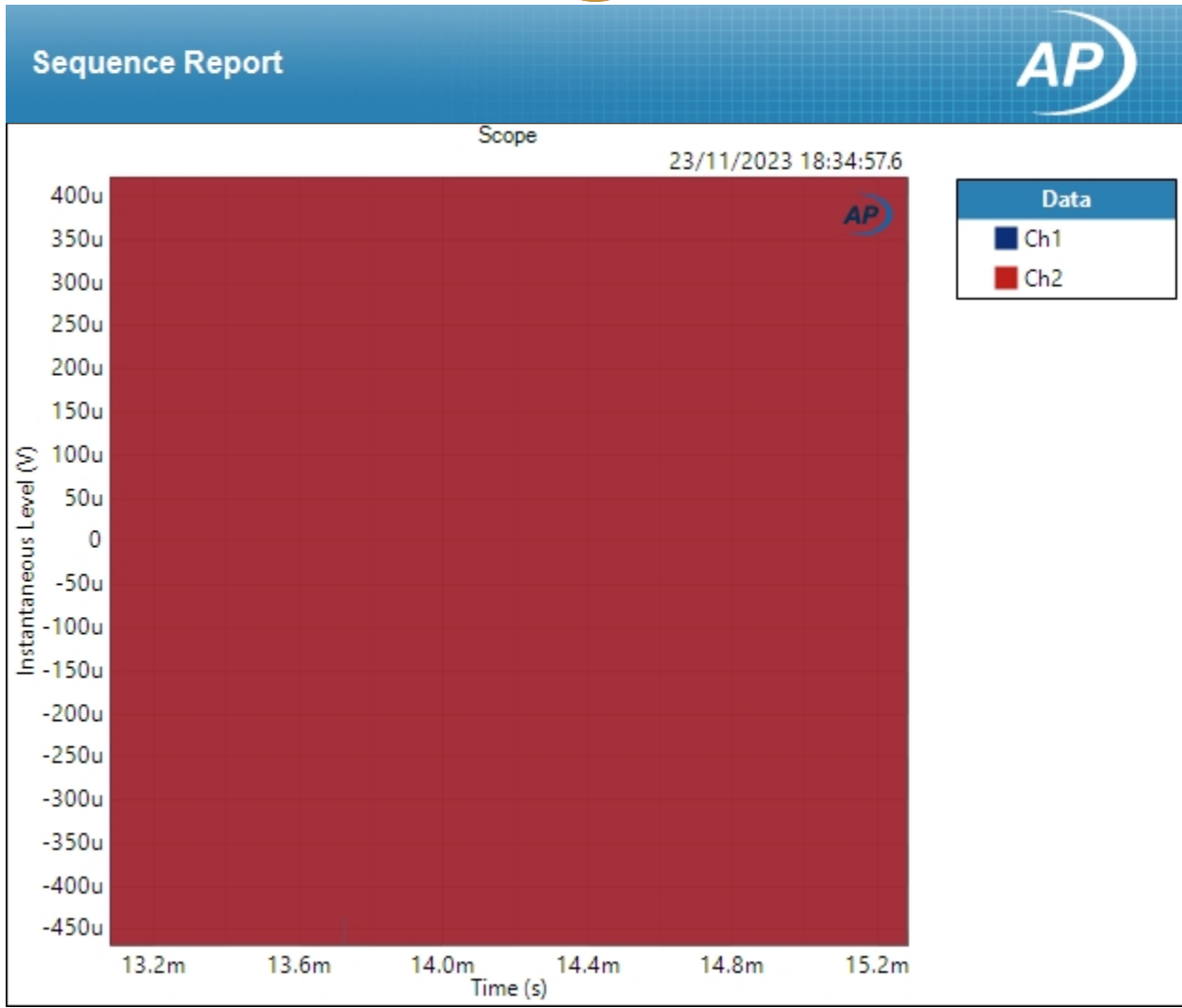
Averages: 1

Window: AP-Equiripple

Record Acquisition: False

Recording Type: Multiple Mono PCM (.wav)

Scope (23/11/2023 18:34:57.605)



Scope Parameters

Interpolated: On

Result: ✔ PASSED



Sequence Report



SIG 1.5 - Scope Views (44.1kHz) : -90.31dBFS 1kHz dithered 16b sine (1Mhz bandwidth)

Waveform: 1kHz -90.31dB dithered 16b sine.wav

Bit Exact: True

Start Offset (sec): 0.000 s

Secondary Source: None

Measured 1 23/11/2023 18:35:03

Acquisition Type: Auto

Trigger: Free Run

Delay Time: 250.0 ms

Input Bandwidth: Use Signal Path

FFT Length: 262144

Averaging: Power

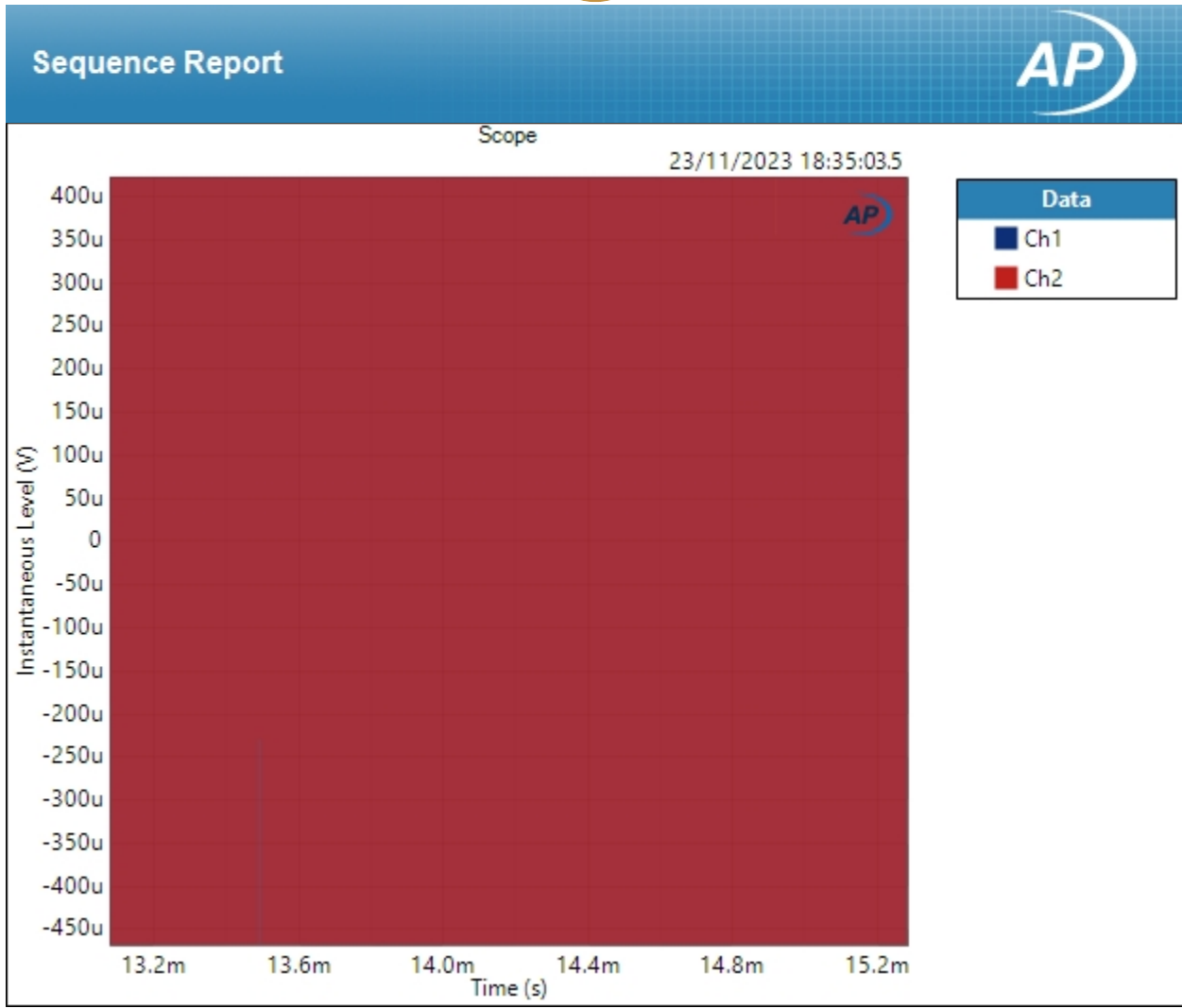
Averages: 1

Window: AP-Equiripple

Record Acquisition: False

Recording Type: Multiple Mono PCM (.wav)

Scope (23/11/2023 18:35:03.579)



Scope Parameters

Interpolated: On

Result: PASSED



Sequence Report



SIG 1.5 - Scope Views (44.1kHz) : -90.31dBFS 1kHz undithered 24b sine (1Mhz bandwidth)

Waveform: 1kHz -90.31dB undithered 24b sine.wav

Bit Exact: True

Start Offset (sec): 0.000 s

Secondary Source: None

Measured 1 23/11/2023 18:35:09

Acquisition Type: Auto

Trigger: Free Run

Delay Time: 250.0 ms

Input Bandwidth: Use Signal Path

FFT Length: 262144

Averaging: Power

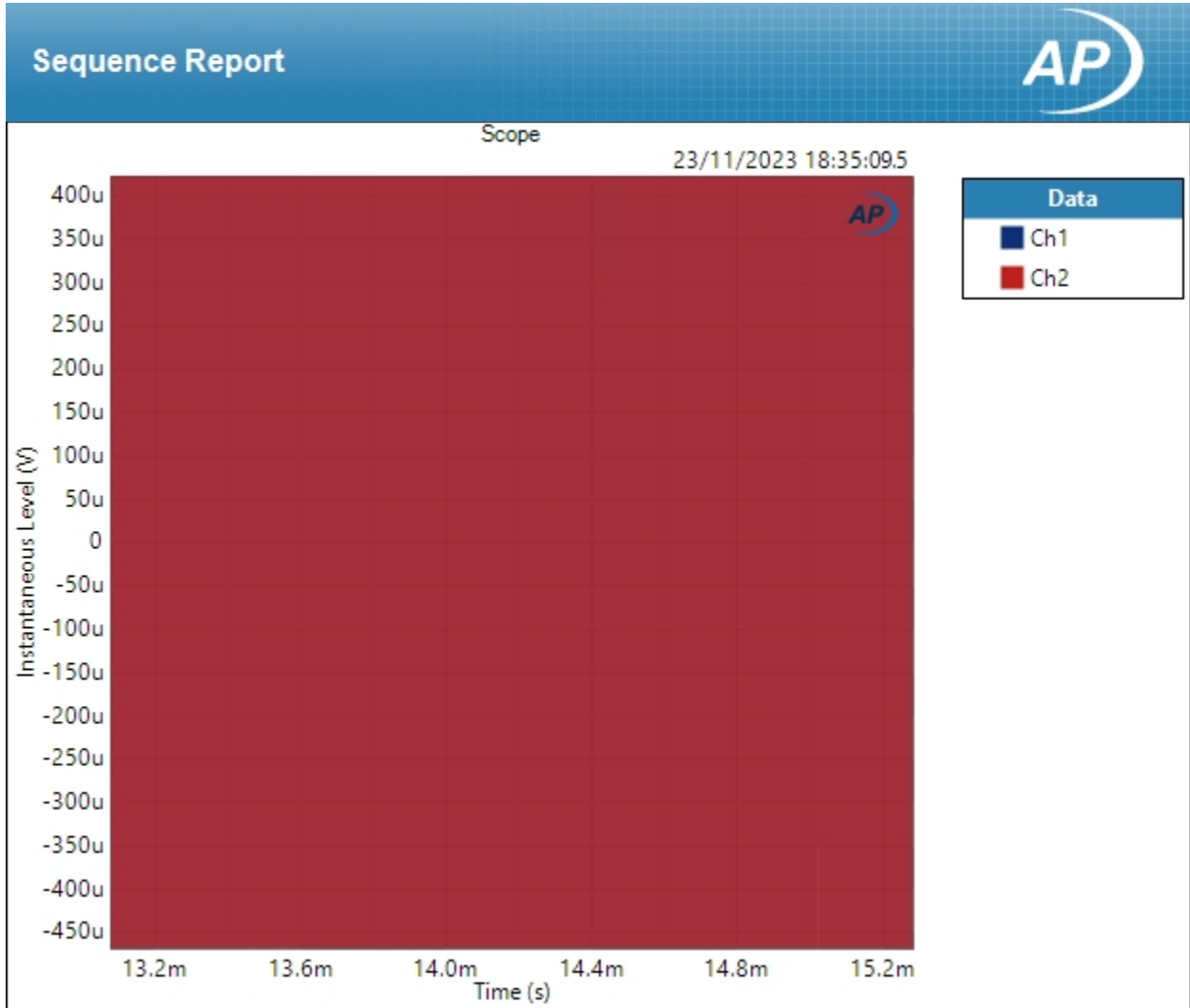
Averages: 1

Window: AP-Equiripple

Record Acquisition: False

Recording Type: Multiple Mono PCM (.wav)

Scope (23/11/2023 18:35:09.591)



Scope Parameters

Interpolated: On

Result: PASSED



Sequence Report



SIG 1.5 - Scope Views (44.1kHz) : -90.31dBFS 1kHz dithered 24b sine (1Mhz bandwidth)

Waveform: 1kHz -90.31dB dithered 24b sine.wav

Bit Exact: True

Start Offset (sec): 0.000 s

Secondary Source: None

Measured 1 23/11/2023 18:35:15

Acquisition Type: Auto

Trigger: Free Run

Delay Time: 250.0 ms

Input Bandwidth: Use Signal Path

FFT Length: 262144

Averaging: Power

Averages: 1

Window: AP-Equiripple

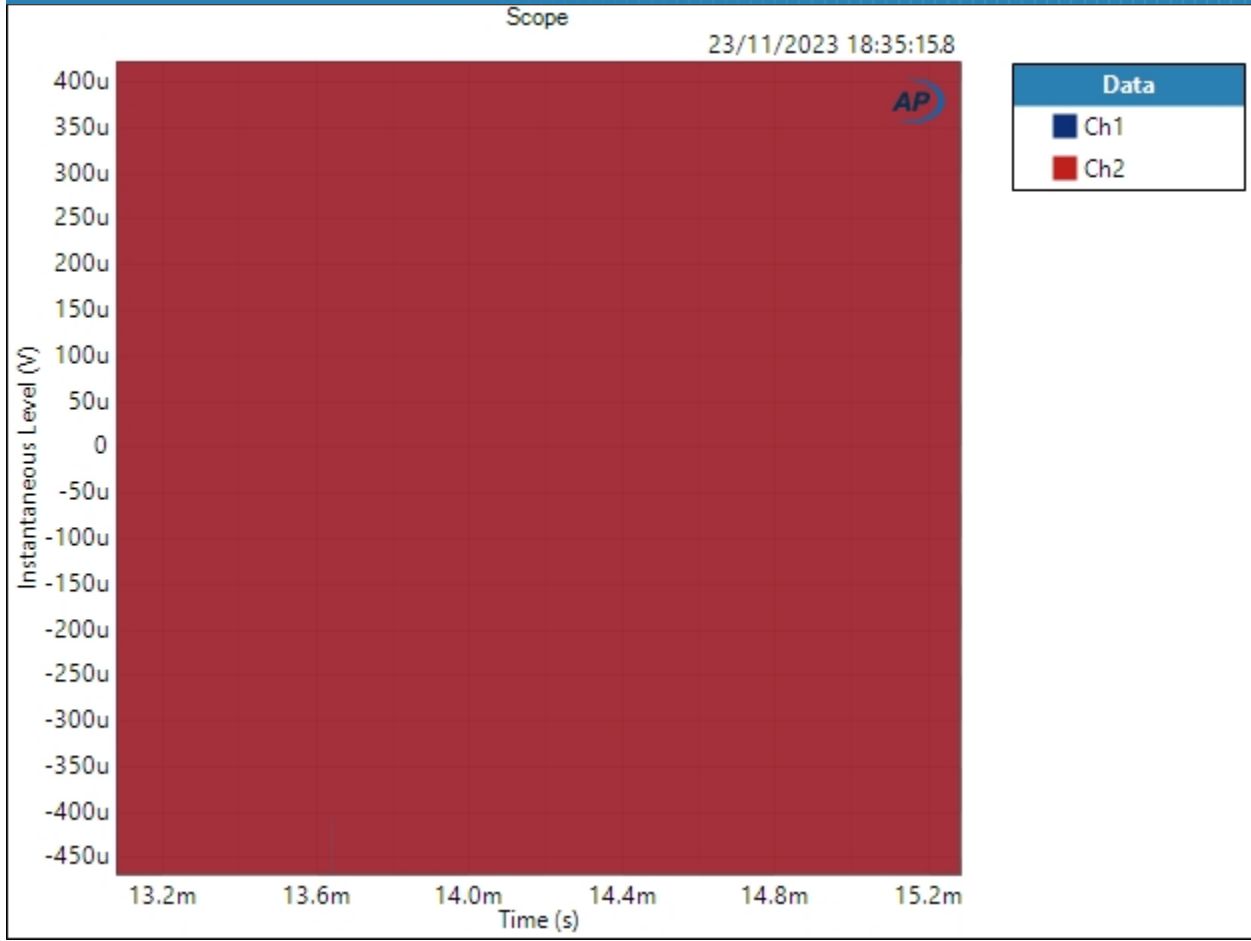
Record Acquisition: False

Recording Type: Multiple Mono PCM (.wav)

Scope (23/11/2023 18:35:15.890)



Sequence Report AP



Scope Parameters

Interpolated: On

Result: ✔ PASSED



Sequence Report



SIG 1.5 - Scope Views (44.1kHz) : 1Mhz RMS Noise Level

Waveform: None
High-pass Filter: Elliptic
High-pass Frequency: 20 Hz
Low-pass Filter: Signal Path
Weighting Filter: Signal Path
Acquisition Time: 250.0 ms
Delay Time: 300.0 ms

Noise Level (23/11/2023 18:35:17.503)

Ch1 1.328 mVrms

Ch2 1.251 mVrms



Sequence Report



SIG 2 - Main Measurements (44.1kHz) : Signal Path Setup

Output Connector:	ASIO
Asio Device:	ASIO4ALL v2
Scaling Mode:	Digital
Output Sample Rate:	44.1000 kHz
Output Latency:	Auto
Buffer Size:	1024
Clock Source:	Big Ben
Input 1:	Analog Balanced
Measure:	Auto
Channels:	Auto (2 Channels)
Ch1	Data from Ch1, Sensitivity = 0.00 dB, Gain = 0.00 dB
Ch2	Data from Ch2, Sensitivity = 0.00 dB, Gain = 0.00 dB
Input Bandwidth:	AC (<10 Hz) - AES17 (20 kHz)
Input EQ:	None
Termination:	200 kohm
High Performance Sine Analyzer:	Enabled
Input 2:	None
Device Delay:	0.000 s
• References	
dBr G:	-20.000 dBFS
Shared Frequency Reference:	1.00000 kHz
Analog Input	
dBrA:	4.095 Vrms
dBrB:	4.095 Vrms
dBrA Offset:	0.000 dB
dBrB Offset:	3.000 dB
dB SPL1:	4.095 Vrms
dB SPL2:	4.095 Vrms
dB SPL1 Calibrator Level:	60.000 dB SPL
dB SPL2 Calibrator Level:	50.000 dB SPL



Sequence Report



dBm (Input Power):	600.0 ohm
W(watts) (Input Power):	8.000 ohm
• DCX	
DCX is not detected.	
• Clocks	
Output Rate:	Track Output SR
Sync Out Level:	3.300 V
Sync Out Polarity:	Normal
Timebase Reference:	Internal
Jitter:	Disabled
• Triggers	
Source:	Off
Input Logic Level:	3.300 V
Edge:	Rising

SIG 2 - Main Measurements (44.1kHz) : Output Level (Vrms)

Waveform:	Sine
Generator Level:	-0.000 dBFS
DC Offset:	0.000 D
Frequency:	1.00000 kHz
Low-pass Filter:	Signal Path

RMS Level (23/11/2023 18:35:22.283)

Ch1	4.095 Vrms
Ch2	4.053 Vrms



Sequence Report



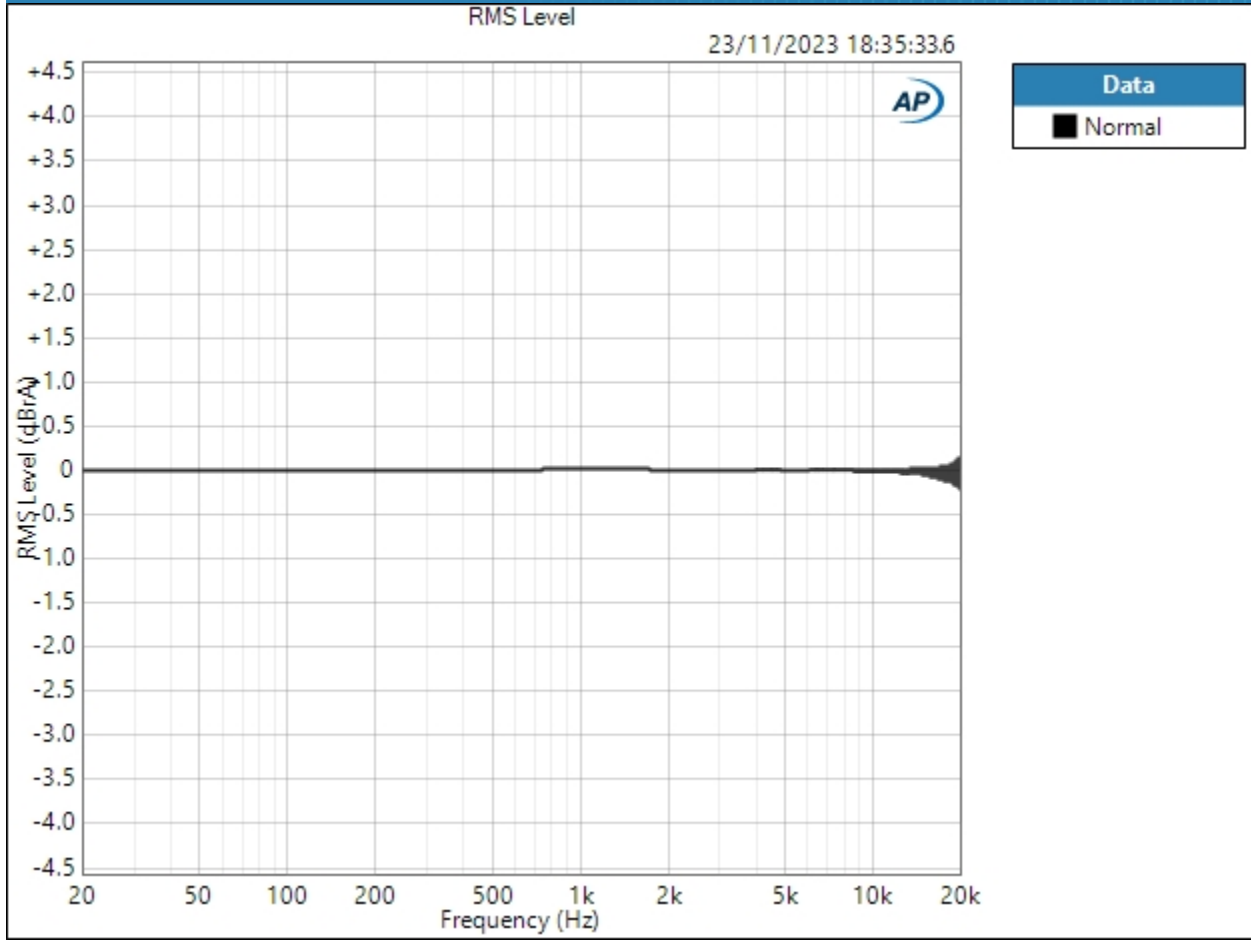
SIG 2 - Main Measurements (44.1kHz) : Frequency Response (Audible Band)

Start Frequency:	20.0000 Hz
Stop Frequency:	22.0500 kHz
Generator Level:	-0.000 dBFS
DC Offset:	0.000 D
EQ:	None
Pre-Sweep:	50.00 ms
Sweep:	5.000 s
Extend Acquisition By:	50.00 ms
Secondary Source:	None
Measured 1	23/11/2023 18:35:33

RMS Level (23/11/2023 18:35:33.658)



Sequence Report AP



Result: ✔ PASSED

Deviation (20.0000 Hz - 4.00000 kHz) (23/11/2023 18:35:33.658)

Ch1 ±0.006 dB

Ch2 ±0.007 dB

Deviation (20.0000 Hz - 4.00000 kHz) Parameters

Min: 20.0000 Hz

Max: 4.00000 kHz



Sequence Report



SIG 2 - Main Measurements (44.1kHz) : 20hz-20khz Noise RMS Level

Waveform:	None
High-pass Filter:	Elliptic
High-pass Frequency:	20 Hz
Low-pass Filter:	Elliptic
Low-pass Frequency:	20 kHz
Weighting Filter:	Signal Path
Acquisition Time:	250.0 ms
Delay Time:	300.0 ms

Noise Level (23/11/2023 18:35:37.846)

Ch1 20.59 uVrms
Ch2 20.75 uVrms



Sequence Report



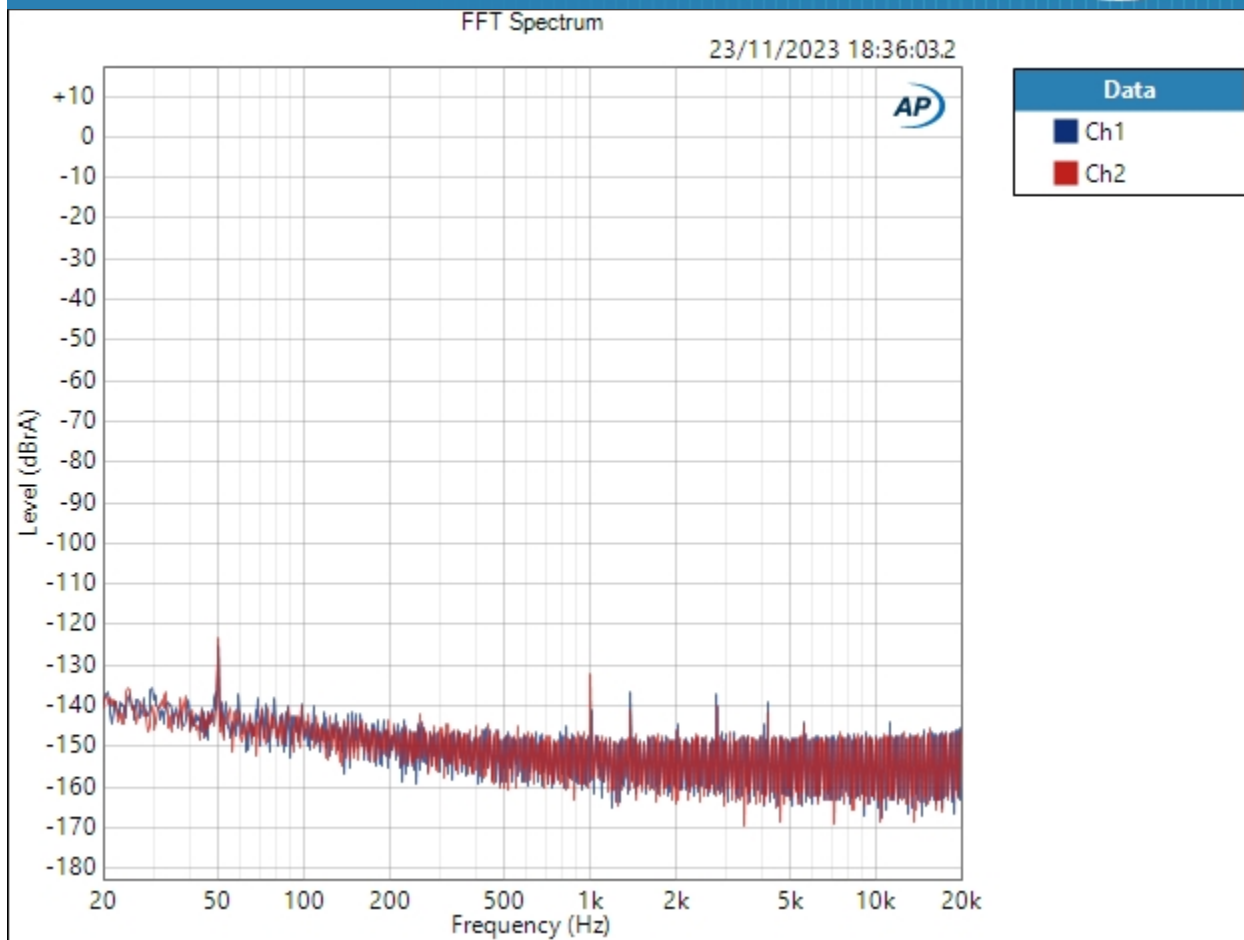
SIG 2 - Main Measurements (44.1kHz) : Idle Noise FFT

Waveform: Sine
Generator Level: $-\infty$ dBFS
DC Offset: 0.000 D
Frequency: 1.00000 kHz
Secondary Source: None
Measured 1: 23/11/2023 18:36:03
Acquisition Type: Auto
Trigger: Free Run
Delay Time: 500.0 ms
Input Bandwidth: Use Signal Path
FFT Length: 262144
Averaging: Power
Averages: 4
Window: AP-Equiripple
Record Acquisition: False
Recording Type: Multiple Mono PCM (.wav)

FFT Spectrum (23/11/2023 18:36:03.259)



Sequence Report



Result: PASSED



Sequence Report



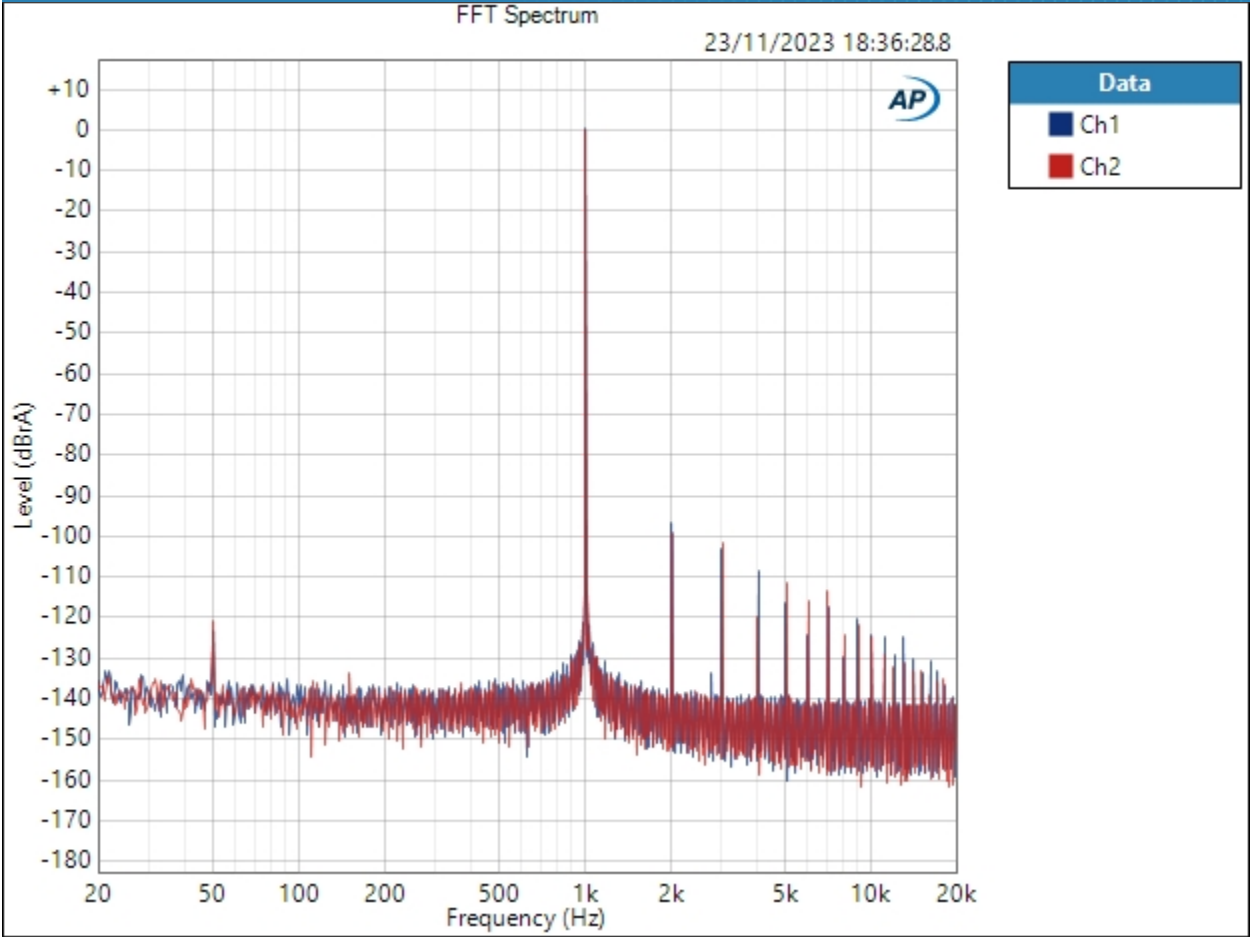
SIG 2 - Main Measurements (44.1kHz) : 1kHz FFT (0dbfs)

Waveform: Sine
Generator Level: -0.000 dBFS
DC Offset: 0.000 D
Frequency: 1.00000 kHz
Secondary Source: None
Measured 1 23/11/2023 18:36:28
Acquisition Type: Auto
Trigger: Free Run
Delay Time: 500.0 ms
Input Bandwidth: Use Signal Path
FFT Length: 262144
Averaging: Power
Averages: 4
Window: AP-Equiripple
Record Acquisition: False
Recording Type: Multiple Mono PCM (.wav)

FFT Spectrum (23/11/2023 18:36:28.864)



Sequence Report AP



Result: ✔ PASSED



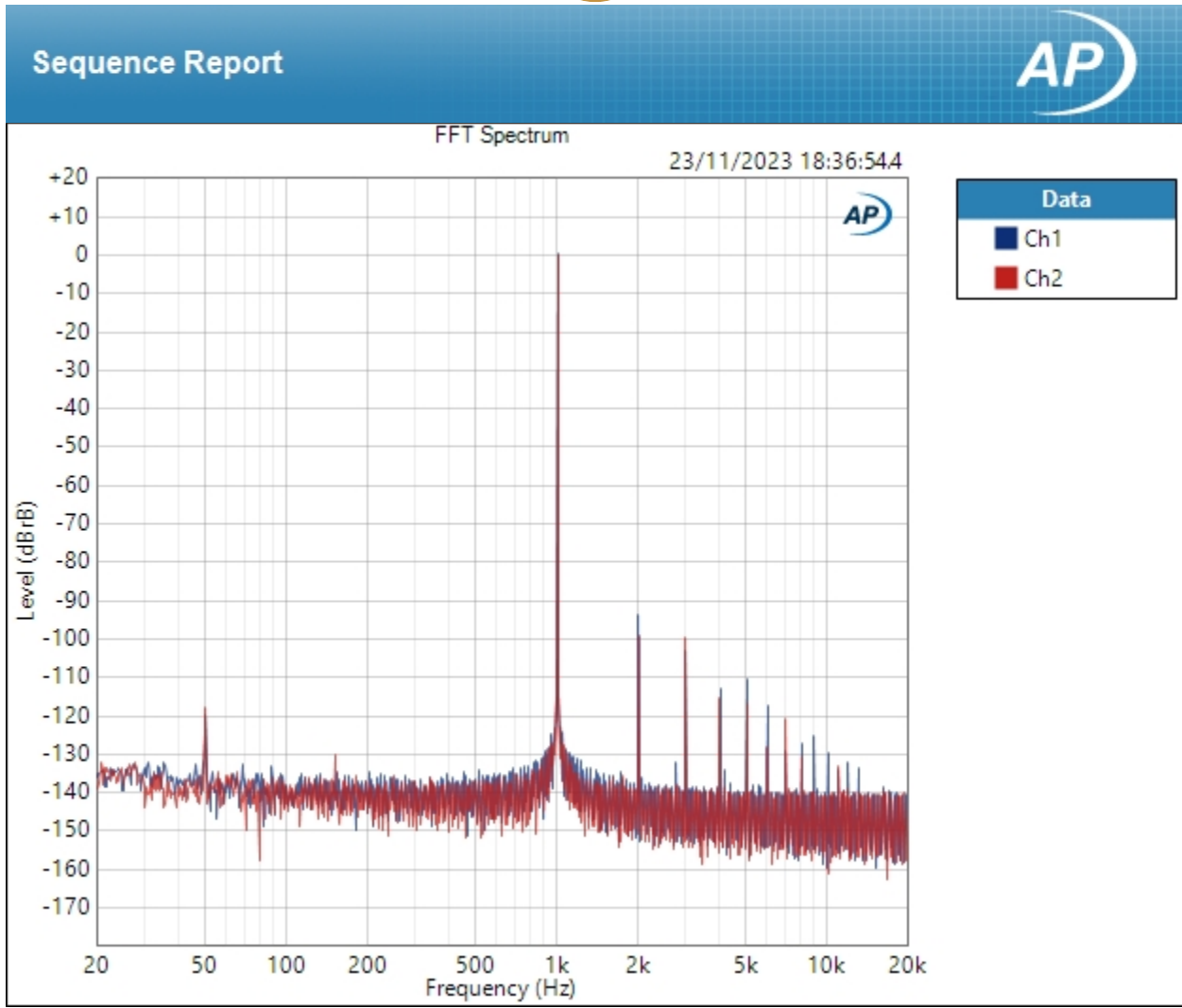
Sequence Report



SIG 2 - Main Measurements (44.1kHz) : 1kHz FFT (-3dbfs)

Waveform: Sine
Generator Level: -3.000 dBFS
DC Offset: 0.000 D
Frequency: 1.00000 kHz
Secondary Source: None
Measured 1 23/11/2023 18:36:54
Acquisition Type: Auto
Trigger: Free Run
Delay Time: 500.0 ms
Input Bandwidth: Use Signal Path
FFT Length: 262144
Averaging: Power
Averages: 4
Window: AP-Equiripple
Record Acquisition: False
Recording Type: Multiple Mono PCM (.wav)

FFT Spectrum (23/11/2023 18:36:54.427)



Result: PASSED



Sequence Report



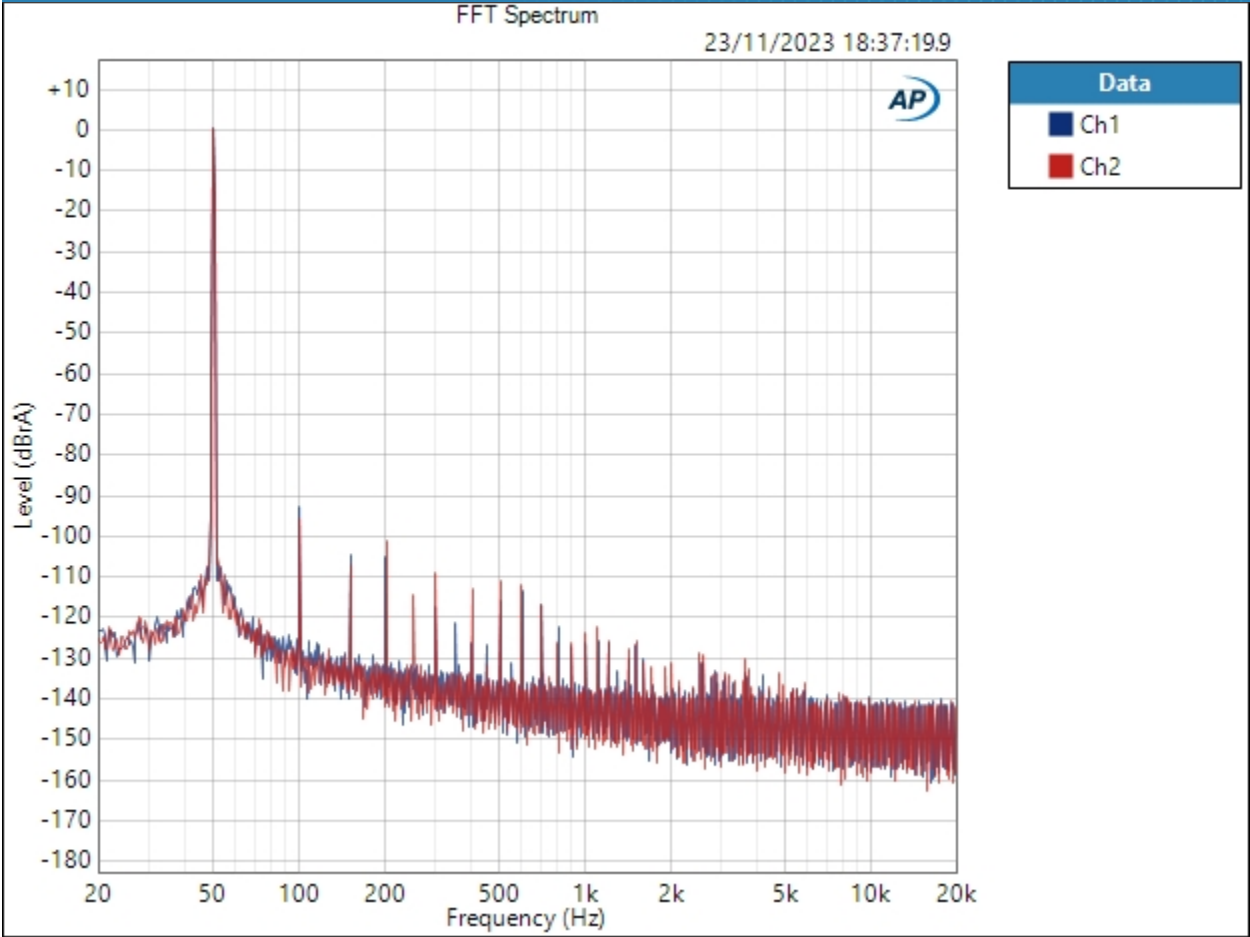
SIG 2 - Main Measurements (44.1khz) : 50khz FFT (0dbfs)

Waveform: Sine
Generator Level: -0.000 dBFS
DC Offset: 0.000 D
Frequency: 50.0000 Hz
Secondary Source: None
Measured 1 23/11/2023 18:37:19
Acquisition Type: Auto
Trigger: Free Run
Delay Time: 500.0 ms
Input Bandwidth: Use Signal Path
FFT Length: 262144
Averaging: Power
Averages: 4
Window: AP-Equiripple
Record Acquisition: False
Recording Type: Multiple Mono PCM (.wav)

FFT Spectrum (23/11/2023 18:37:19.987)



Sequence Report AP



Result: ✔ PASSED



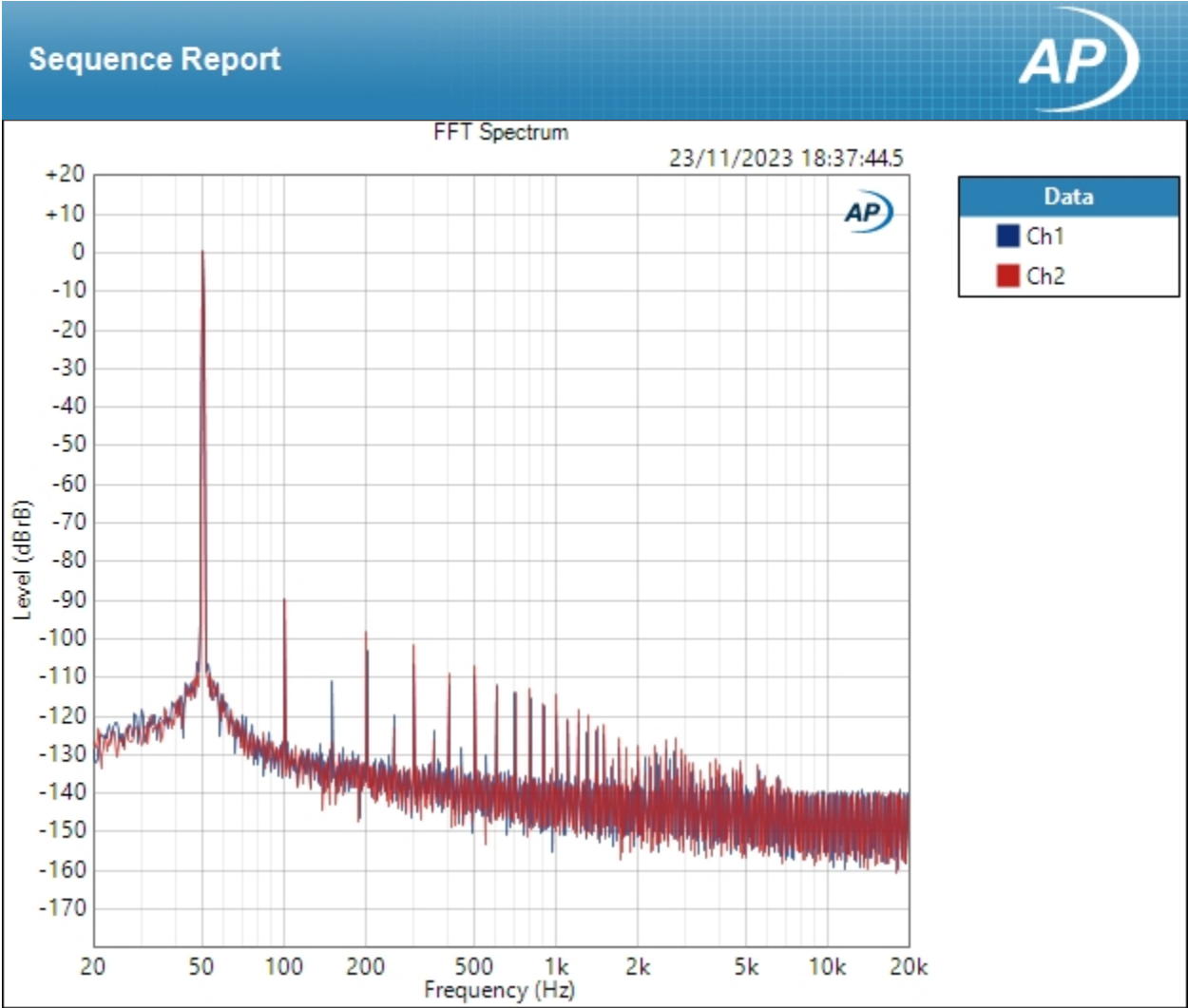
Sequence Report



SIG 2 - Main Measurements (44.1kHz) : 50hz FFT (-3dbfs)

Waveform: Sine
Generator Level: -3.000 dBFS
DC Offset: 0.000 D
Frequency: 50.0000 Hz
Secondary Source: None
Measured 1 23/11/2023 18:37:44
Acquisition Type: Auto
Trigger: Free Run
Delay Time: 250.0 ms
Input Bandwidth: Use Signal Path
FFT Length: 262144
Averaging: Power
Averages: 4
Window: AP-Equiripple
Record Acquisition: False
Recording Type: Multiple Mono PCM (.wav)

FFT Spectrum (23/11/2023 18:37:44.534)



Result: PASSED



Sequence Report



SIG 2 - Main Measurements (44.1kHz) : Effective Number of Bits 0dbfs

Waveform: Sine (1 kHz)
Generator Level: -0.000 dBFS
DC Offset: 0.000 D
Frequency: 1.00000 kHz
High-pass Filter: Elliptic
High-pass Frequency: 20 Hz
Low-pass Filter: Elliptic
Low-pass Frequency: 20 kHz
Weighting Filter: Signal Path
Notch Tuning Mode: Measured Frequency

ENOB (23/11/2023 18:37:47.166)

Ch1 15.3
Ch2 15.5

SIG 2 - Main Measurements (44.1kHz) : Effective Number of Bits -3dbfs

Waveform: Sine (1 kHz)
Generator Level: -3.000 dBFS
DC Offset: 0.000 D
Frequency: 1.00000 kHz
High-pass Filter: Elliptic
High-pass Frequency: 20 Hz
Low-pass Filter: Elliptic
Low-pass Frequency: 20 kHz
Weighting Filter: Signal Path
Notch Tuning Mode: Measured Frequency

ENOB (23/11/2023 18:37:48.922)

Ch1 15.0
Ch2 15.4



Sequence Report



SIG 2 - Main Measurements (44.1kHz) : THD+N 0dbfs

Waveform: Sine
Generator Level: -0.000 dBFS
DC Offset: 0.000 D
Frequency: 1.00000 kHz
High-pass Filter: Elliptic
High-pass Frequency: 20 Hz
Low-pass Filter: Elliptic
Low-pass Frequency: 20 kHz
Weighting Filter: Signal Path
Notch Tuning Mode: Measured Frequency

THD+N Ratio (23/11/2023 18:37:51.171)

Ch1 0.001971 %
Ch2 0.001792 %

THD+N Level (23/11/2023 18:37:51.171)

Ch1 -94.104 dBrA
Ch2 -95.019 dBrA

Noise Level (23/11/2023 18:37:51.171)

Ch1 43.31 uVrms
Ch2 40.21 uVrms

Distortion Product Ratio (23/11/2023 18:37:51.171)

Channel	F	H2	H3	H4	H5	H6	H7	H8	H9	H10
	1.000k	2.000k	3.000k	4.000k	5.000k	6.000k	7.000k	8.000k	9.000k	10.00k
Ch1	-0.00	-96.84	-103.19	-108.35	-115.86	-123.55	-114.63	-125.50	-120.72	-124.73
	1.000k	2.000k	3.000k	4.000k	5.000k	6.000k	7.000k	8.000k	9.000k	10.00k
Ch2	-0.00	-98.46	-102.14	-119.86	-110.25	-115.74	-114.92	-122.77	-120.47	-121.66

Distortion Product Ratio Parameters

Frequency Unit: Hz
Ratio Unit: dB
Channel: Ch1



Sequence Report



SIG 2 - Main Measurements (44.1kHz) : THD+N -3dbfs

Waveform: Sine
Generator Level: -3.000 dBFS
DC Offset: 0.000 D
Frequency: 1.00000 kHz
High-pass Filter: Elliptic
High-pass Frequency: 20 Hz
Low-pass Filter: Elliptic
Low-pass Frequency: 20 kHz
Weighting Filter: Signal Path
Notch Tuning Mode: Measured Frequency

THD+N Ratio (23/11/2023 18:37:53.361)

Ch1 0.002583 %
Ch2 0.001962 %

THD+N Level (23/11/2023 18:37:53.361)

Ch1 -91.755 dBrB
Ch2 -94.233 dBrB

Noise Level (23/11/2023 18:37:53.361)

Ch1 33.27 uVrms
Ch2 33.55 uVrms

Distortion Product Ratio (23/11/2023 18:37:53.361)

Channel	F	H2	H3	H4	H5	H6	H7	H8	H9	H10
	1.000k	2.000k	3.000k	4.000k	5.000k	6.000k	7.000k	8.000k	9.000k	10.00k
Ch1	-0.00	-93.40	-103.43	-111.95	-110.47	-115.74	-125.59	-123.83	-123.15	-129.08
	1.000k	2.000k	3.000k	4.000k	5.000k	6.000k	7.000k	8.000k	9.000k	10.00k
Ch2	-0.00	-98.63	-99.66	-113.63	-115.21	-126.78	-121.61	-126.47	-127.88	-125.77

Distortion Product Ratio Parameters

Frequency Unit: Hz
Ratio Unit: dB
Channel: Ch1



Sequence Report



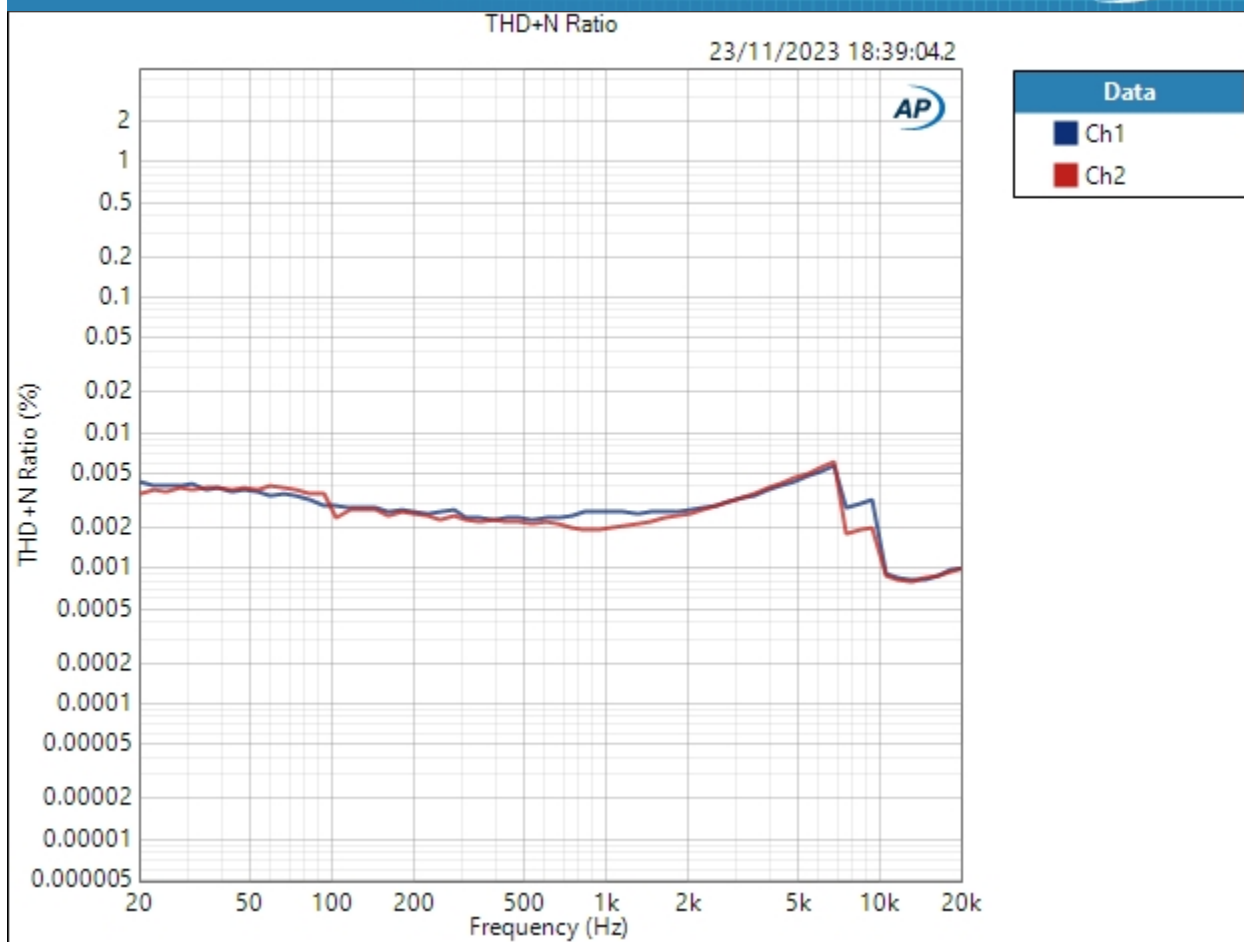
SIG 2 - Main Measurements (44.1kHz) : THD+N/Frequency

Waveform:	Sine
Generator Level:	-3.000 dBFS
DC Offset:	0.000 D
EQ:	None
Start Frequency:	20.0000 kHz
Stop Frequency:	20.0000 Hz
Step Type:	Logarithmic
Number of Points:	64
High-pass Filter:	Elliptic
High-pass Frequency:	20 Hz
Low-pass Filter:	Signal Path
Weighting Filter:	Signal Path
Phase Ref Channel:	Ch1
Measured 1	23/11/2023 18:39:04

THD+N Ratio (23/11/2023 18:39:04.297)



Sequence Report



Result: ✔ PASSED



Sequence Report



SIG 2 - Main Measurements (44.1kHz) : Dynamic Range - AES17

Waveform: Sine
Generator Level: -0.000 dBFS
DC Offset: 0.000 D
Frequency: 0.99700 kHz
Level Ratio: -60.000 dB
High-pass Filter: Signal Path
Low-pass Filter: Elliptic
Low-pass Frequency: 20 kHz
Weighting Filter: CCIR-2k

Dynamic Range - AES17 (23/11/2023 18:39:12.032)

Ch1 104.964 dB
Ch2 104.919 dB

SIG 2 - Main Measurements (44.1kHz) : Signal to Noise Ratio

Waveform: Sine
Generator Level: -0.000 dBFS
DC Offset: 0.000 D
Frequency: 1.00000 kHz
High-pass Filter: Elliptic
High-pass Frequency: 20 Hz
Low-pass Filter: Elliptic
Low-pass Frequency: 20 kHz
Weighting Filter: Signal Path

Signal to Noise Ratio (23/11/2023 18:39:15.267)

Ch1 105.998 dB
Ch2 105.861 dB



Sequence Report



SIG 2 - Main Measurements (44.1khz) : IMD (SMPTE)

IMD Type: SMPTE
Waveform: IMD
Generator Level: -0.000 dBFS
DC Offset: 0.000 D
Frequency 1: 60.0000 Hz
Frequency 2: 7.00000 kHz
Frequency Ratio: 4:1
IMD Split: False

SMPTE Ratio (23/11/2023 18:39:21.359)

Ch1 -89.137 dB
Ch2 -86.043 dB

SMPTE Distortion Product Ratio (23/11/2023 18:39:21.359)

Channel	f1	d5	d4	d3	d2	f2	d2	d3	d4	d5
	60.00	6.760k	6.820k	6.880k	6.940k	7.000k	7.060k	7.120k	7.180k	7.240k
Ch1	12.04	-112.11	-101.47	-96.10	-94.16	0.00	-92.07	-100.55	-102.06	-113.24
	60.00	6.760k	6.820k	6.880k	6.940k	7.000k	7.060k	7.120k	7.180k	7.240k
Ch2	12.04	-107.28	-109.91	-98.33	-90.84	0.00	-94.87	-100.74	-107.32	-105.26

SMPTE Distortion Product Ratio Parameters

Frequency Unit: Hz
Ratio Unit: dB
Channel: Ch1



Sequence Report



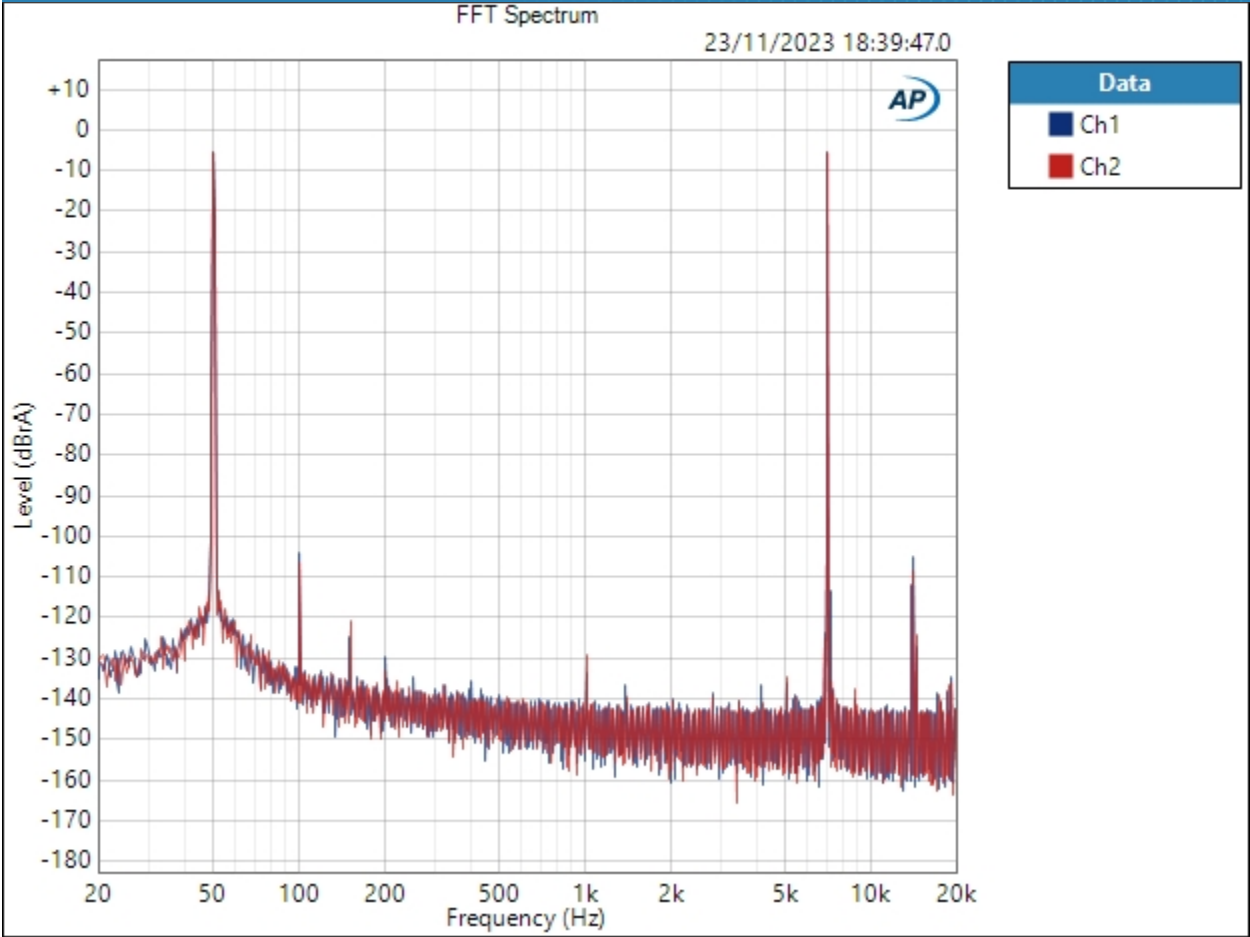
SIG 2 - Main Measurements (44.1kHz) : 50hz/7khz IMD SMPTE FFT

Waveform: Sine, Dual
Generator Level: -0.000 dBFS
DC Offset: 0.000 D
Frequency: 50.0000 Hz
Frequency B: 7.00000 kHz
IMD Split: No
FB:FA Ratio: 1.000 x/y
Secondary Source: None
Measured 1 23/11/2023 18:39:47
Acquisition Type: Auto
Trigger: Free Run
Delay Time: 500.0 ms
Input Bandwidth: Use Signal Path
FFT Length: 262144
Averaging: Power
Averages: 4
Window: AP-Equiripple
Record Acquisition: False
Recording Type: Multiple Mono PCM (.wav)

FFT Spectrum (23/11/2023 18:39:47.044)



Sequence Report AP



Result: ✔ PASSED



Sequence Report



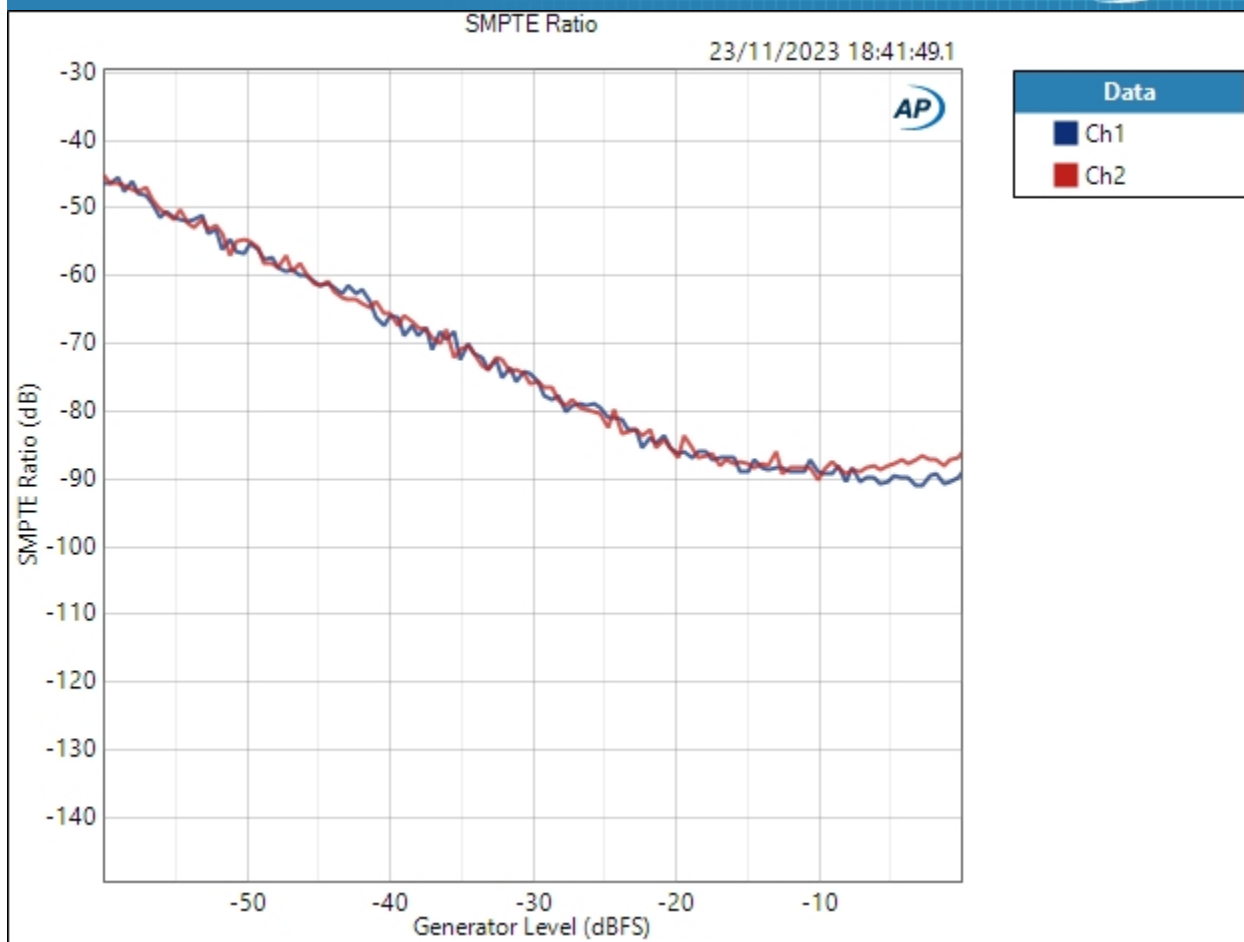
SIG 2 - Main Measurements (44.1kHz) : IMD Level Sweep (SMPTE)

IMD Type:	SMPTE
Frequency 1:	60.0000 Hz
Frequency 2:	7.00000 kHz
Frequency Ratio:	4:1
IMD Split:	False
Start Level:	-60.000 dBFS
Stop Level:	-0.000 dBFS
Step Type:	Linear
Number of Points:	124
Step Size:	+0.488 dBFS
Measured 1	23/11/2023 18:41:49

SMPTE Ratio (23/11/2023 18:41:49.107)



Sequence Report

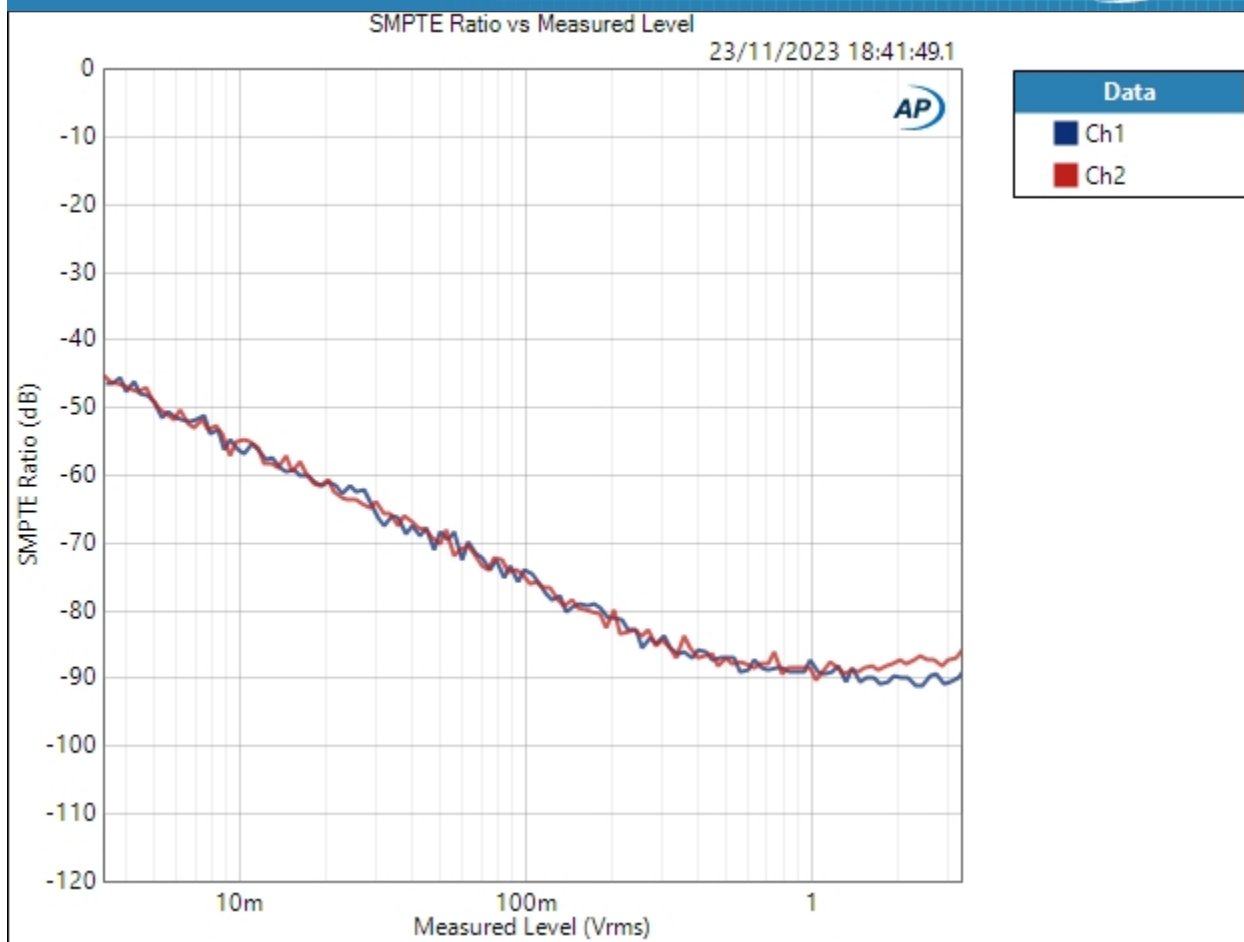


Result: ✔ PASSED

SMPTE Ratio vs Measured Level (23/11/2023 18:41:49.107)



Sequence Report



Result: PASSED



Sequence Report



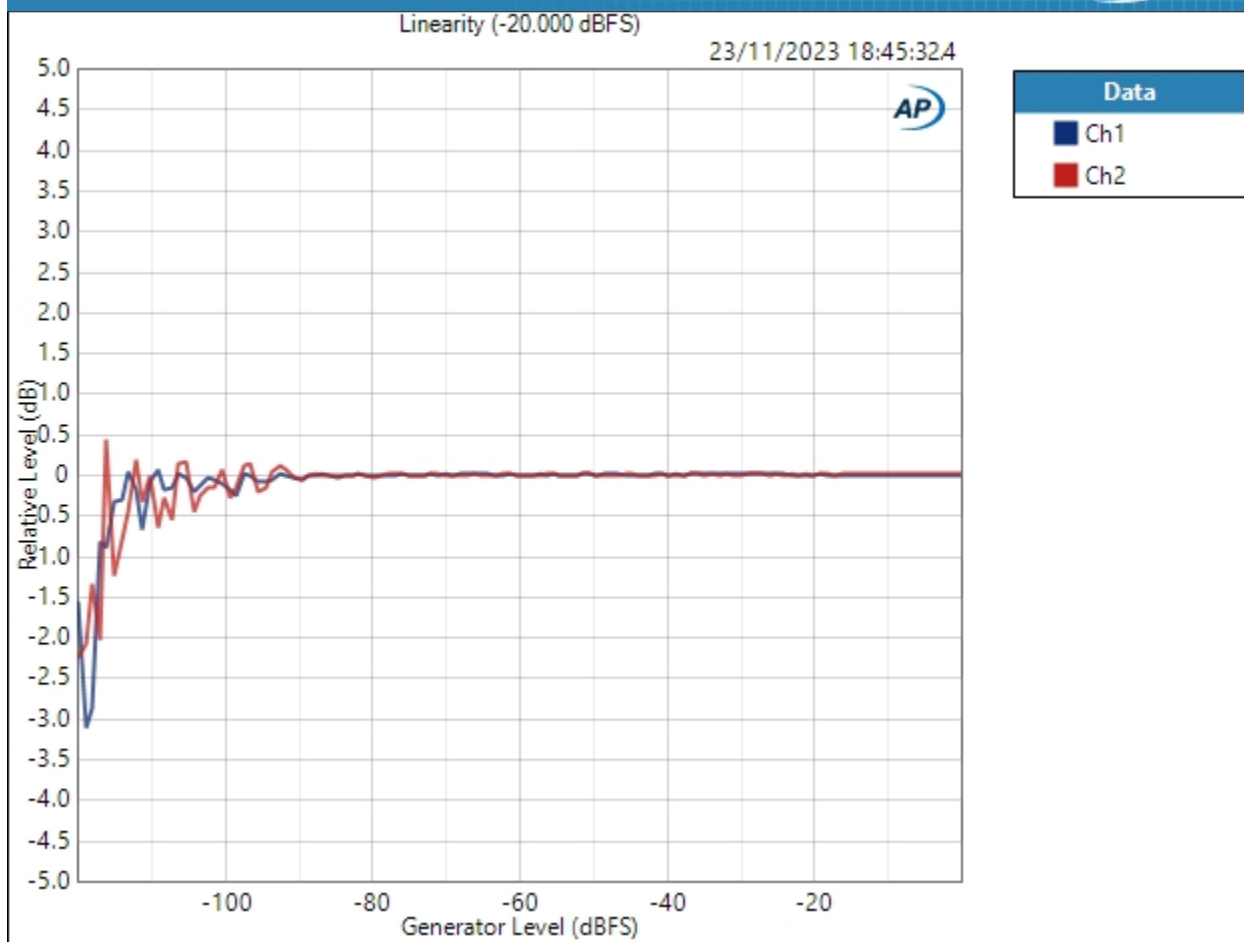
SIG 2 - Main Measurements (44.1kHz) : Linearity

Waveform:	Sine
Frequency:	1.00000 kHz
Start Level:	-120.000 dBFS
Stop Level:	-0.000 dBFS
Step Type:	Linear
Number of Points:	124
Step Size:	+0.976 dBFS
Offset:	0.000 D
Selectivity:	1/24 octave
Bandpass Tuning Mode:	Generator Frequency
Measured 1	23/11/2023 18:45:32

Linearity (-20.000 dBFS) (23/11/2023 18:45:32.432)



Sequence Report



Linearity (-20.000 dBFS) Parameters

Mode: Normalized at Reference

Relative Level: -20.000 dBFS

Result: PASSED



Sequence Report



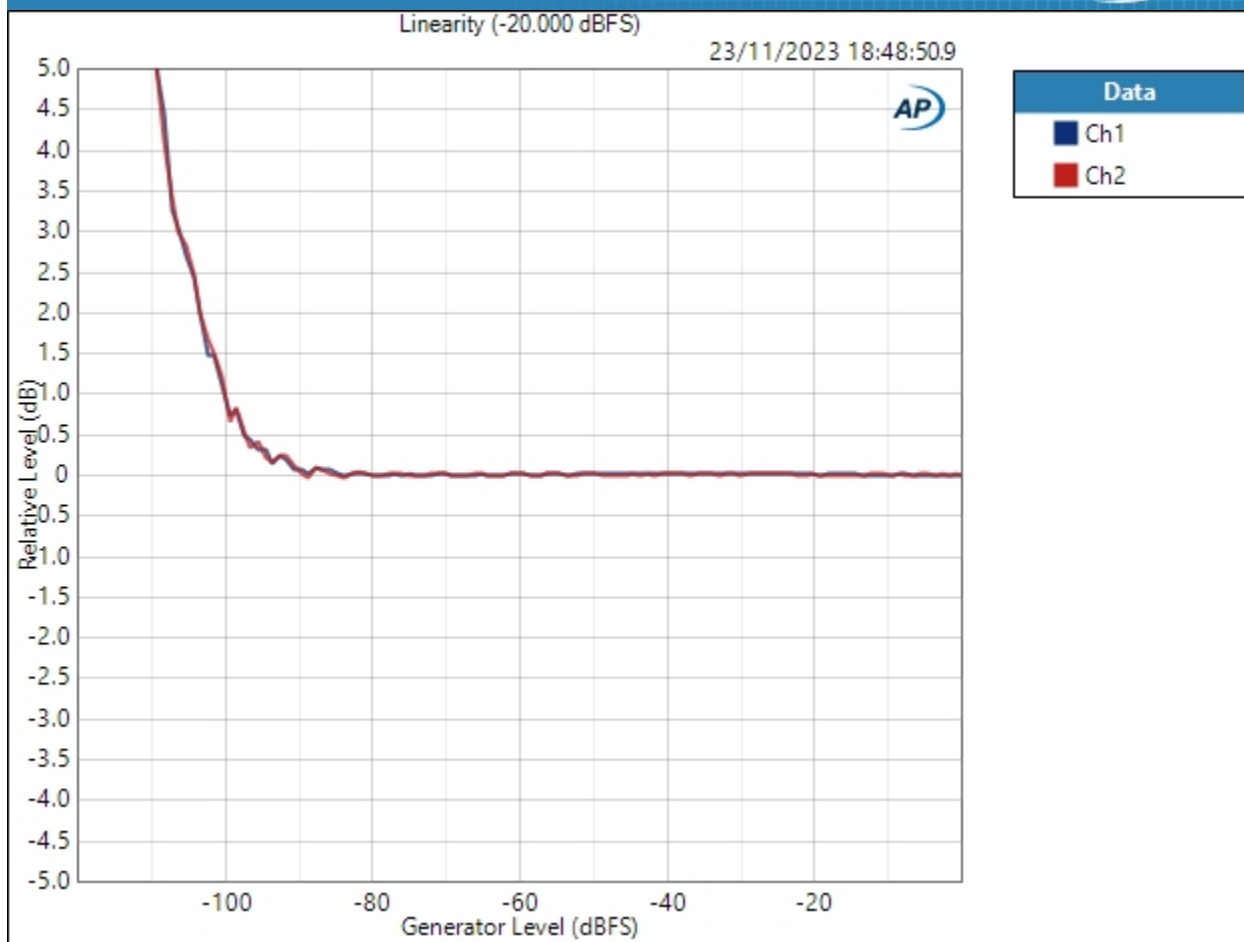
SIG 2 - Main Measurements (44.1kHz) : Linearity (No Bandpass)

Waveform:	Sine
Frequency:	1.00000 kHz
Start Level:	-120.000 dBFS
Stop Level:	-0.000 dBFS
Step Type:	Linear
Number of Points:	124
Step Size:	+0.976 dBFS
Offset:	0.000 D
High-pass Filter:	Elliptic
High-pass Frequency:	20 Hz
Low-pass Filter:	Elliptic
Low-pass Frequency:	20 kHz
Weighting Filter:	Signal Path
Notch Tuning Mode:	Generator Frequency
Measured 1	23/11/2023 18:48:50

Linearity (-20.000 dBFS) (23/11/2023 18:48:50.931)



Sequence Report



Linearity (-20.000 dBFS) Parameters

Mode: Normalized at Reference

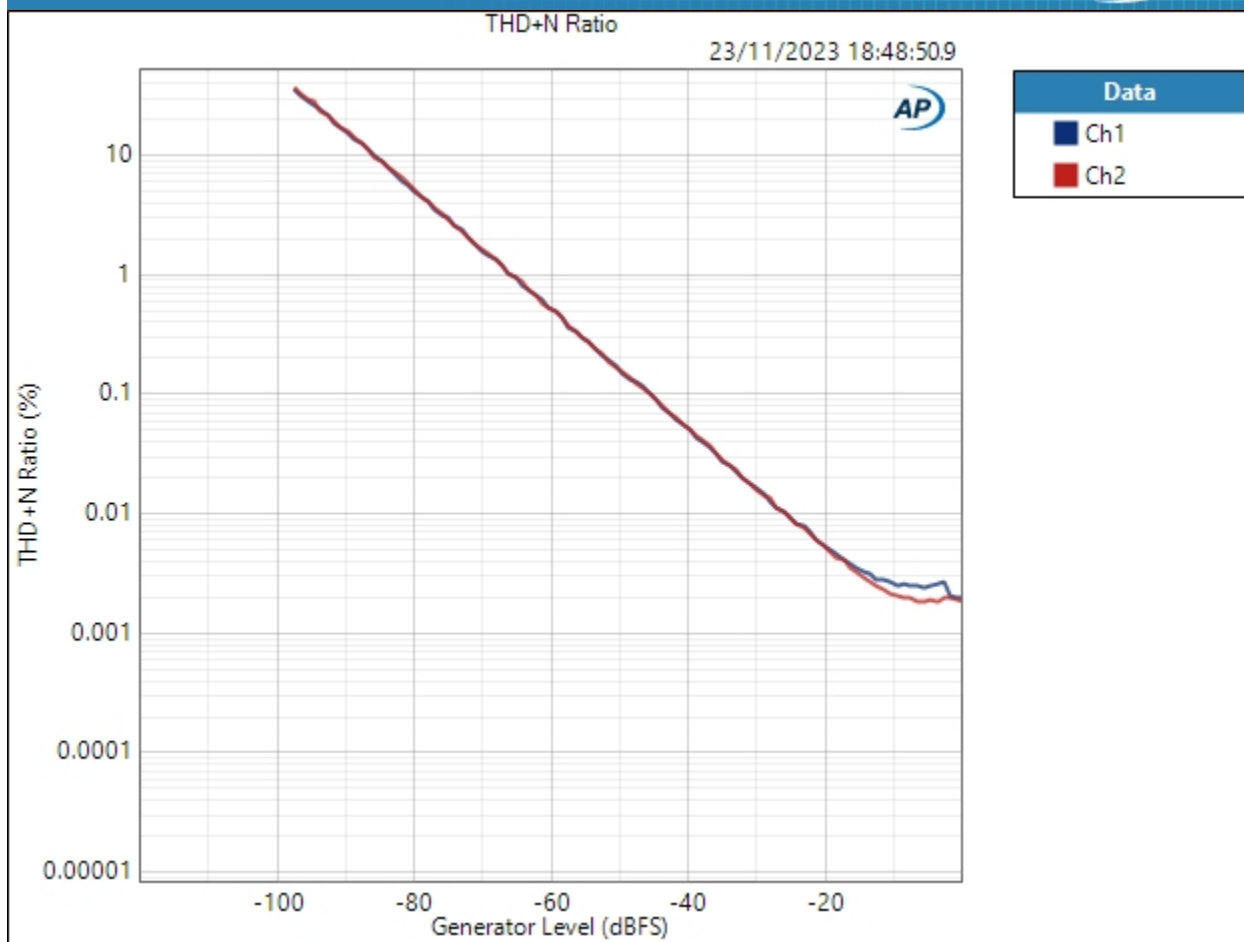
Relative Level: -20.000 dBFS

Result: ✔ PASSED

THD+N Ratio (23/11/2023 18:48:50.931)



Sequence Report

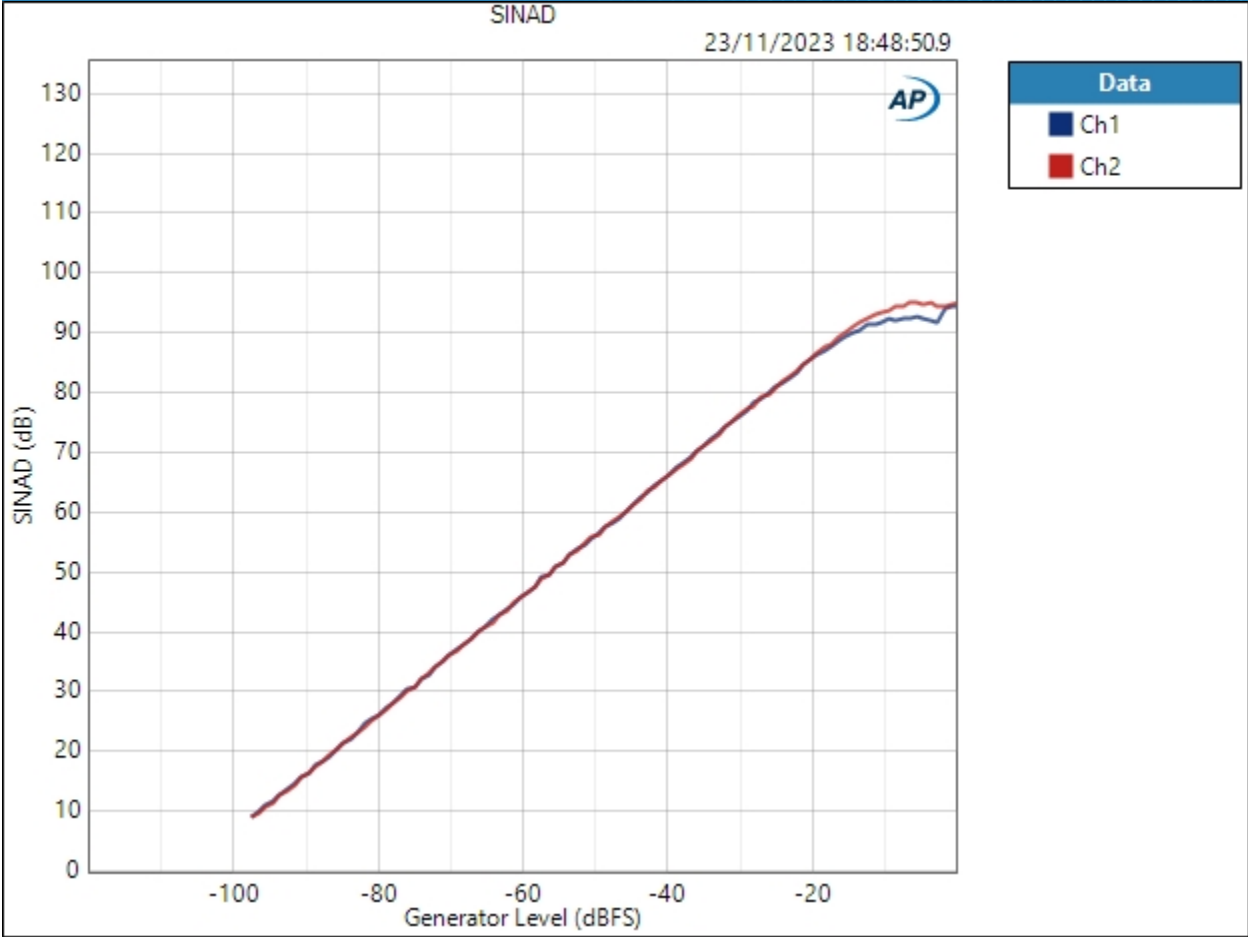


Result: PASSED

SINAD (23/11/2023 18:48:50.931)



Sequence Report AP

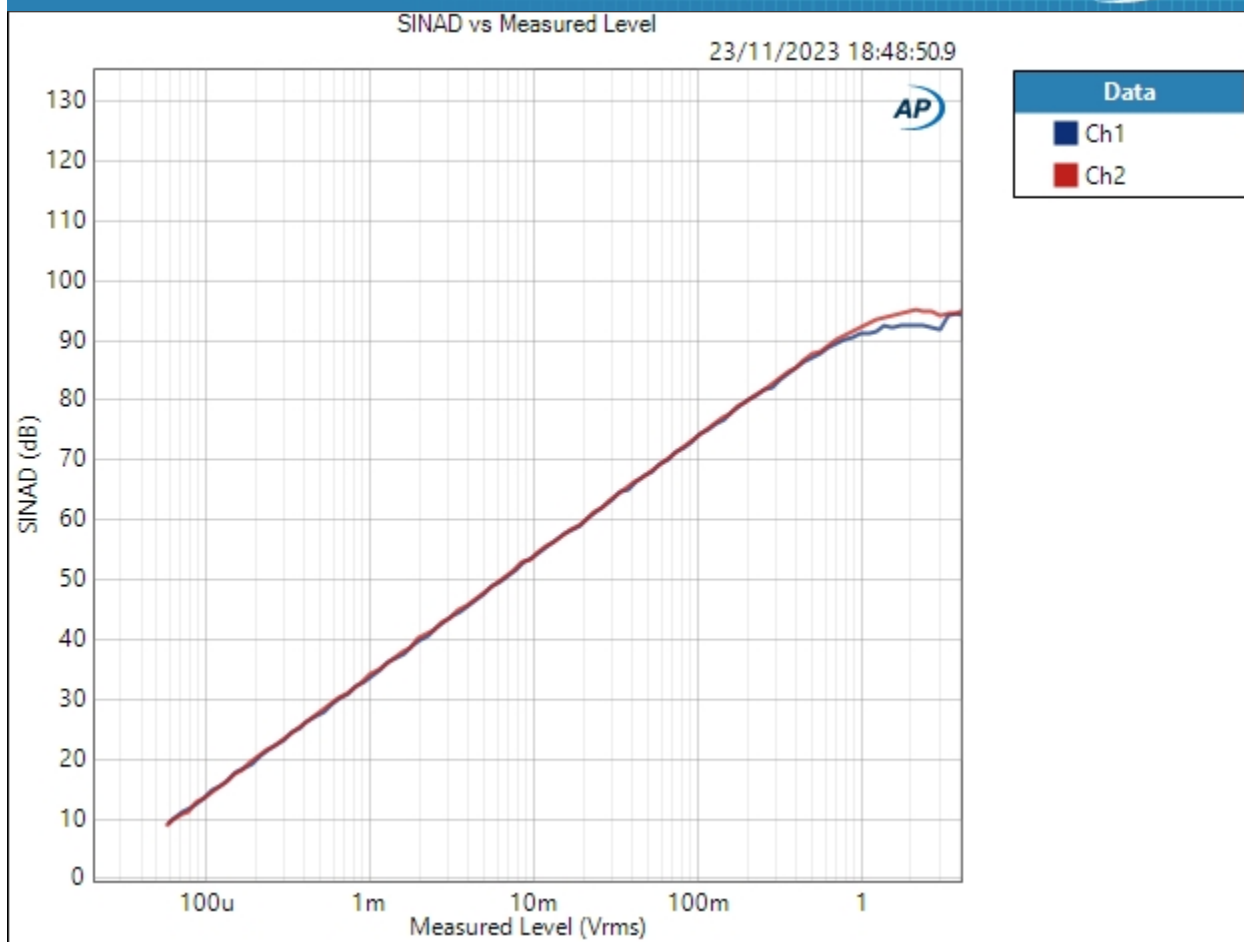


Result: ✔ PASSED

SINAD vs Measured Level (23/11/2023 18:48:50.931)



Sequence Report



Result: PASSED



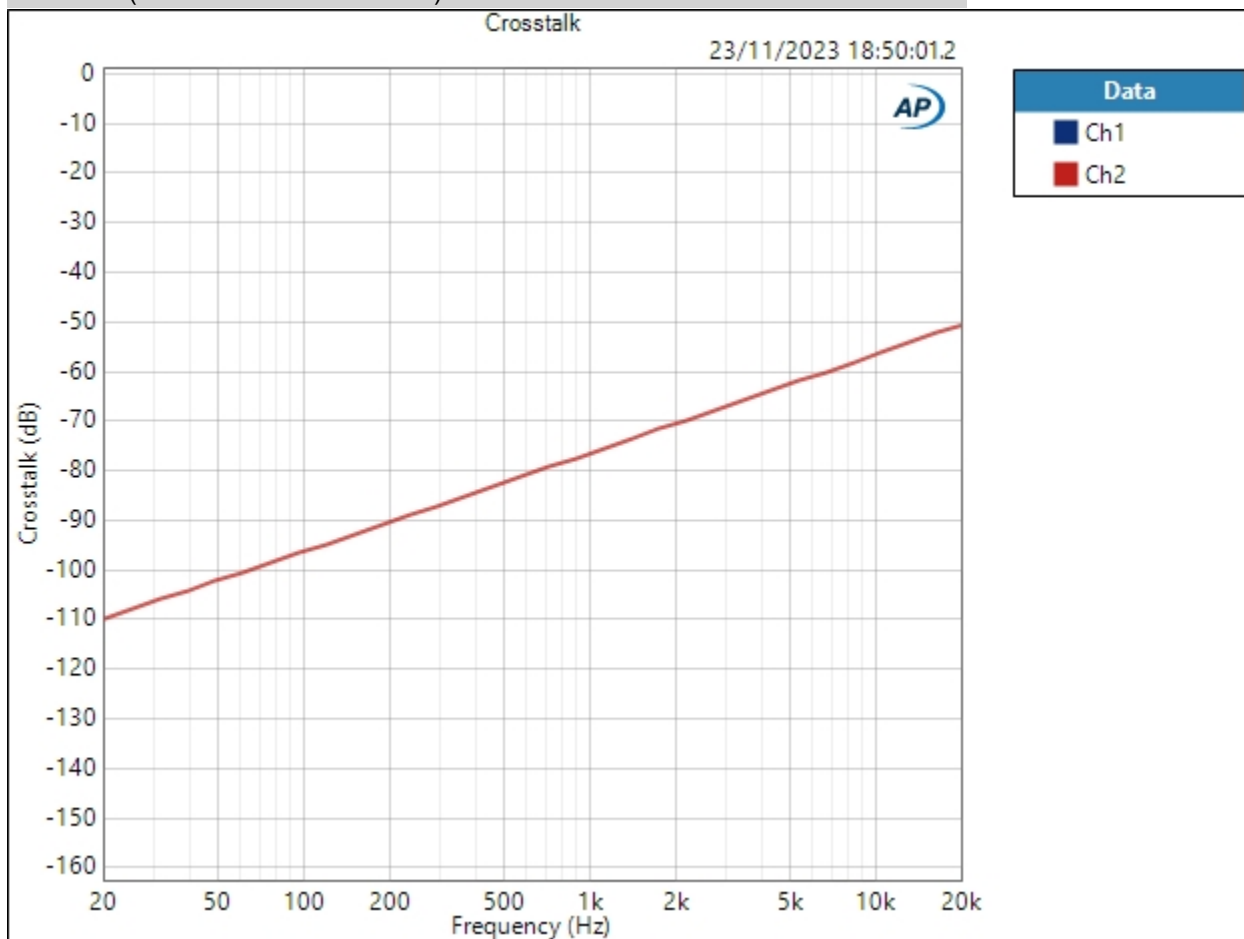
Sequence Report



SIG 2 - Main Measurements (44.1kHz) : Crosstalk Sweep, One Channel Driven

Generator Level: -0.000 dBFS
DC Offset: 0.000 D
Start Frequency: 20.0000 kHz
Stop Frequency: 20.0000 Hz
Step Type: Logarithmic
Number of Points: 32
Measured 1 23/11/2023 18:50:01

Crosstalk (23/11/2023 18:50:01.206)





Sequence Report



Crosstalk Parameters

Source: Ch1

Result:  PASSED

SIG 2 - Main Measurements (44.1kHz) : DC Offset (active)

Waveform: Sine
Generator Level: -3.000 dBFS
DC Offset: 0.000 D
Frequency: 1.00000 kHz
Delay Time: 400.0 ms
Acquisition Time: 333.0 ms

DC Level (23/11/2023 18:51:17.470)

Ch1 -1.353 mV
Ch2 1.946 mV

SIG 2 - Main Measurements (44.1kHz) : DC Offset (idle)

Waveform: Sine
Generator Level: $-\infty$ dBFS
DC Offset: 0.000 D
Frequency: 1.00000 kHz
Delay Time: 100.0 ms
Acquisition Time: 333.0 ms

DC Level (23/11/2023 18:51:23.830)

Ch1 -1.487 mV
Ch2 1.897 mV



Sequence Report



SIG 3 - 44.1kHz Jitter : Signap Path Setup

Output Connector:	ASIO
Asio Device:	ASIO4ALL v2
Scaling Mode:	Digital
Output Sample Rate:	44.1000 kHz
Output Latency:	Auto
Buffer Size:	1024
Clock Source:	Big Ben
Input 1:	Analog Balanced
Measure:	Auto
Channels:	Auto (2 Channels)
Ch1	Data from Ch1, Sensitivity = 0.00 dB, Gain = 0.00 dB
Ch2	Data from Ch2, Sensitivity = 0.00 dB, Gain = 0.00 dB
Input Bandwidth:	AC (<10 Hz) - 90k (192 kHz SR)
Input EQ:	None
Termination:	200 kohm
High Performance Sine Analyzer:	Disabled
Input 2:	None
Device Delay:	0.000 s
• References	
dBr G:	-20.000 dBFS
Shared Frequency Reference:	1.00000 kHz
Analog Input	
dBrA:	4.095 Vrms
dBrB:	4.095 Vrms
dBrA Offset:	0.000 dB
dBrB Offset:	3.000 dB
dB SPL1:	4.095 Vrms
dB SPL2:	4.095 Vrms
dB SPL1 Calibrator Level:	60.000 dB SPL
dB SPL2 Calibrator Level:	50.000 dB SPL



Sequence Report



dBm (Input Power):	600.0 ohm
W(watts) (Input Power):	8.000 ohm
• DCX	
DCX is not detected.	
• Clocks	
Output Rate:	Track Output SR
Sync Out Level:	3.300 V
Sync Out Polarity:	Normal
Timebase Reference:	Internal
Jitter:	Disabled
• Triggers	
Source:	Off
Input Logic Level:	3.300 V
Edge:	Rising



Sequence Report



SIG 3 - 44.1kHz Jitter : 44.1kHz J-Test (Jitter)

Waveform: J-test_44k_PCM24_LR.wav

Bit Exact: True

Start Offset (sec): 0.000 s

Secondary Source: None

Measured 1 23/11/2023 18:52:27

Acquisition Type: Auto

Trigger: Free Run

Delay Time: 500.0 ms

Input Bandwidth: Use Signal Path

FFT Length: 1248000

Averaging: Power

Averages: 8

Window: AP-Equiripple

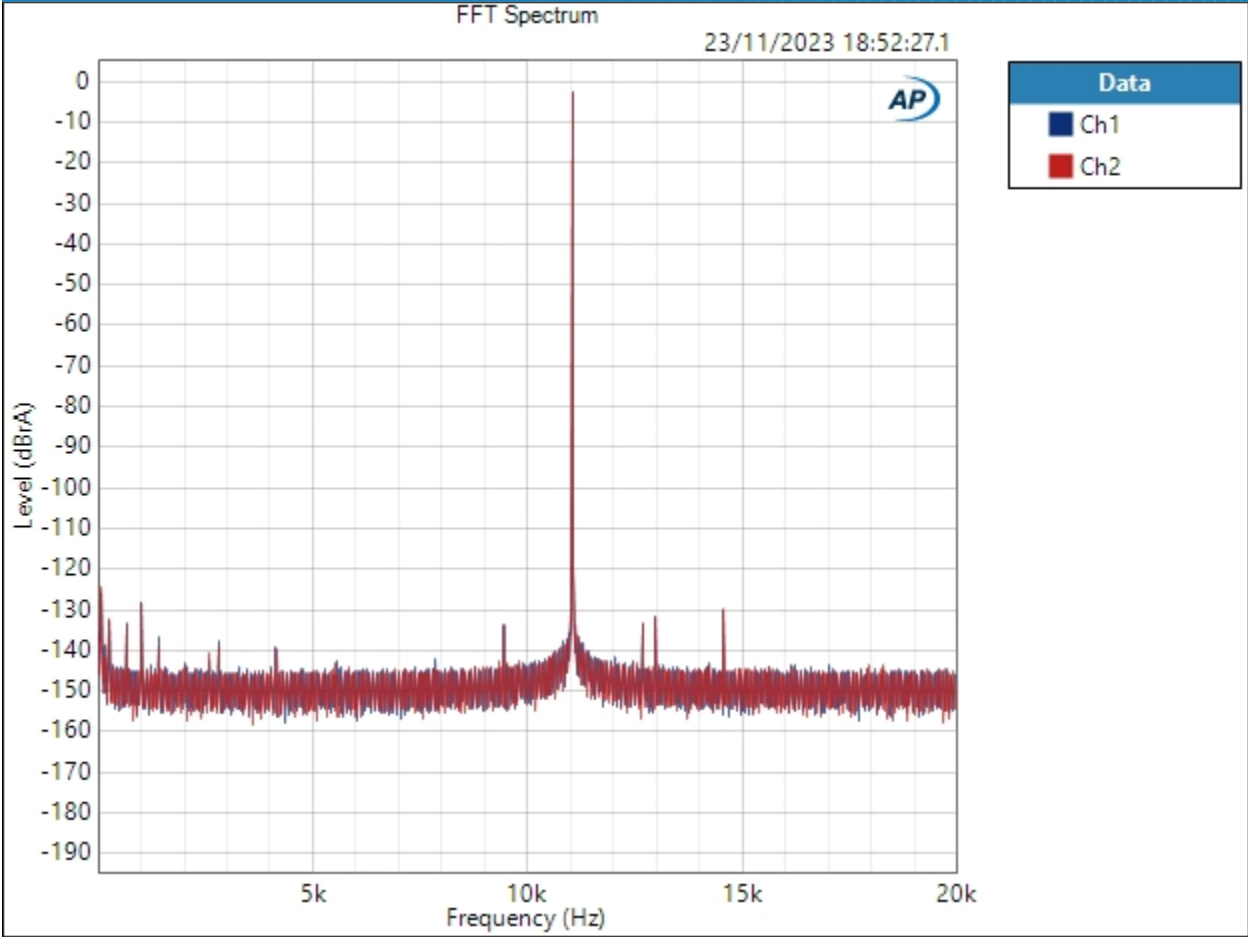
Record Acquisition: False

Recording Type: Multiple Mono PCM (.wav)

FFT Spectrum (23/11/2023 18:52:27.147)



Sequence Report AP



Result: ✔ PASSED



Sequence Report



SIG 4 - 48khz Jitter : Signap Path Setup

Output Connector:	ASIO
Asio Device:	ASIO4ALL v2
Scaling Mode:	Digital
Output Sample Rate:	48.0000 kHz
Output Latency:	Auto
Buffer Size:	2048
Clock Source:	Big Ben
Input 1:	Analog Balanced
Measure:	Auto
Channels:	Auto (2 Channels)
Ch1	Data from Ch1, Sensitivity = 0.00 dB, Gain = 0.00 dB
Ch2	Data from Ch2, Sensitivity = 0.00 dB, Gain = 0.00 dB
Input Bandwidth:	AC (<10 Hz) - AES17 (20 kHz)
Input EQ:	None
Termination:	200 kohm
High Performance Sine Analyzer:	Disabled
Input 2:	None
Device Delay:	0.000 s
• References	
dBr G:	-20.000 dBFS
Shared Frequency Reference:	1.00000 kHz
Analog Input	
dBrA:	4.095 Vrms
dBrB:	4.095 Vrms
dBrA Offset:	0.000 dB
dBrB Offset:	3.000 dB
dB SPL1:	4.095 Vrms
dB SPL2:	4.095 Vrms
dB SPL1 Calibrator Level:	60.000 dB SPL
dB SPL2 Calibrator Level:	50.000 dB SPL



Sequence Report



dBm (Input Power):	600.0 ohm
W(watts) (Input Power):	8.000 ohm
• DCX	
DCX is not detected.	
• Clocks	
Output Rate:	Track Output SR
Sync Out Level:	3.300 V
Sync Out Polarity:	Normal
Timebase Reference:	Internal
Jitter:	Disabled
• Triggers	
Source:	Off
Input Logic Level:	3.300 V
Edge:	Rising



Sequence Report



SIG 4 - 48khz Jitter : 48khz J-Test (Jitter)

Waveform: J-test_48k_PCM24_LR.wav

Bit Exact: True

Start Offset (sec): 0.000 s

Secondary Source: None

Measured 1 23/11/2023 18:53:53

Acquisition Type: Auto

Trigger: Free Run

Delay Time: 500.0 ms

Input Bandwidth: Use Signal Path

FFT Length: 1248000

Averaging: Power

Averages: 3

Window: AP-Equiripple

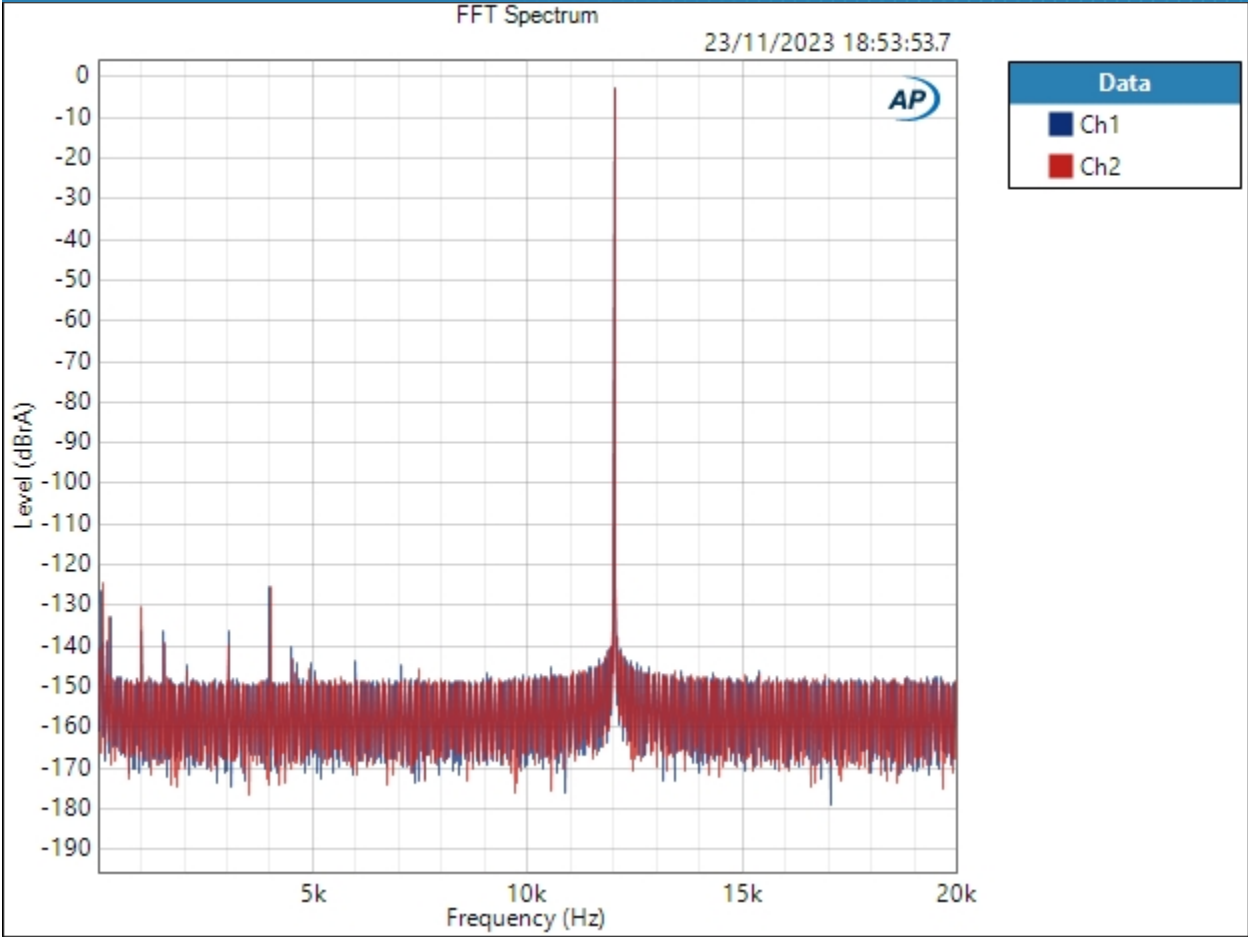
Record Acquisition: False

Recording Type: Multiple Mono PCM (.wav)

FFT Spectrum (23/11/2023 18:53:53.799)



Sequence Report AP



Result: ✔ PASSED



Sequence Report



SIG 5 - Bandwidth (192khz) : Signal Path Setup

Output Connector:	ASIO
Asio Device:	ASIO4ALL v2
Scaling Mode:	Digital
Output Sample Rate:	192.000 kHz
Output Latency:	Auto
Buffer Size:	2048
Clock Source:	Big Ben
Input 1:	Analog Balanced
Measure:	Auto
Channels:	Custom (2 Channels)
Ch1	Data from Ch1, Sensitivity = 0.00 dB, Gain = 0.00 dB
Ch2	Data from Ch2, Sensitivity = 0.00 dB, Gain = 0.00 dB
Input Bandwidth:	AC (<10 Hz) - 90k (192 kHz SR)
Input EQ:	None
Termination:	200 kohm
High Performance Sine Analyzer:	Enabled
Input 2:	None
Device Delay:	0.000 s
• References	
dBr G:	-20.000 dBFS
Shared Frequency Reference:	1.00000 kHz
Analog Input	
dBrA:	4.095 Vrms
dBrB:	4.095 Vrms
dBrA Offset:	0.000 dB
dBrB Offset:	3.000 dB
dB SPL1:	4.095 Vrms
dB SPL2:	4.095 Vrms
dB SPL1 Calibrator Level:	60.000 dB SPL
dB SPL2 Calibrator Level:	50.000 dB SPL



Sequence Report



dBm (Input Power):	600.0 ohm
W(watts) (Input Power):	8.000 ohm
• DCX	
DCX is not detected.	
• Clocks	
Output Rate:	Track Output SR
Sync Out Level:	3.300 V
Sync Out Polarity:	Normal
Timebase Reference:	Internal
Jitter:	Disabled
• Triggers	
Source:	Off
Input Logic Level:	3.300 V
Edge:	Rising



Sequence Report



SIG 5 - Bandwidth (192khz) : 90khz Bandwidth

Start Frequency: 20.0000 Hz

Stop Frequency: 90.0000 kHz

Generator Level: -3.000 dBFS

DC Offset: 0.000 D

EQ: None

Pre-Sweep: 500.0 ms

Sweep: 5.000 s

Extend Acquisition By: 500.0 ms

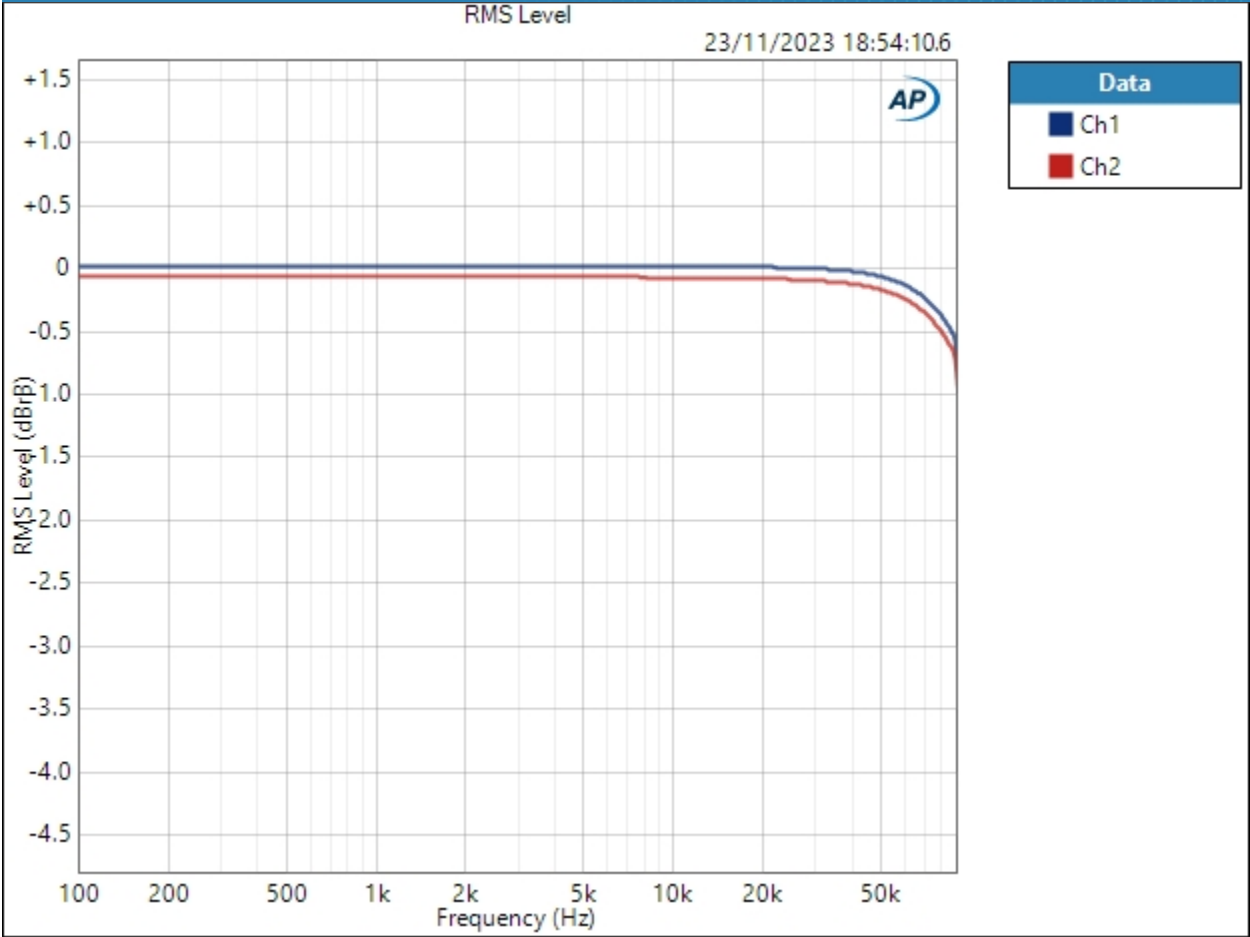
Secondary Source: None

Measured 1 23/11/2023 18:54:10

RMS Level (23/11/2023 18:54:10.655)



Sequence Report



Result: PASSED



Sequence Report



SIG 6 - THD and Phase vs Frequency : Signal Path Setup

Output Connector:	ASIO
Asio Device:	ASIO4ALL v2
Scaling Mode:	Digital
Output Sample Rate:	44.1000 kHz
Output Latency:	Auto
Buffer Size:	2048
Clock Source:	Big Ben
Input 1:	Analog Balanced
Measure:	Auto
Channels:	Custom (2 Channels)
Ch1	Data from Ch1, Sensitivity = 0.00 dB, Gain = 0.00 dB
Ch2	Data from Ch2, Sensitivity = 0.00 dB, Gain = 0.00 dB
Input Bandwidth:	AC (<10 Hz) - 90k (192 kHz SR)
Input EQ:	None
Termination:	200 kohm
High Performance Sine Analyzer:	Enabled
Input 2:	None
Device Delay:	0.000 s
• References	
dBr G:	-20.000 dBFS
Shared Frequency Reference:	1.00000 kHz
Analog Input	
dBrA:	4.095 Vrms
dBrB:	4.095 Vrms
dBrA Offset:	0.000 dB
dBrB Offset:	3.000 dB
dB SPL1:	4.095 Vrms
dB SPL2:	4.095 Vrms
dB SPL1 Calibrator Level:	60.000 dB SPL
dB SPL2 Calibrator Level:	50.000 dB SPL



Sequence Report



dBm (Input Power):	600.0 ohm
W(watts) (Input Power):	8.000 ohm
• DCX	
DCX is not detected.	
• Clocks	
Output Rate:	Track Output SR
Sync Out Level:	3.300 V
Sync Out Polarity:	Normal
Timebase Reference:	Internal
Jitter:	Disabled
• Triggers	
Source:	Off
Input Logic Level:	3.300 V
Edge:	Rising



Sequence Report



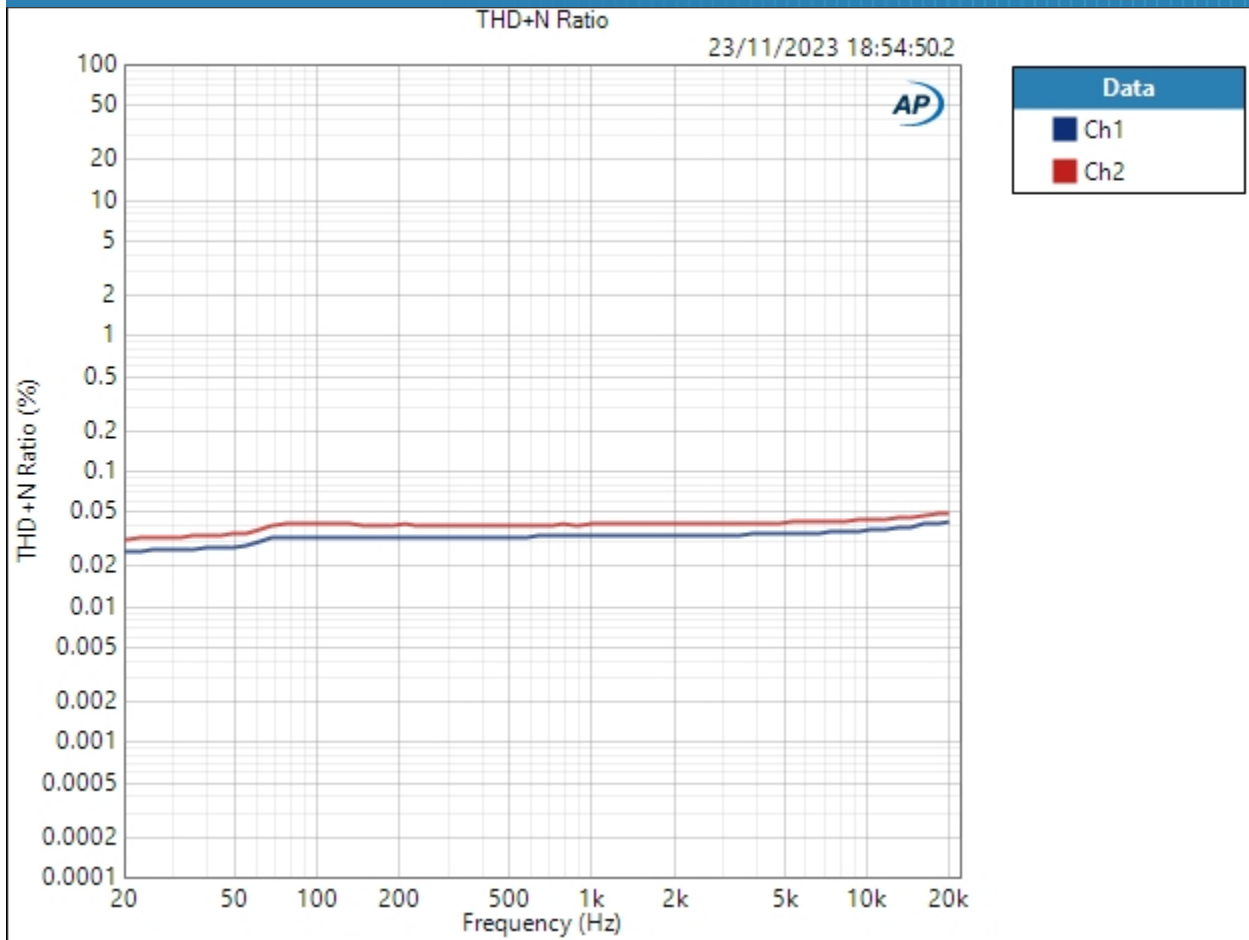
SIG 6 - THD and Phase vs Frequency : THD+N vs frequency (AES 40kHz filter)

Waveform:	Sine
Generator Level:	-0.000 dBFS
DC Offset:	0.000 D
EQ:	None
Start Frequency:	22.0059 kHz
Stop Frequency:	20.0000 Hz
Step Type:	Logarithmic
Number of Points:	64
High-pass Filter:	Elliptic
High-pass Frequency:	20 Hz
Low-pass Filter:	Signal Path
Weighting Filter:	Signal Path
Phase Ref Channel:	Ch1
Measured 1	23/11/2023 18:54:50

THD+N Ratio (23/11/2023 18:54:50.242)



Sequence Report



Result: ✔ PASSED



Sequence Report



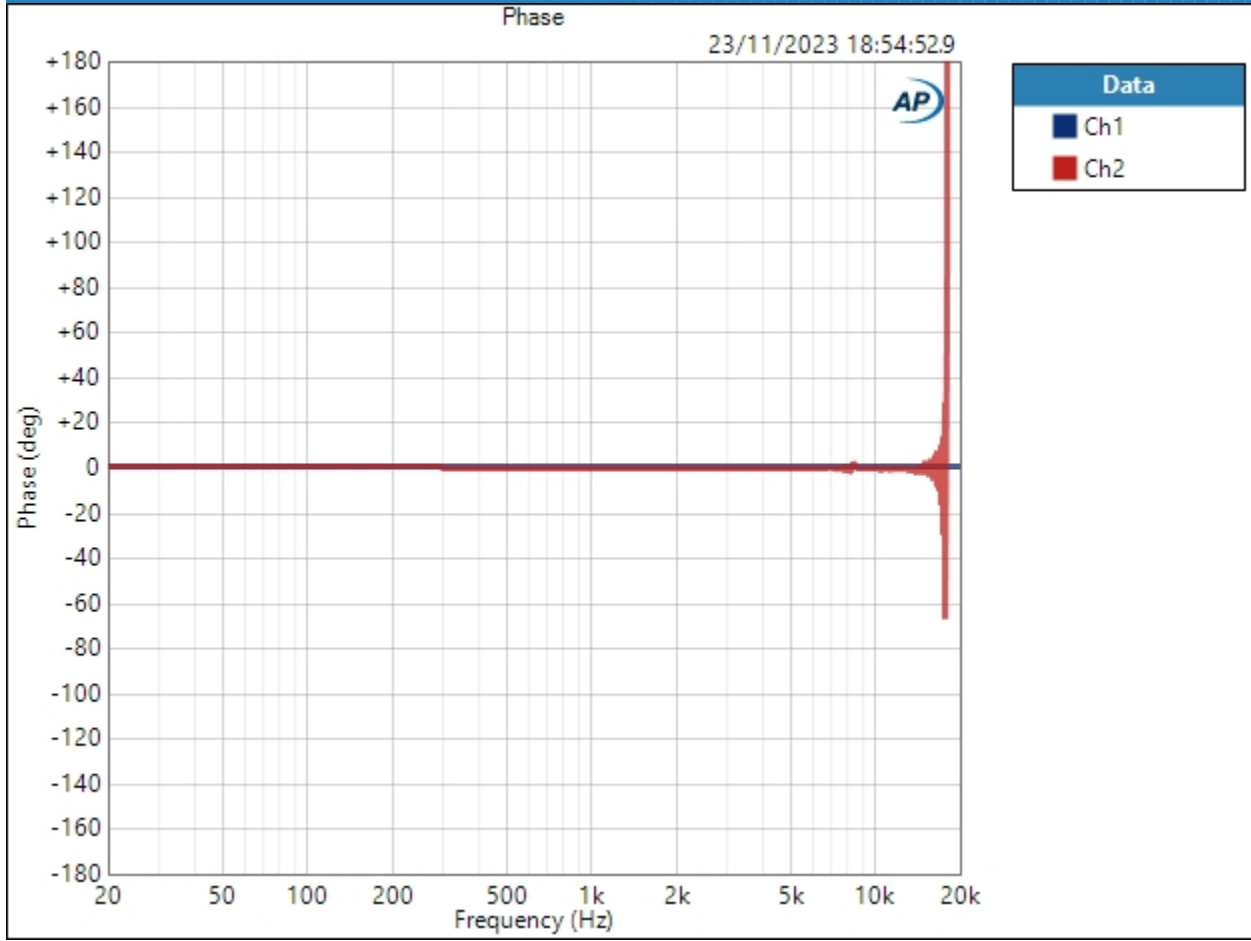
SIG 6 - THD and Phase vs Frequency : Interchannel Phase and Group Delay

Start Frequency: 20.0000 Hz
Stop Frequency: 20.0000 kHz
Generator Level: -20.000 dBFS
DC Offset: 0.000 D
EQ: None
Pre-Sweep: 0.000 s
Sweep: 350.0 ms
Measured 1 23/11/2023 18:54:52
Step Type: Log Chirp
Extend Acquisition By: 50.00 ms
Crosstalk Type: High speed
Secondary Source: None

Phase (23/11/2023 18:54:52.913)



Sequence Report AP



Phase Parameters

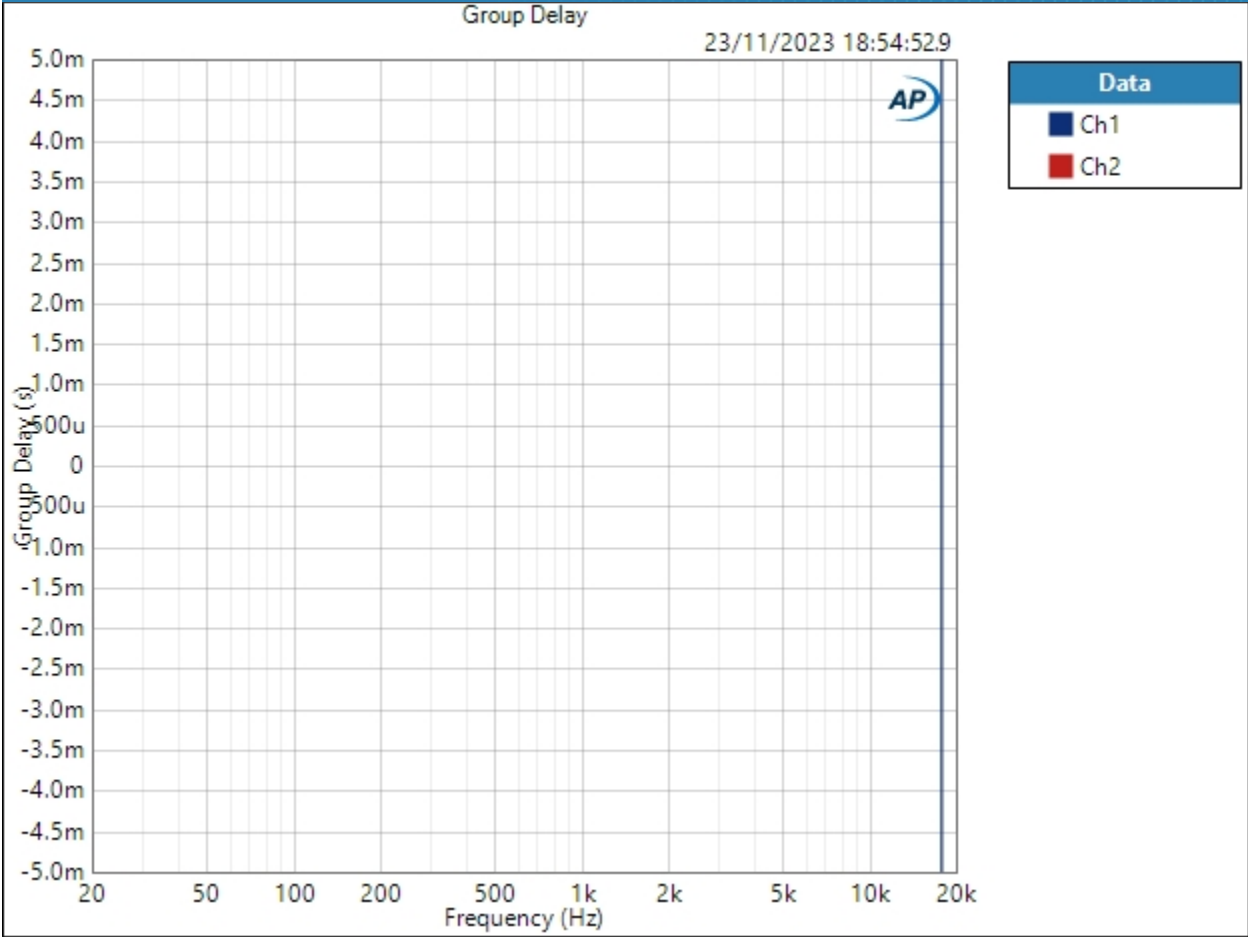
Mode: Relative to Ch1

Result: ✔ PASSED

Group Delay (23/11/2023 18:54:52.913)



Sequence Report



Result: PASSED



Sequence Report



SIG 7 - Wideband and Intersample Overs : Signal Path Setup

Output Connector:	ASIO
Asio Device:	ASIO4ALL v2
Scaling Mode:	Digital
Output Sample Rate:	44.1000 kHz
Output Latency:	Auto
Buffer Size:	2048
Clock Source:	Big Ben
Input 1:	Analog Balanced
Measure:	Auto
Channels:	Auto (2 Channels)
Ch1	Data from Ch1, Sensitivity = 0.00 dB, Gain = 0.00 dB
Ch2	Data from Ch2, Sensitivity = 0.00 dB, Gain = 0.00 dB
Input Bandwidth:	AC (<10 Hz) - 1M (2.496 MHz SR)
Input EQ:	None
Termination:	200 kohm
High Performance Sine Analyzer:	Disabled
Input 2:	None
Device Delay:	0.000 s
• References	
dBr G:	-20.000 dBFS
Shared Frequency Reference:	1.00000 kHz
Analog Input	
dBrA:	4.095 Vrms
dBrB:	4.095 Vrms
dBrA Offset:	0.000 dB
dBrB Offset:	3.000 dB
dB SPL1:	4.095 Vrms
dB SPL2:	4.095 Vrms
dB SPL1 Calibrator Level:	60.000 dB SPL
dB SPL2 Calibrator Level:	50.000 dB SPL



Sequence Report



dBm (Input Power):	600.0 ohm
W(watts) (Input Power):	8.000 ohm
• DCX	
DCX is not detected.	
• Clocks	
Output Rate:	Track Output SR
Sync Out Level:	3.300 V
Sync Out Polarity:	Normal
Timebase Reference:	Internal
Jitter:	Disabled
• Triggers	
Source:	Off
Input Logic Level:	3.300 V
Edge:	Rising



Sequence Report



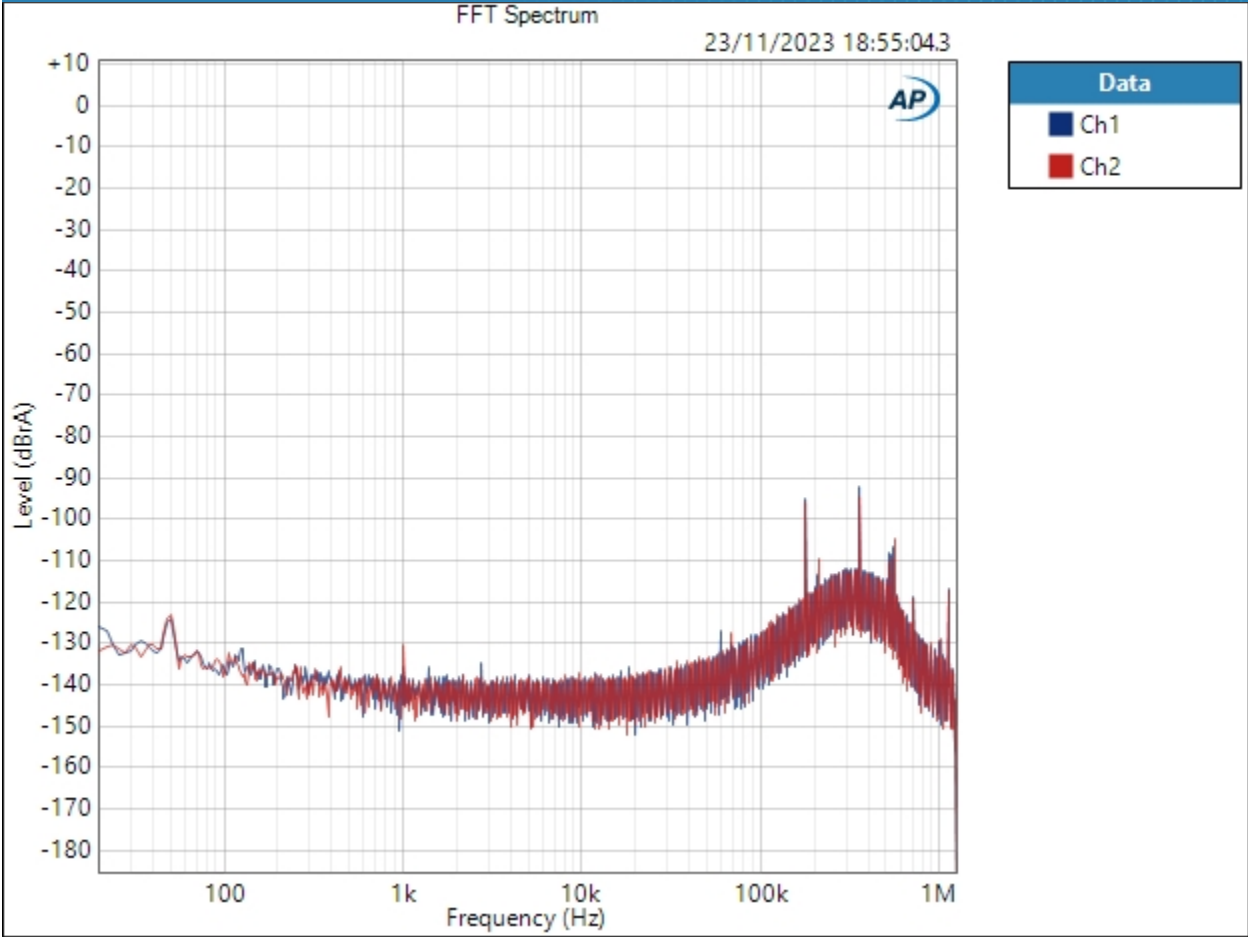
SIG 7 - Wideband and Intersample Overs : Wideband idle noise

Waveform: Sine
Generator Level: $-\infty$ dBFS
DC Offset: 0.000 D
Frequency: 1.00000 kHz
Secondary Source: None
Measured 1: 23/11/2023 18:55:04
Acquisition Type: Auto
Trigger: Free Run
Delay Time: 250.0 ms
Input Bandwidth: Use Signal Path
FFT Length: 1248000
Averaging: Power
Averages: 6
Window: AP-Equiripple
Record Acquisition: False
Recording Type: Multiple Mono PCM (.wav)

FFT Spectrum (23/11/2023 18:55:04.360)



Sequence Report



Result: PASSED



Sequence Report



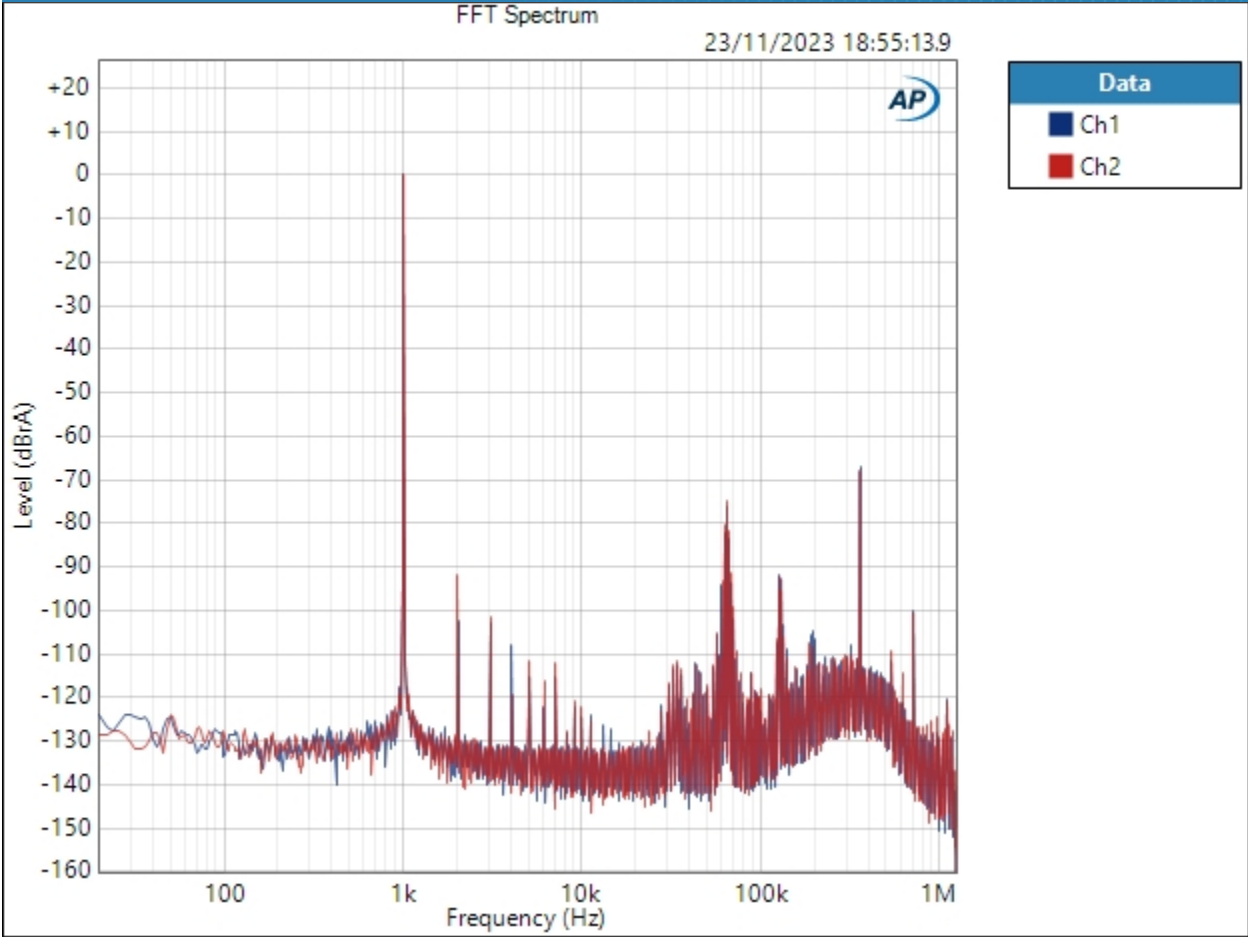
SIG 7 - Wideband and Intersample Overs : 1khz 0dbfs wideband

Waveform: Sine
Generator Level: -0.000 dBFS
DC Offset: 0.000 D
Frequency: 1.00000 kHz
Secondary Source: None
Measured 1 23/11/2023 18:55:13
Acquisition Type: Auto
Trigger: Free Run
Delay Time: 250.0 ms
Input Bandwidth: Use Signal Path
FFT Length: 1248000
Averaging: Power
Averages: 6
Window: AP-Equiripple
Record Acquisition: False
Recording Type: Multiple Mono PCM (.wav)

FFT Spectrum (23/11/2023 18:55:13.990)



Sequence Report AP



Result: ✔ PASSED



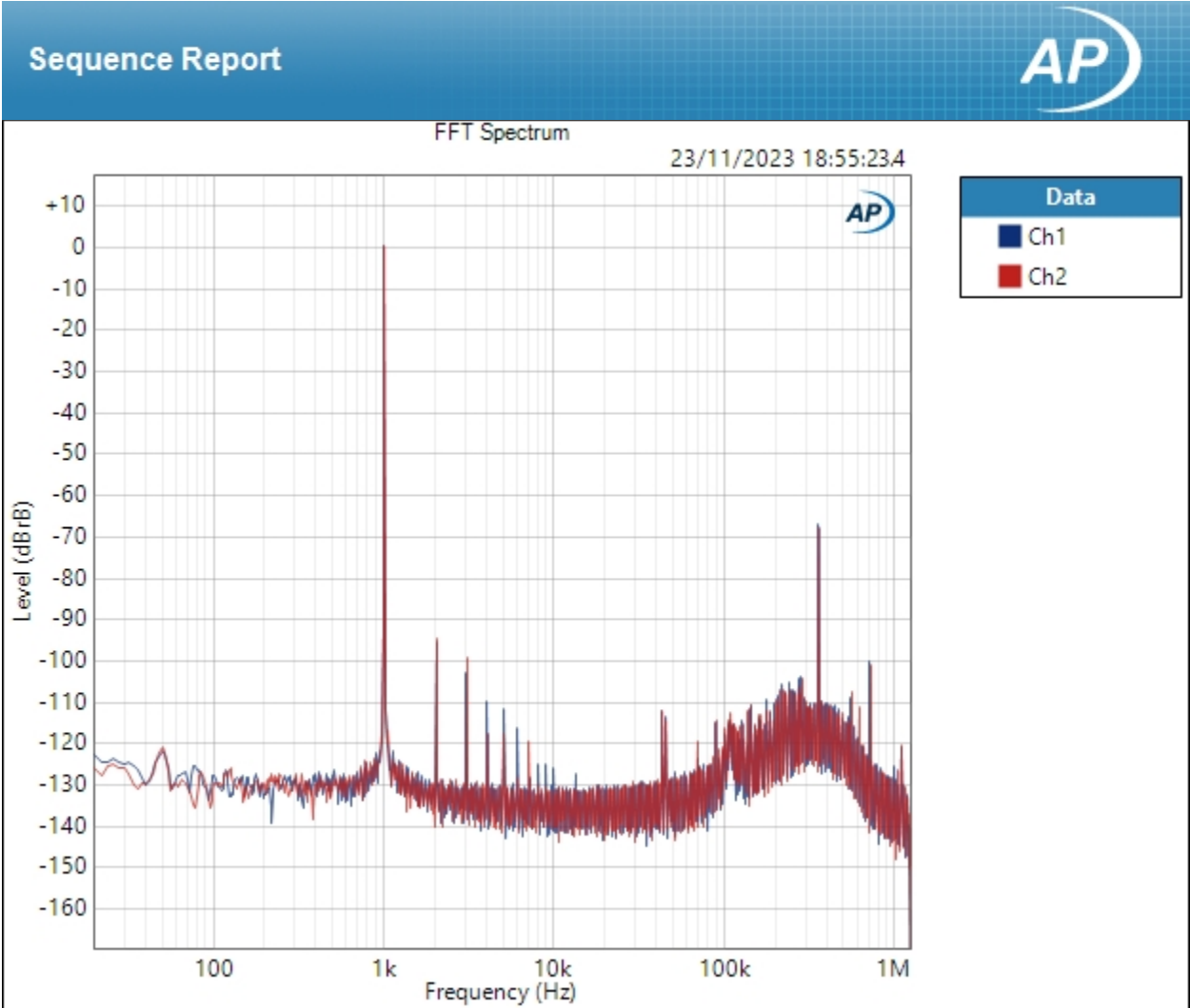
Sequence Report



SIG 7 - Wideband and Intersample Overs : 1khz -3dbfs wideband

Waveform: Sine
Generator Level: -3.000 dBFS
DC Offset: 0.000 D
Frequency: 1.00000 kHz
Secondary Source: None
Measured 1 23/11/2023 18:55:23
Acquisition Type: Auto
Trigger: Free Run
Delay Time: 250.0 ms
Input Bandwidth: Use Signal Path
FFT Length: 1248000
Averaging: Power
Averages: 6
Window: AP-Equiripple
Record Acquisition: False
Recording Type: Multiple Mono PCM (.wav)

FFT Spectrum (23/11/2023 18:55:23.433)



Result: PASSED



Sequence Report



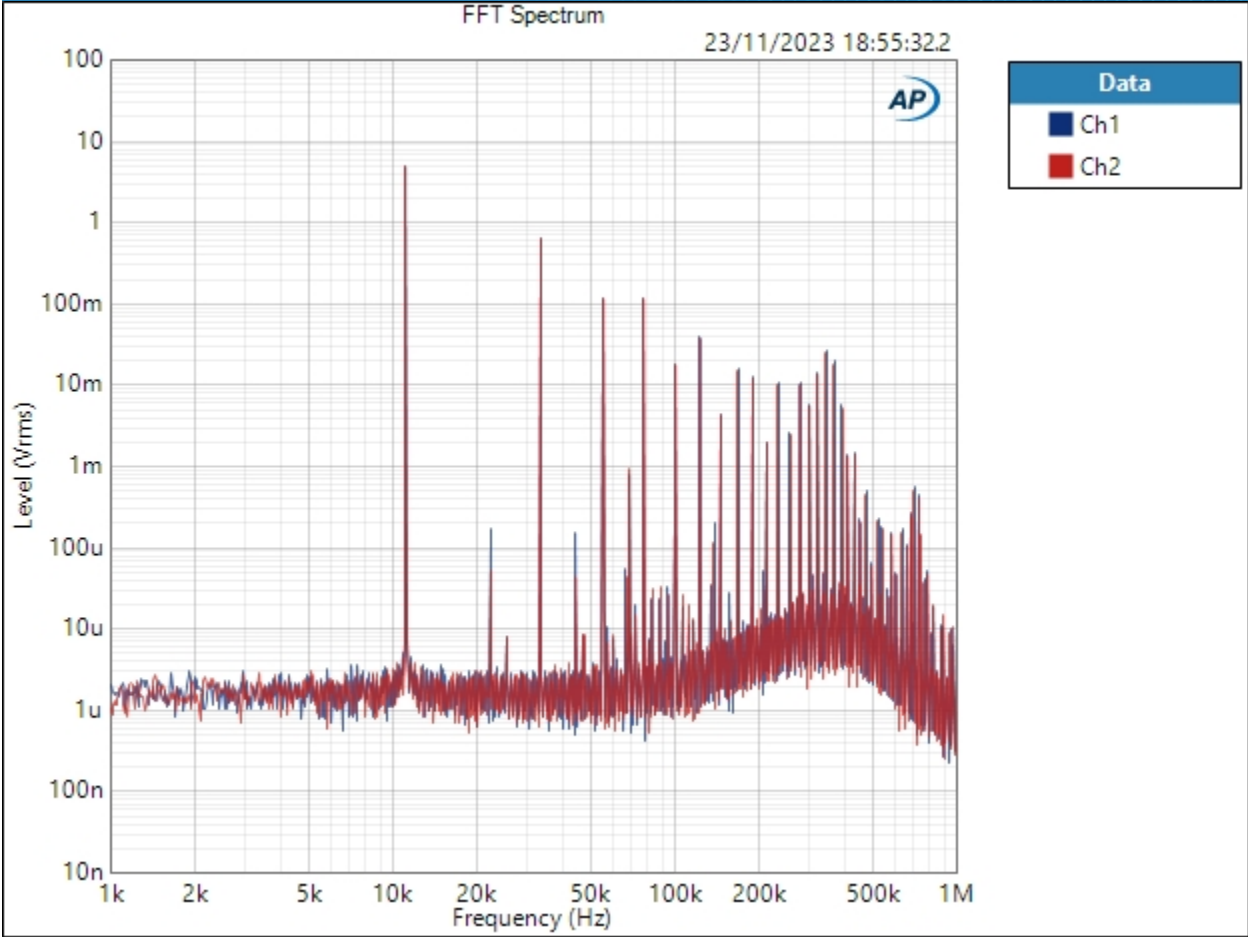
SIG 7 - Wideband and Intersample Overs : Intersample Overs (+3dB)

Waveform: Intersample overs +3dB.wav
Bit Exact: True
Start Offset (sec): 0.000 s
Secondary Source: None
Measured 1: 23/11/2023 18:55:32
Acquisition Type: Auto
Trigger: Free Run
Delay Time: 1.000 s
Input Bandwidth: Use Signal Path
FFT Length: 262144
Averaging: Power
Averages: 4
Window: AP-Equiripple
Record Acquisition: False
Recording Type: Multiple Mono PCM (.wav)

FFT Spectrum (23/11/2023 18:55:32.270)



Sequence Report AP

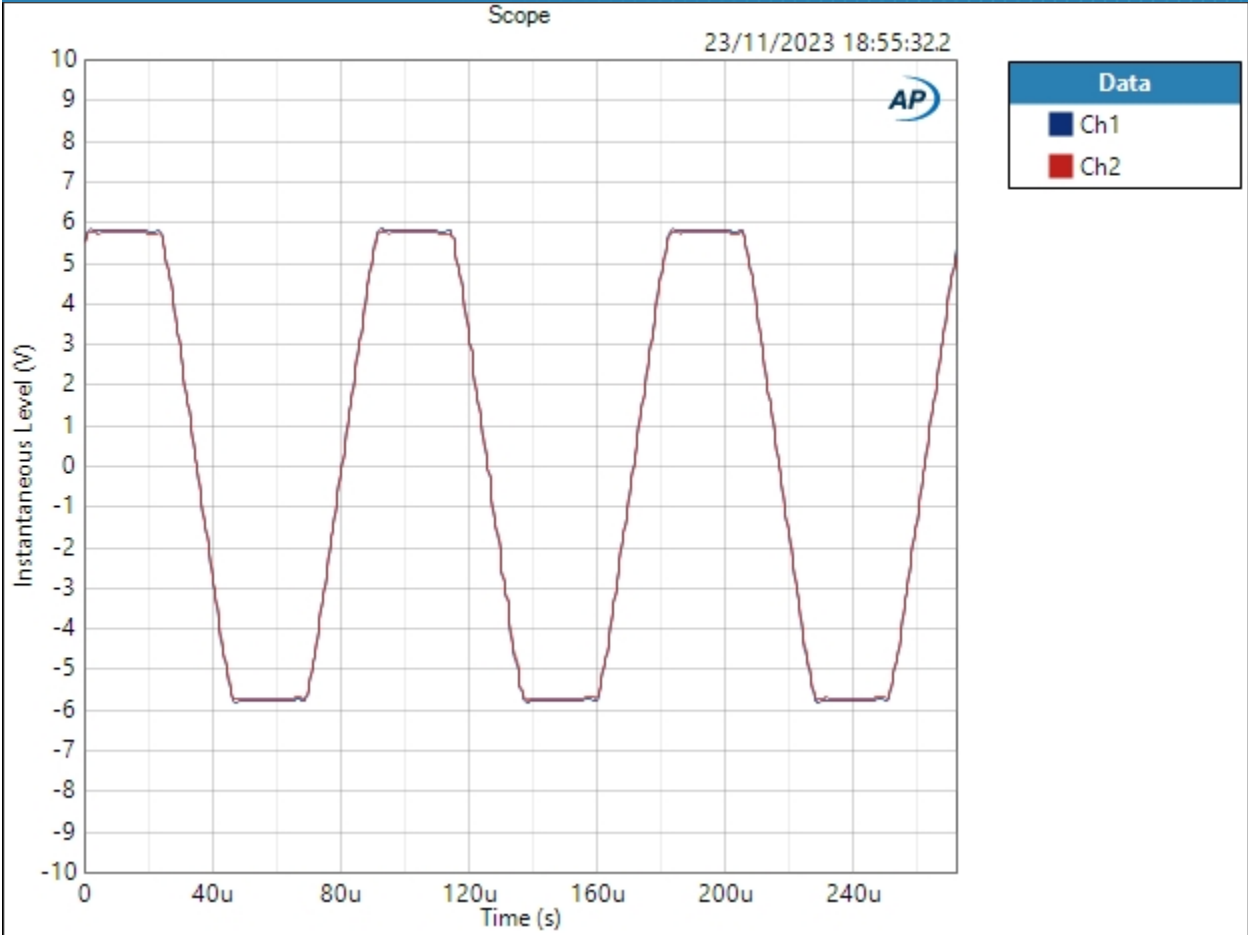


Result: ✔ PASSED

Scope (23/11/2023 18:55:32.270)



Sequence Report



Data	
■	Ch1
■	Ch2

Scope Parameters

Interpolated: On

Result: PASSED



Sequence Report



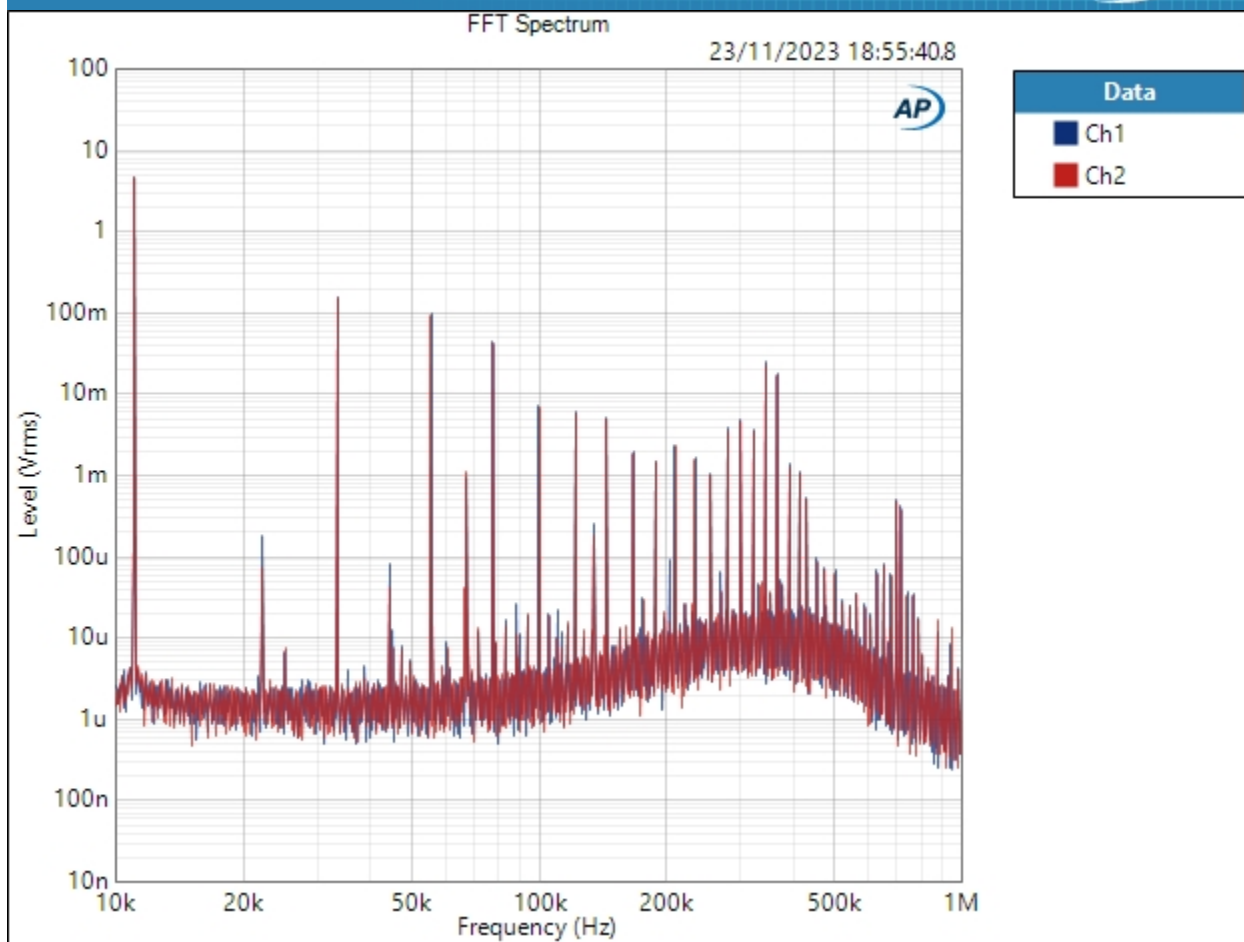
SIG 7 - Wideband and Intersample Overs : Intersample Overs (+1dB)

Waveform: Intersample Overs +1dB.wav
Bit Exact: True
Start Offset (sec): 0.000 s
Secondary Source: None
Measured 1: 23/11/2023 18:55:40
Acquisition Type: Auto
Trigger: Free Run
Delay Time: 1.000 s
Input Bandwidth: Use Signal Path
FFT Length: 262144
Averaging: Power
Averages: 4
Window: AP-Equiripple
Record Acquisition: False
Recording Type: Multiple Mono PCM (.wav)

FFT Spectrum (23/11/2023 18:55:40.842)



Sequence Report

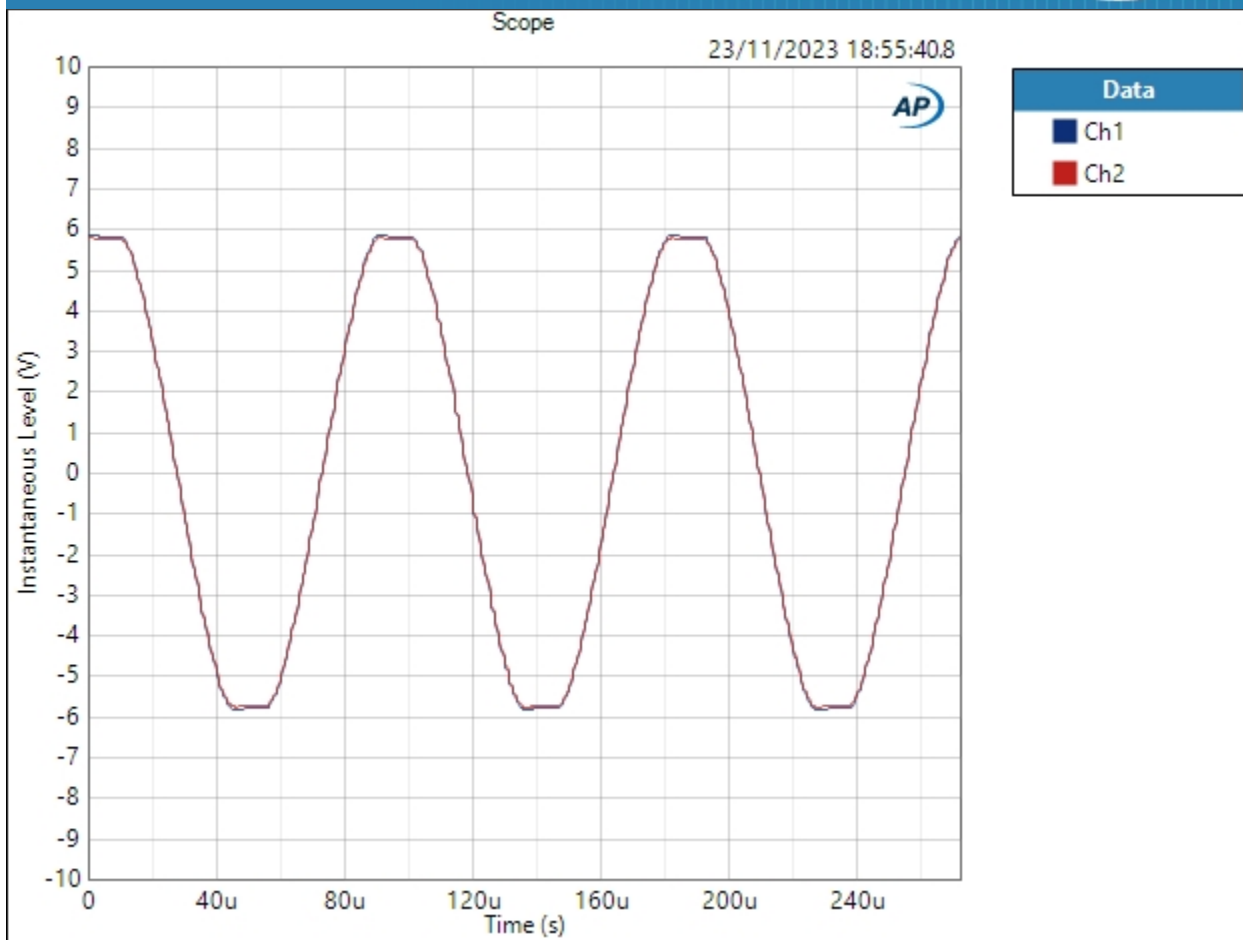


Result: PASSED

Scope (23/11/2023 18:55:40.842)



Sequence Report



Scope Parameters

Interpolated: On

Result: PASSED



Sequence Report



SIG 8 - Multitone : Signal Path Setup

Output Connector:	ASIO
Asio Device:	ASIO4ALL v2
Scaling Mode:	Digital
Output Sample Rate:	192.000 kHz
Output Latency:	Auto
Buffer Size:	2048
Clock Source:	Big Ben
Input 1:	Analog Balanced
Measure:	Auto
Channels:	Custom (2 Channels)
Ch1	Data from Ch1, Sensitivity = 0.00 dB, Gain = 0.00 dB
Ch2	Data from Ch2, Sensitivity = 0.00 dB, Gain = 0.00 dB
Input Bandwidth:	AC (<10 Hz) - 90k (192 kHz SR)
Input EQ:	None
Termination:	200 kohm
High Performance Sine Analyzer:	Enabled
Input 2:	None
Device Delay:	0.000 s
• References	
dBr G:	-20.000 dBFS
Shared Frequency Reference:	1.00000 kHz
Analog Input	
dBrA:	4.160 Vrms
dBrB:	4.160 Vrms
dBrA Offset:	0.000 dB
dBrB Offset:	3.000 dB
dB SPL1:	4.160 Vrms
dB SPL2:	4.100 Vrms
dB SPL1 Calibrator Level:	60.000 dB SPL
dB SPL2 Calibrator Level:	21.500 dB SPL



Sequence Report



dBm (Input Power):	600.0 ohm
W(watts) (Input Power):	8.000 ohm
• DCX	
DCX is not detected.	
• Clocks	
Output Rate:	Track Output SR
Sync Out Level:	3.300 V
Sync Out Polarity:	Normal
Timebase Reference:	Internal
Jitter:	Disabled
• Triggers	
Source:	Off
Input Logic Level:	3.300 V
Edge:	Rising



Sequence Report



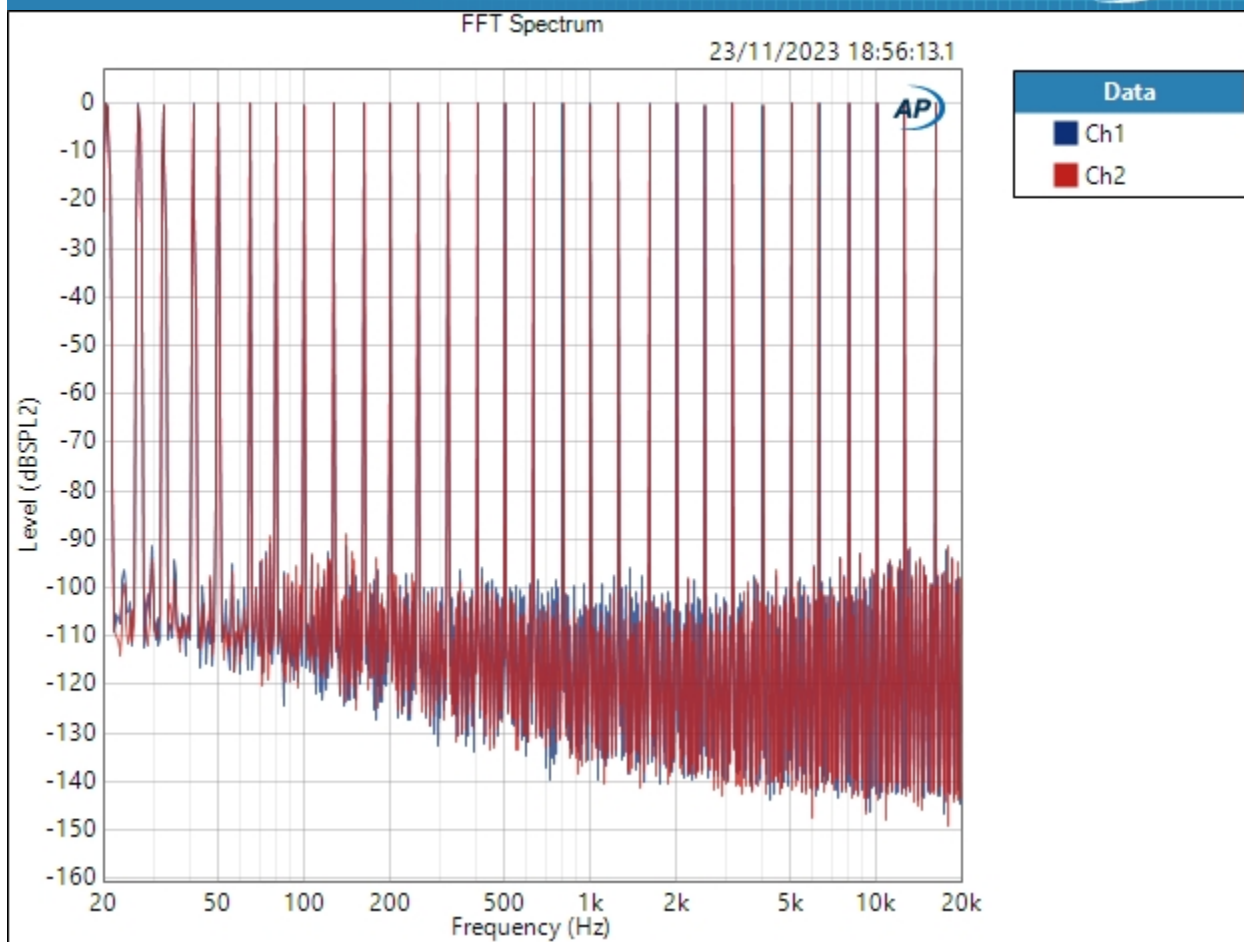
SIG 8 - Multitone : 32 Tone Test

Waveform: APx555 Multitone 32 192 khz 24 bit.wav
Bit Exact: True
Start Offset (sec): 0.000 s
Secondary Source: None
Measured 1: 23/11/2023 18:56:13
Acquisition Type: Auto
Trigger: Free Run
Delay Time: 250.0 ms
Input Bandwidth: Use Signal Path
FFT Length: 1248000
Averaging: Power
Averages: 3
Window: AP-Equiripple
Record Acquisition: False
Recording Type: Multiple Mono PCM (.wav)

FFT Spectrum (23/11/2023 18:56:13.140)



Sequence Report

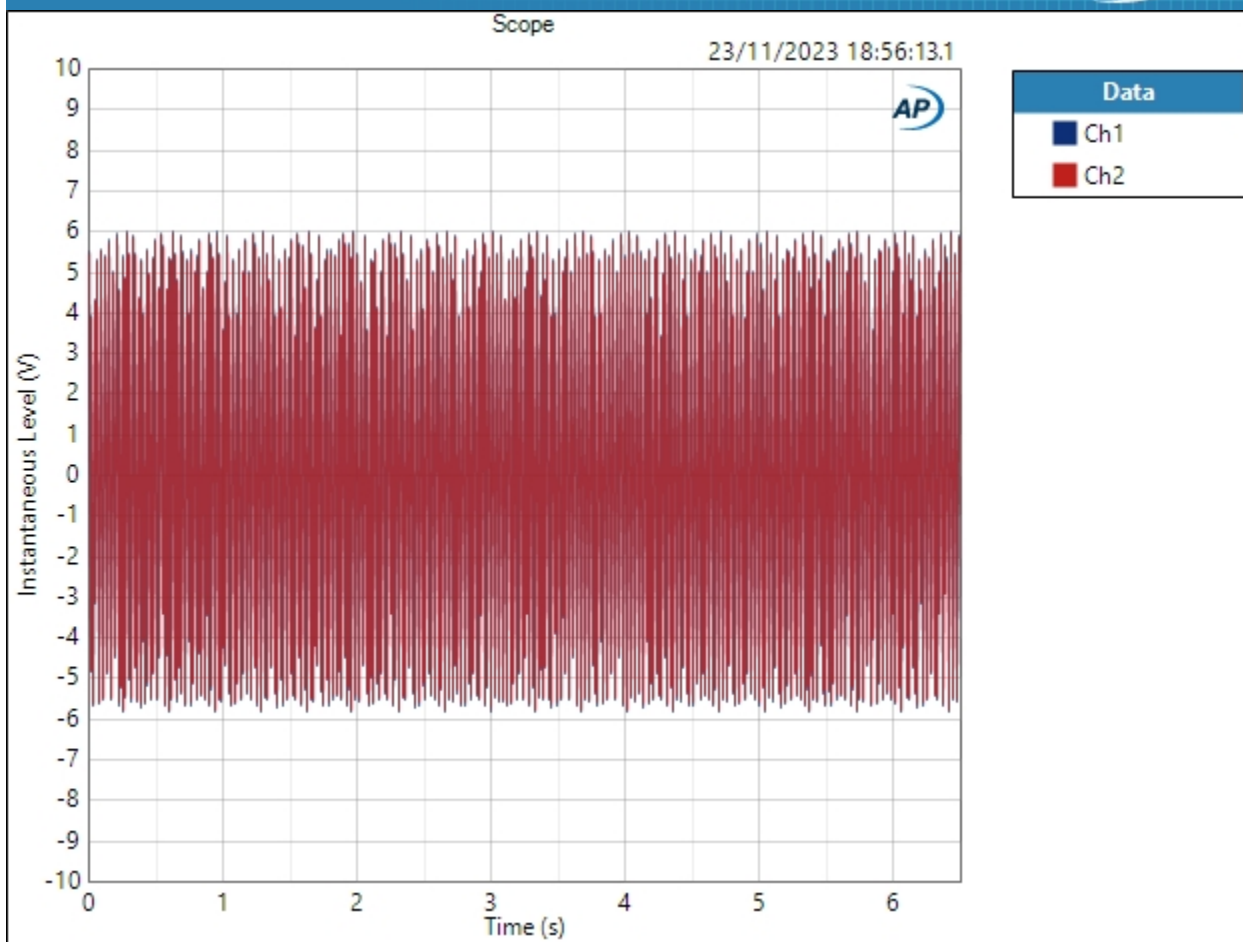


Result: ✔ PASSED

Scope (23/11/2023 18:56:13.140)



Sequence Report



Scope Parameters

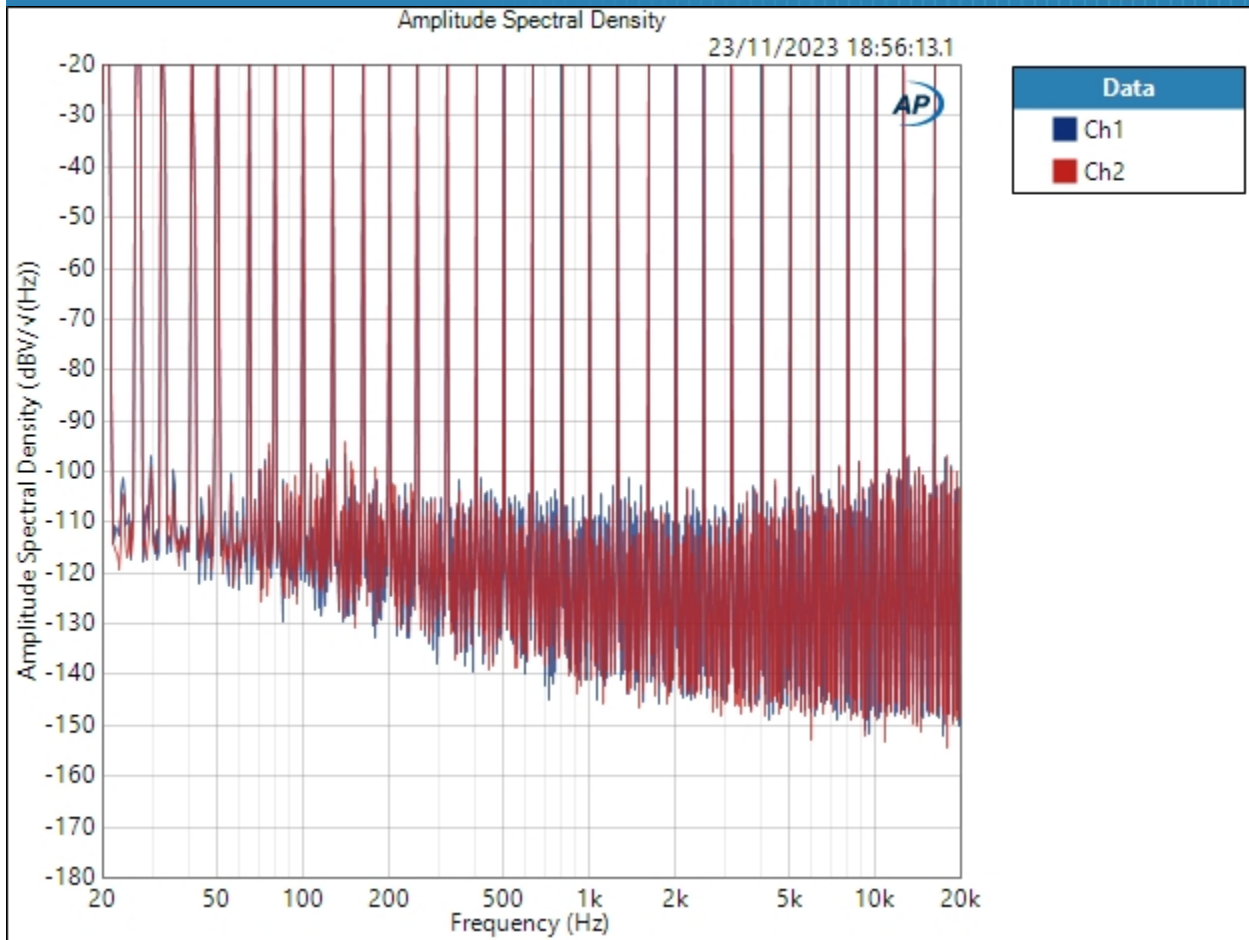
Interpolated: On

Result: PASSED

Amplitude Spectral Density (23/11/2023 18:56:13.140)



Sequence Report

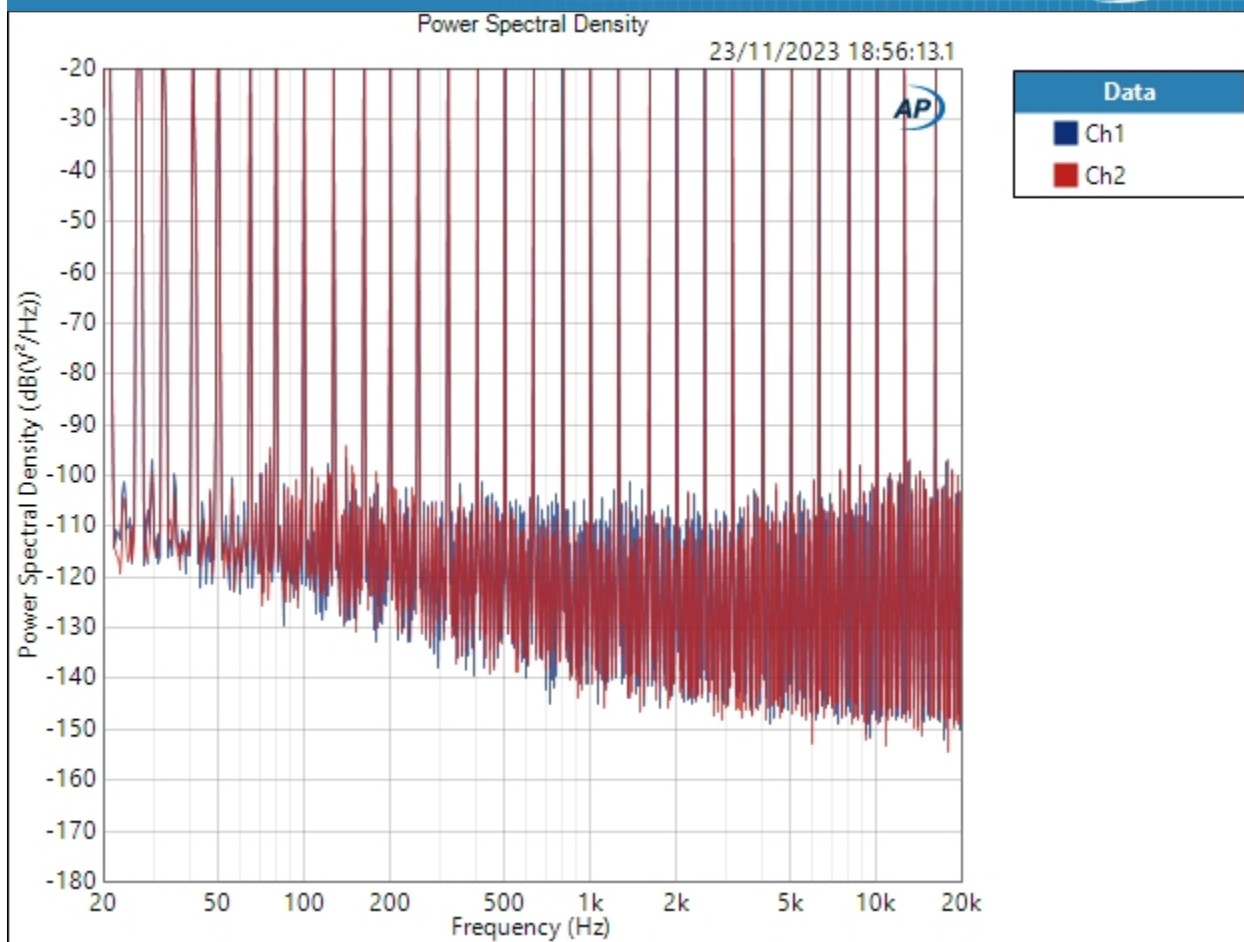


Result: ✔ PASSED

Power Spectral Density (23/11/2023 18:56:13.140)



Sequence Report



Result: PASSED