



Sequence Report



Pre-Sequence Inputs:

ID:

Summary

SIG 1 - Scope Views (44.1khz)

| | |
|--|----------|
| 1khz Tone View | ✓ PASSED |
| 15khz Tone View | ✓ PASSED |
| -90.31dBFS 1khz 16 bit undithered sine (96khz Bandwidth) | ✓ PASSED |
| -90.31dBFS 1khz 16 bit dithered sine (96khz Bandwidth) | ✓ PASSED |
| -90.31dBFS 1khz 24 bit undithered sine (96khz Bandwidth) | ✓ PASSED |
| -90.31dBFS 1khz 24 bit dithered sine (96khz Bandwidth) | ✓ PASSED |
| 20hz-90khz Noise RMS Level | ✓ PASSED |

SIG 1.5 - Scope Views (44.1khz)

| | |
|--|----------|
| 1khz Tone View | ✓ PASSED |
| 15khz Tone View | ✓ PASSED |
| -90.31dBFS 1khz undithered 16b sine (1Mhz bandwidth) | ✓ PASSED |
| -90.31dBFS 1khz dithered 16b sine (1Mhz bandwidth) | ✓ PASSED |
| -90.31dBFS 1khz undithered 24b sine (1Mhz bandwidth) | ✓ PASSED |
| -90.31dBFS 1khz dithered 24b sine (1Mhz bandwidth) | ✓ PASSED |
| 1Mhz RMS Noise Level | ✓ PASSED |

SIG 2 - Main Measurements (44.1khz)

| | |
|-----------------------------------|----------|
| Output Level (Vrms) | ✓ PASSED |
| Frequency Response (Audible Band) | ✓ PASSED |
| 20hz-20khz Noise RMS Level | ✓ PASSED |
| Idle Noise FFT | ✓ PASSED |
| 1khz FFT (0dbfs) | ✓ PASSED |
| 1khz FFT (-3dbfs) | ✓ PASSED |
| 50khz FFT (0dbfs) | ✓ PASSED |
| 50hz FFT (-3dbfs) | ✓ PASSED |
| Effective Number of Bits 0dbfs | ✓ PASSED |
| Effective Number of Bits -3dbfs | ✓ PASSED |
| THD+N 0dbfs | ✓ PASSED |
| THD+N -3dbfs | ✓ PASSED |
| THD+N/Frequency | ✓ PASSED |
| Dynamic Range - AES17 | ✓ PASSED |

| | |
|--|----------|
| Signal to Noise Ratio | ✔ PASSED |
| IMD (SMPTE) | ✔ PASSED |
| 50hz/7khz IMD SMPTE FFT | ✔ PASSED |
| IMD Level Sweep (SMPTE) | ✔ PASSED |
| Linearity | ✔ PASSED |
| Linearity (No Bandpass) | ✔ PASSED |
| Crosstalk Sweep, One Channel Driven | ✔ PASSED |
| DC Offset (active) | ✔ PASSED |
| DC Offset (idle) | ✔ PASSED |
| SIG 3 - 44.1khz Jitter | |
| 44.1khz J-Test (Jitter) | ✔ PASSED |
| SIG 4 - 48khz Jitter | |
| 48khz J-Test (Jitter) | ✔ PASSED |
| SIG 5 - Bandwidth (192khz) | |
| 90khz Bandwidth | ✔ PASSED |
| SIG 6 - THD and Phase vs Frequency | |
| THD+N vs frequency (AES 40khz filter) | ✔ PASSED |
| Interchannel Phase and Group Delay | ✔ PASSED |
| SIG 7 - Wideband and Intersample Overs | |
| Wideband idle noise | ✔ PASSED |
| 1khz 0dbfs wideband | ✔ PASSED |
| 1khz -3dbfs wideband | ✔ PASSED |
| Intersample Overs (+3dB) | ✔ PASSED |
| Intersample Overs (+1dB) | ✔ PASSED |
| SIG 8 - Multitone | |
| 32 Tone Test | ✔ PASSED |
| Sequence Result: | |
| Sequence Result: | ✔ PASSED |



Sequence Report



SIG 1 - Scope Views (44.1kHz) : Signal Path Setup

| | |
|---------------------------------|--|
| Output Connector: | ASIO |
| Asio Device: | ASIO4ALL v2 |
| Scaling Mode: | Digital |
| Output Sample Rate: | 44.1000 kHz |
| Output Latency: | Auto |
| Buffer Size: | 1024 |
| Clock Source: | Big Ben |
| Input 1: | Analog Balanced |
| Measure: | Auto |
| Channels: | Auto (2 Channels) |
| Ch1 | Data from Ch1, Sensitivity = 0.00 dB, Gain = 0.00 dB |
| Ch2 | Data from Ch2, Sensitivity = 0.00 dB, Gain = 0.00 dB |
| Input Bandwidth: | AC (<10 Hz) - 90k (192 kHz SR) |
| Input EQ: | None |
| Termination: | 200 kohm |
| High Performance Sine Analyzer: | Disabled |
| Input 2: | None |
| Device Delay: | 0.000 s |
| • References | |
| dBr G: | -20.000 dBFS |
| Shared Frequency Reference: | 1.00000 kHz |
| Analog Input | |
| dBrA: | 4.147 Vrms |
| dBrB: | 4.147 Vrms |
| dBrA Offset: | 0.000 dB |
| dBrB Offset: | 3.000 dB |
| dB SPL1: | 4.147 Vrms |
| dB SPL2: | 4.147 Vrms |
| dB SPL1 Calibrator Level: | 60.000 dB SPL |



Sequence Report



| | |
|---------------------------|-----------------|
| dB SPL2 Calibrator Level: | 50.000 dB SPL |
| dBm (Input Power): | 600.0 ohm |
| W(watts) (Input Power): | 8.000 ohm |
| • DCX | |
| DCX is not detected. | |
| • Clocks | |
| Output Rate: | Track Output SR |
| Sync Out Level: | 3.300 V |
| Sync Out Polarity: | Normal |
| Timebase Reference: | Internal |
| Jitter: | Disabled |
| • Triggers | |
| Source: | Off |
| Input Logic Level: | 3.300 V |
| Edge: | Rising |



Sequence Report



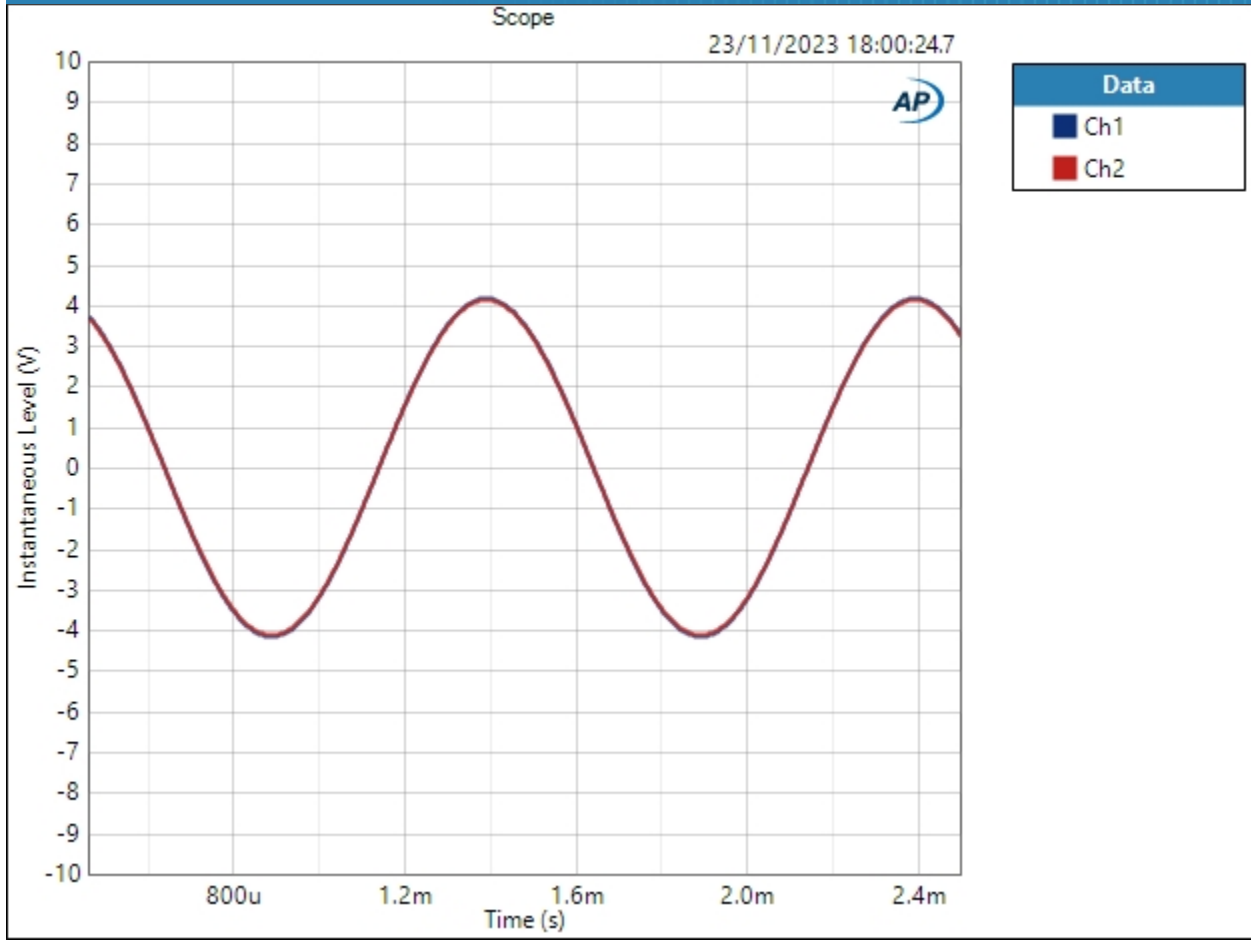
SIG 1 - Scope Views (44.1kHz) : 1kHz Tone View

Waveform: Sine
Generator Level: -3.000 dBFS
DC Offset: 0.000 D
Frequency: 1.00000 kHz
Secondary Source: None
Measured 1 23/11/2023 18:00:24
Acquisition Type: Auto
Trigger: Free Run
Delay Time: 250.0 ms
Input Bandwidth: Use Signal Path
FFT Length: 262144
Averaging: Power
Averages: 1
Window: AP-Equiripple
Record Acquisition: False
Recording Type: Multiple Mono PCM (.wav)

Scope (23/11/2023 18:00:24.711)



Sequence Report



Scope Parameters

Interpolated: On

Result: PASSED



Sequence Report



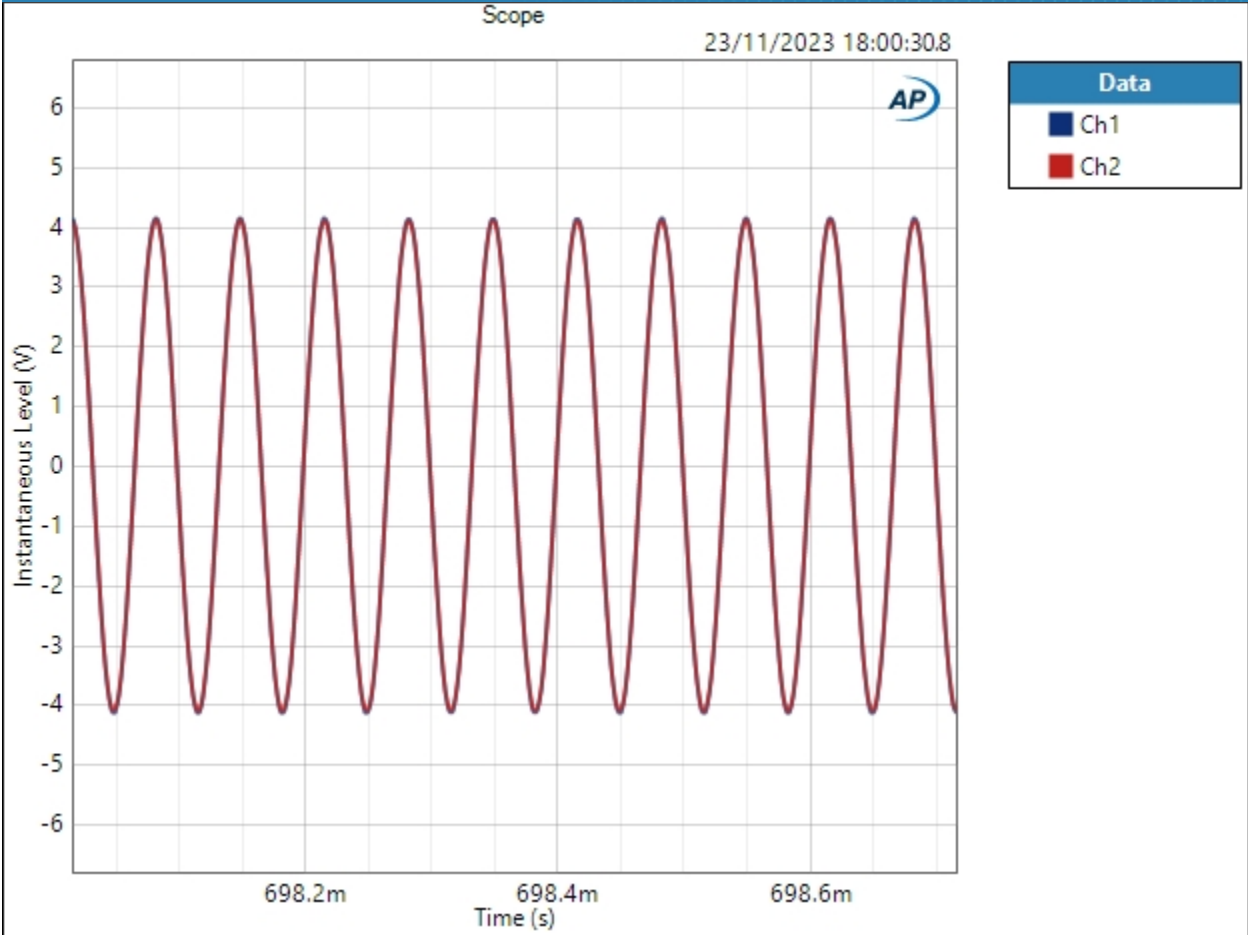
SIG 1 - Scope Views (44.1kHz) : 15kHz Tone View

Waveform: Sine
Generator Level: -3.000 dBFS
DC Offset: 0.000 D
Frequency: 15.0000 kHz
Secondary Source: None
Measured 1: 23/11/2023 18:00:30
Acquisition Type: Auto
Trigger: Free Run
Delay Time: 250.0 ms
Input Bandwidth: Use Signal Path
FFT Length: 262144
Averaging: Power
Averages: 1
Window: AP-Equiripple
Record Acquisition: False
Recording Type: Multiple Mono PCM (.wav)

Scope (23/11/2023 18:00:30.829)



Sequence Report AP



Scope Parameters

Interpolated: On

Result: ✔ PASSED



Sequence Report



SIG 1 - Scope Views (44.1kHz) : -90.31dBFS 1kHz 16 bit undithered sine (96kHz Bandwidth)

Waveform: 1kHz -90.31dB undithered 16b sine.wav

Bit Exact: True

Start Offset (sec): 0.000 s

Secondary Source: None

Measured 1 23/11/2023 18:00:37

Acquisition Type: Auto

Trigger: Free Run

Delay Time: 250.0 ms

Input Bandwidth: Use Signal Path

FFT Length: 262144

Averaging: Power

Averages: 1

Window: AP-Equiripple

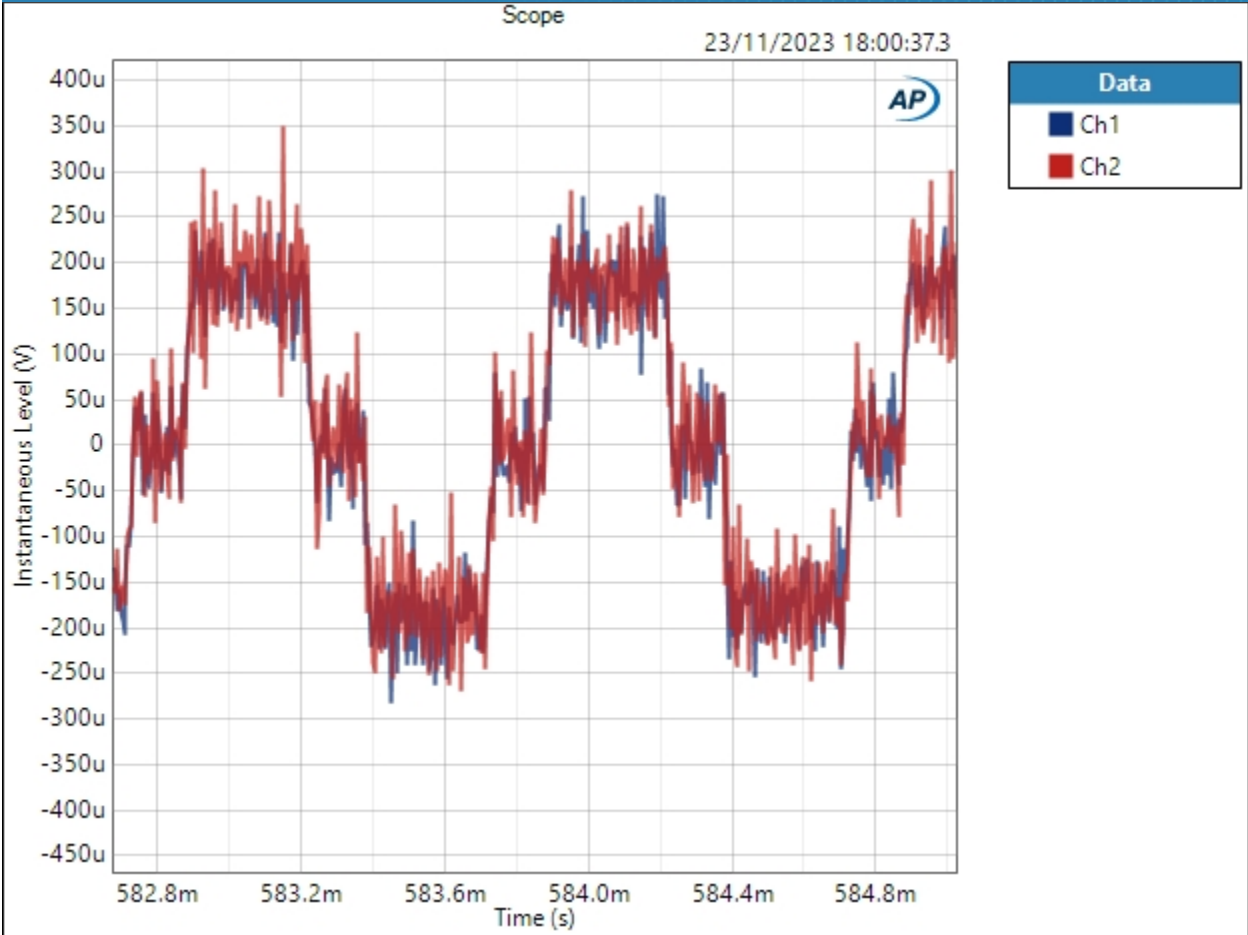
Record Acquisition: False

Recording Type: Multiple Mono PCM (.wav)

Scope (23/11/2023 18:00:37.381)



Sequence Report



Scope Parameters

Interpolated: On

Result: PASSED



Sequence Report



SIG 1 - Scope Views (44.1kHz) : -90.31dBFS 1kHz 16 bit dithered sine (96kHz Bandwidth)

Waveform: 1kHz -90.31dB dithered 16b sine.wav

Bit Exact: True

Start Offset (sec): 0.000 s

Secondary Source: None

Measured 1 23/11/2023 18:00:43

Acquisition Type: Auto

Trigger: Free Run

Delay Time: 250.0 ms

Input Bandwidth: Use Signal Path

FFT Length: 262144

Averaging: Power

Averages: 1

Window: AP-Equiripple

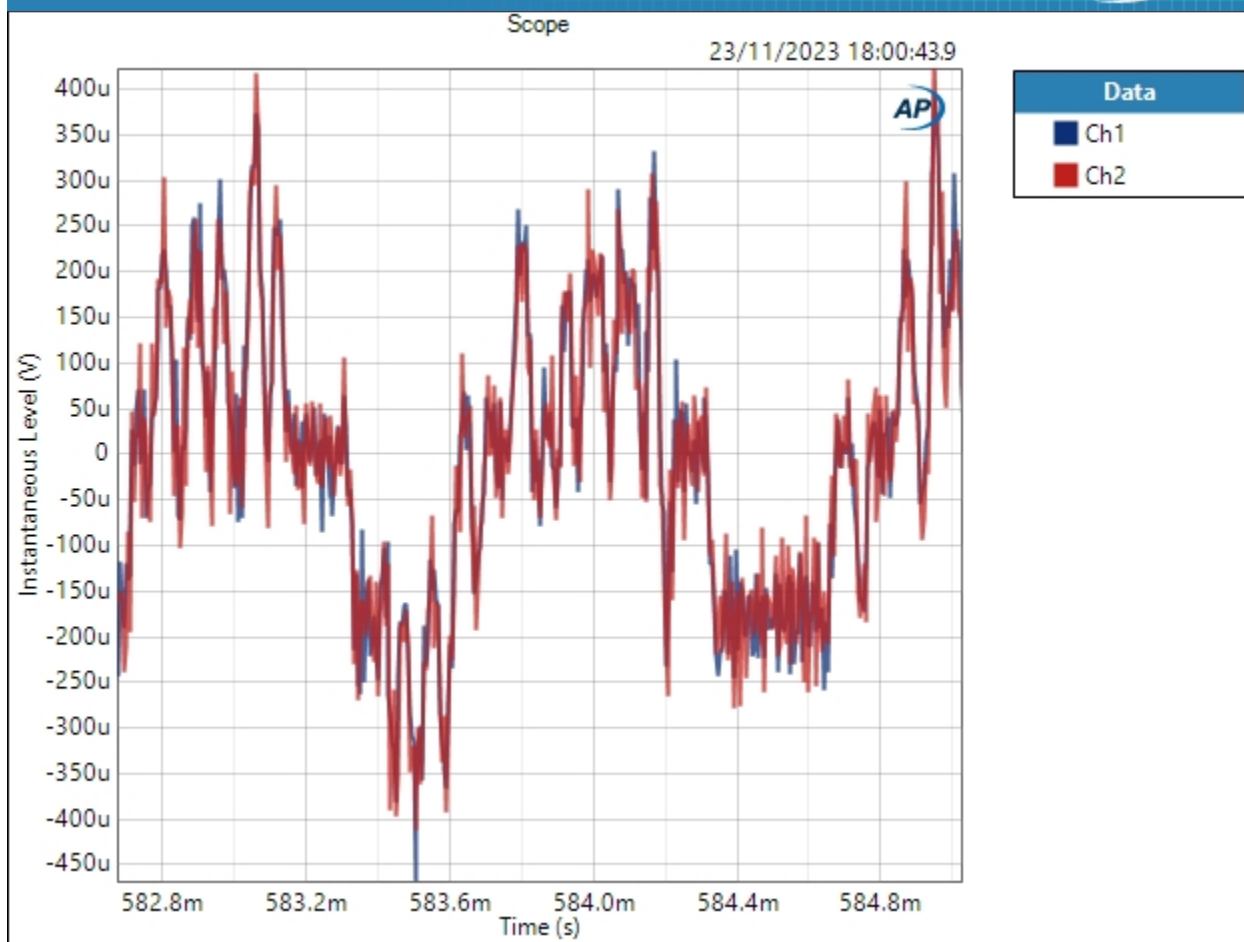
Record Acquisition: False

Recording Type: Multiple Mono PCM (.wav)

Scope (23/11/2023 18:00:43.975)



Sequence Report



Scope Parameters

Interpolated: On

Result: PASSED



Sequence Report



SIG 1 - Scope Views (44.1kHz) : -90.31dBFS 1kHz 24 bit undithered sine (96kHz Bandwidth)

Waveform: 1kHz -90.31dB undithered 24b sine.wav

Bit Exact: True

Start Offset (sec): 0.000 s

Secondary Source: None

Measured 1 23/11/2023 18:00:50

Acquisition Type: Auto

Trigger: Free Run

Delay Time: 250.0 ms

Input Bandwidth: Use Signal Path

FFT Length: 262144

Averaging: Power

Averages: 1

Window: AP-Equiripple

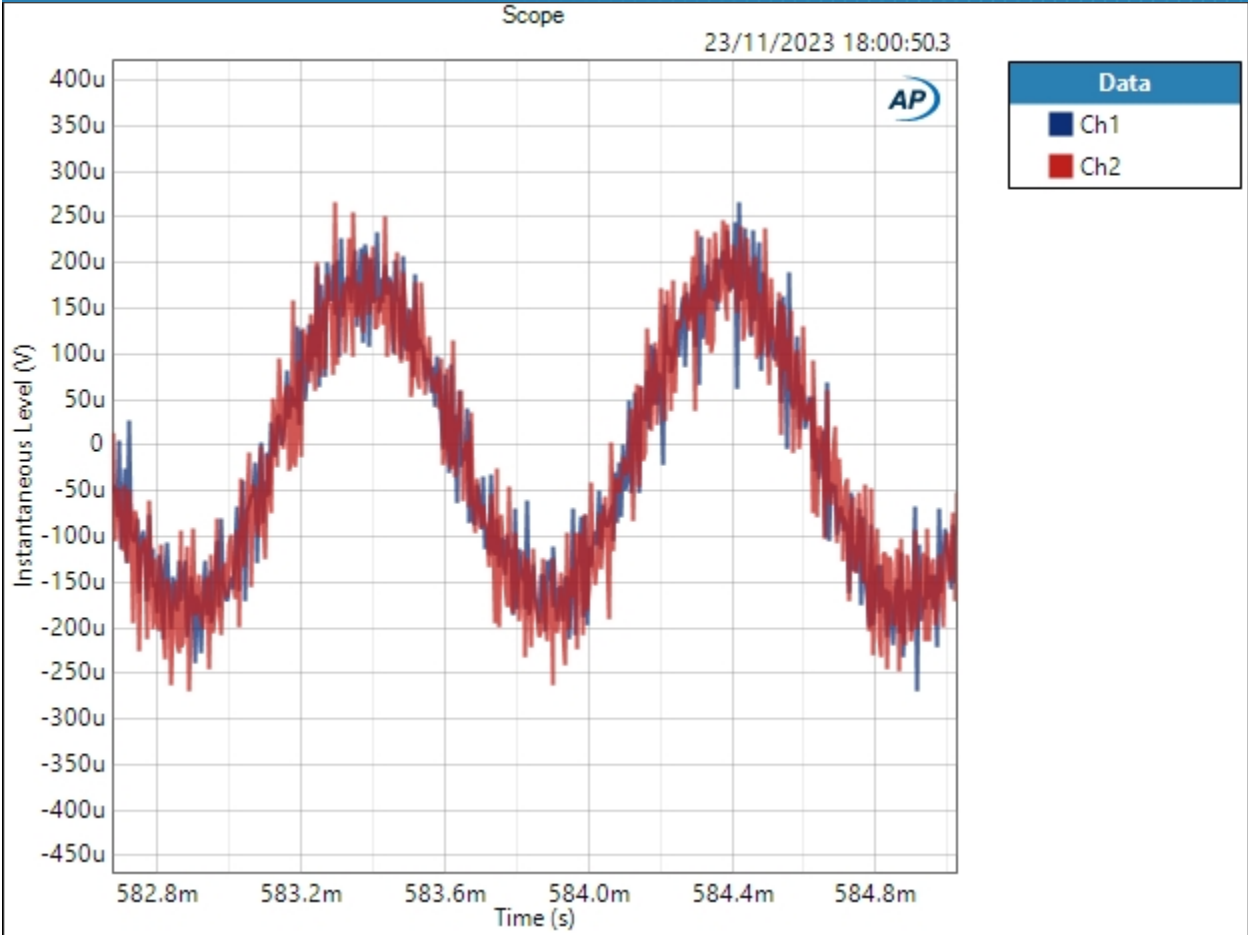
Record Acquisition: False

Recording Type: Multiple Mono PCM (.wav)

Scope (23/11/2023 18:00:50.383)



Sequence Report



Scope Parameters

Interpolated: On

Result: PASSED



Sequence Report



SIG 1 - Scope Views (44.1kHz) : -90.31dBFS 1kHz 24 bit dithered sine (96kHz Bandwidth)

Waveform: 1kHz -90.31dB dithered 24b sine.wav

Bit Exact: True

Start Offset (sec): 0.000 s

Secondary Source: None

Measured 1 23/11/2023 18:00:56

Acquisition Type: Auto

Trigger: Free Run

Delay Time: 250.0 ms

Input Bandwidth: Use Signal Path

FFT Length: 262144

Averaging: Power

Averages: 1

Window: AP-Equiripple

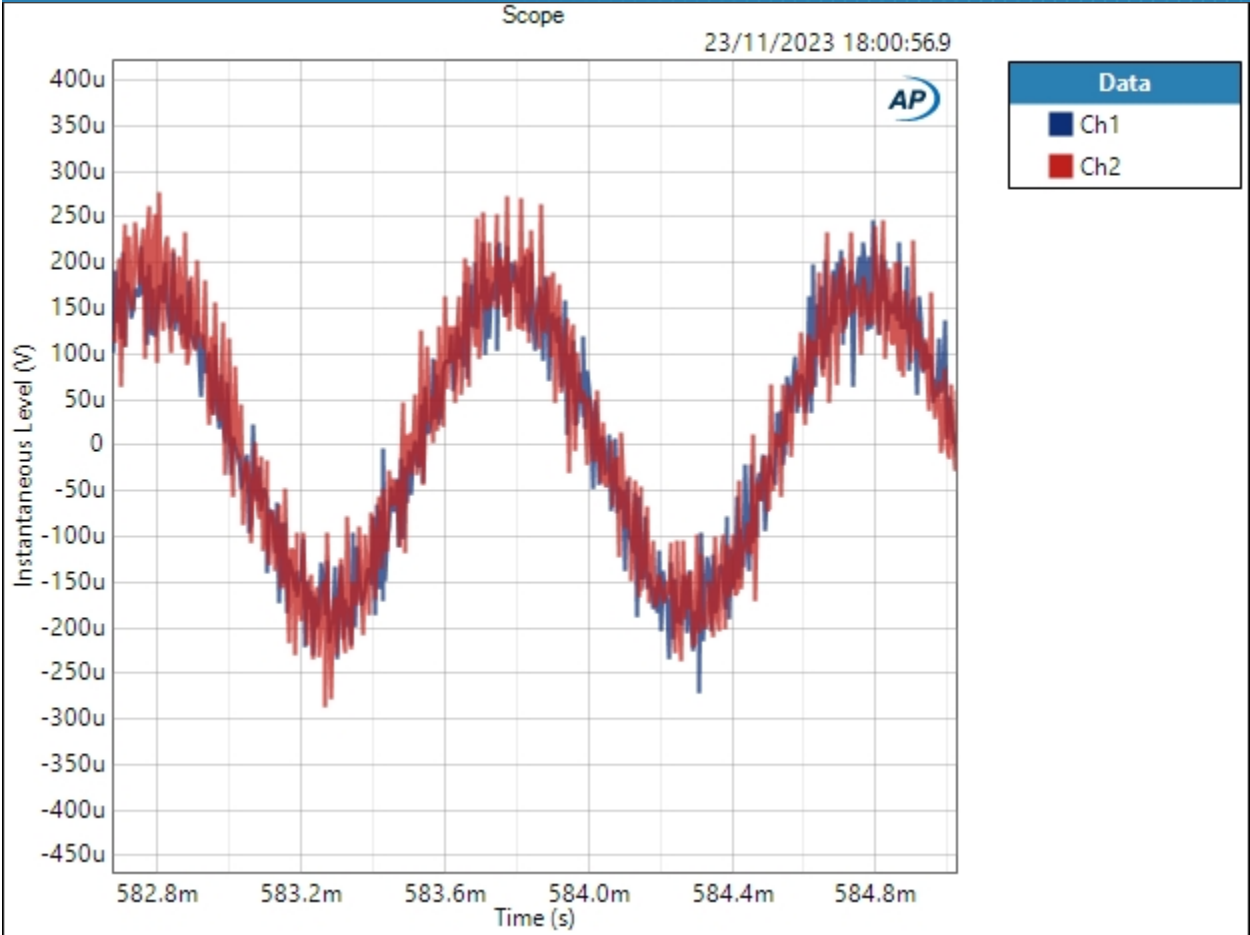
Record Acquisition: False

Recording Type: Multiple Mono PCM (.wav)

Scope (23/11/2023 18:00:56.947)



Sequence Report AP



Scope Parameters

Interpolated: On

Result: ✔ PASSED



Sequence Report



SIG 1 - Scope Views (44.1kHz) : 20hz-90khz Noise RMS Level

Waveform: None
High-pass Filter: Elliptic
High-pass Frequency: 20 Hz
Low-pass Filter: Signal Path
Weighting Filter: Signal Path
Acquisition Time: 250.0 ms
Delay Time: 300.0 ms

Noise Level (23/11/2023 18:00:58.122)

Ch1 36.19 uVrms

Ch2 46.56 uVrms



Sequence Report



SIG 1.5 - Scope Views (44.1kHz) : Signal Path Setup

| | |
|---------------------------------|--|
| Output Connector: | ASIO |
| Asio Device: | ASIO4ALL v2 |
| Scaling Mode: | Digital |
| Output Sample Rate: | 44.1000 kHz |
| Output Latency: | Auto |
| Buffer Size: | 1024 |
| Clock Source: | Big Ben |
| Input 1: | Analog Balanced |
| Measure: | Auto |
| Channels: | Auto (2 Channels) |
| Ch1 | Data from Ch1, Sensitivity = 0.00 dB, Gain = 0.00 dB |
| Ch2 | Data from Ch2, Sensitivity = 0.00 dB, Gain = 0.00 dB |
| Input Bandwidth: | AC (<10 Hz) - 1M (2.496 MHz SR) |
| Input EQ: | None |
| Termination: | 200 kohm |
| High Performance Sine Analyzer: | Disabled |
| Input 2: | None |
| Device Delay: | 0.000 s |
| • References | |
| dBr G: | -20.000 dBFS |
| Shared Frequency Reference: | 1.00000 kHz |
| Analog Input | |
| dBrA: | 4.147 Vrms |
| dBrB: | 4.147 Vrms |
| dBrA Offset: | 0.000 dB |
| dBrB Offset: | 3.000 dB |
| dBSPL1: | 4.147 Vrms |
| dBSPL2: | 4.147 Vrms |
| dBSPL1 Calibrator Level: | 60.000 dB SPL |
| dBSPL2 Calibrator Level: | 50.000 dB SPL |



Sequence Report



| | |
|-------------------------|-----------------|
| dBm (Input Power): | 600.0 ohm |
| W(watts) (Input Power): | 8.000 ohm |
| • DCX | |
| DCX is not detected. | |
| • Clocks | |
| Output Rate: | Track Output SR |
| Sync Out Level: | 3.300 V |
| Sync Out Polarity: | Normal |
| Timebase Reference: | Internal |
| Jitter: | Disabled |
| • Triggers | |
| Source: | Off |
| Input Logic Level: | 3.300 V |
| Edge: | Rising |



Sequence Report



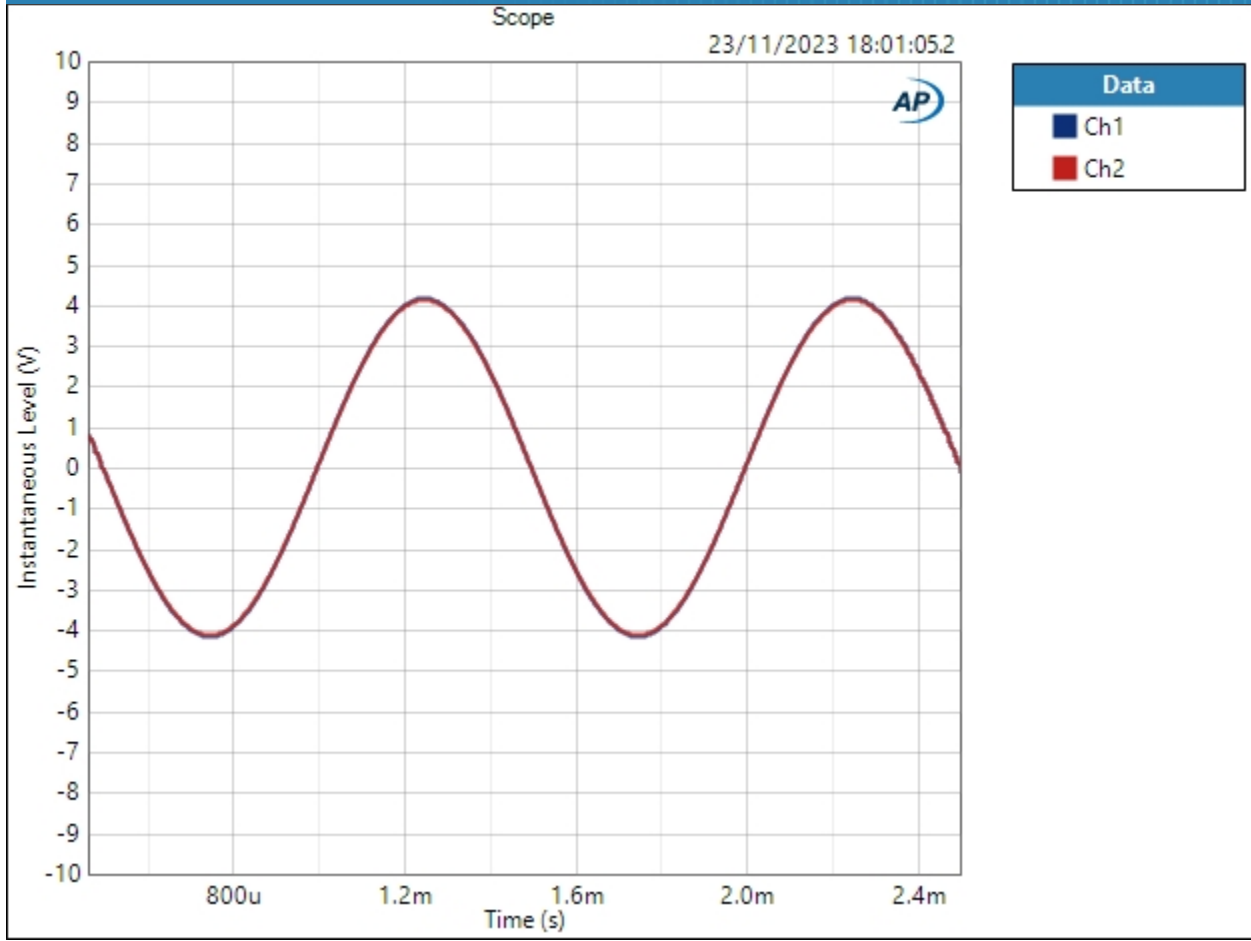
SIG 1.5 - Scope Views (44.1kHz) : 1kHz Tone View

Waveform: Sine
Generator Level: -3.000 dBFS
DC Offset: 0.000 D
Frequency: 1.00000 kHz
Secondary Source: None
Measured 1 23/11/2023 18:01:05
Acquisition Type: Auto
Trigger: Free Run
Delay Time: 250.0 ms
Input Bandwidth: Use Signal Path
FFT Length: 262144
Averaging: Power
Averages: 1
Window: AP-Equiripple
Record Acquisition: False
Recording Type: Multiple Mono PCM (.wav)

Scope (23/11/2023 18:01:05.278)



Sequence Report



Scope Parameters

Interpolated: On

Result: PASSED



Sequence Report



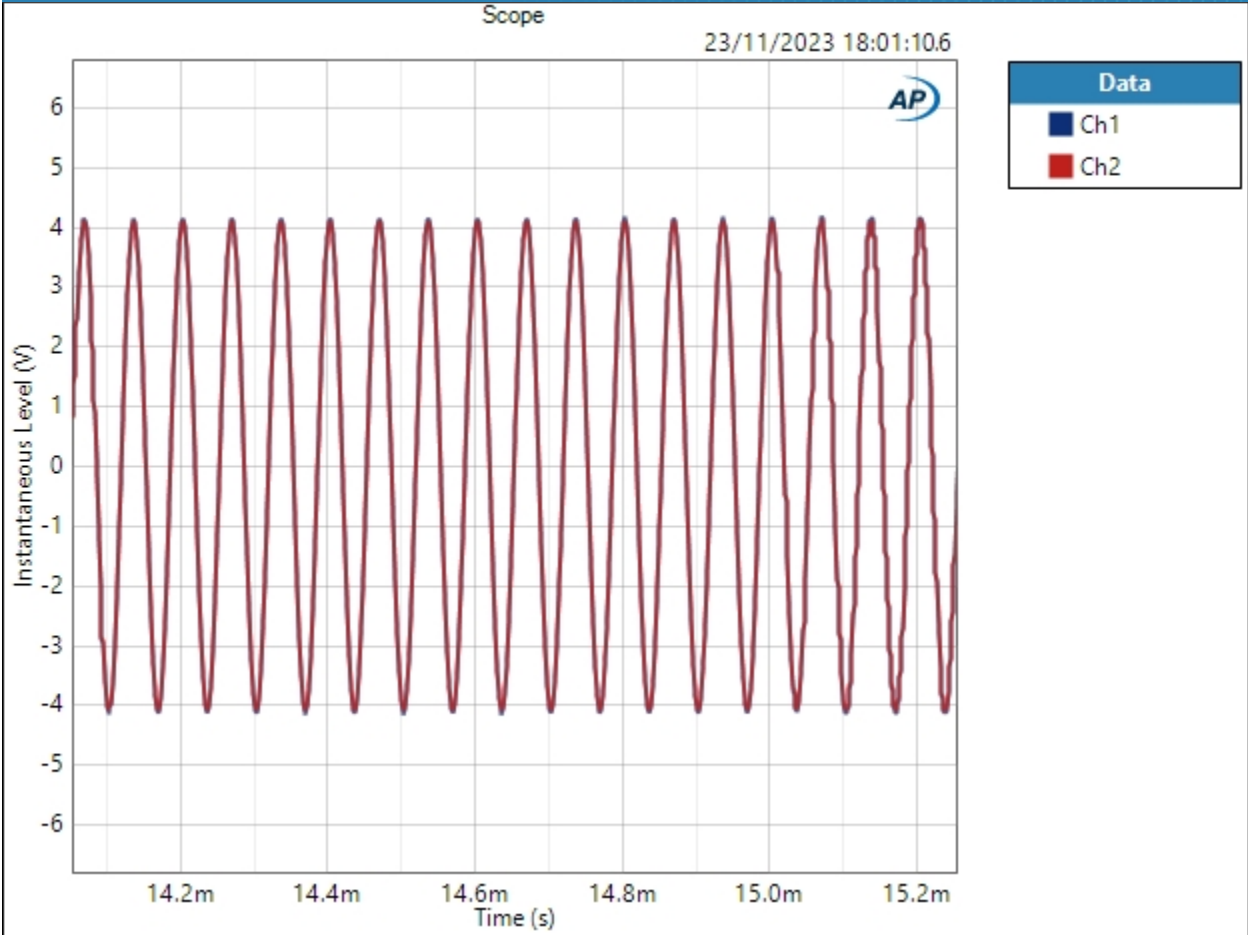
SIG 1.5 - Scope Views (44.1kHz) : 15kHz Tone View

Waveform: Sine
Generator Level: -3.000 dBFS
DC Offset: 0.000 D
Frequency: 15.0000 kHz
Secondary Source: None
Measured 1 23/11/2023 18:01:10
Acquisition Type: Auto
Trigger: Free Run
Delay Time: 250.0 ms
Input Bandwidth: Use Signal Path
FFT Length: 262144
Averaging: Power
Averages: 1
Window: AP-Equiripple
Record Acquisition: False
Recording Type: Multiple Mono PCM (.wav)

Scope (23/11/2023 18:01:10.617)



Sequence Report AP



Scope Parameters

Interpolated: On

Result: ✔ PASSED



Sequence Report



SIG 1.5 - Scope Views (44.1kHz) : -90.31dBFS 1kHz undithered 16b sine (1Mhz bandwidth)

Waveform: 1kHz -90.31dB undithered 16b sine.wav

Bit Exact: True

Start Offset (sec): 0.000 s

Secondary Source: None

Measured 1 23/11/2023 18:01:16

Acquisition Type: Auto

Trigger: Free Run

Delay Time: 250.0 ms

Input Bandwidth: Use Signal Path

FFT Length: 262144

Averaging: Power

Averages: 1

Window: AP-Equiripple

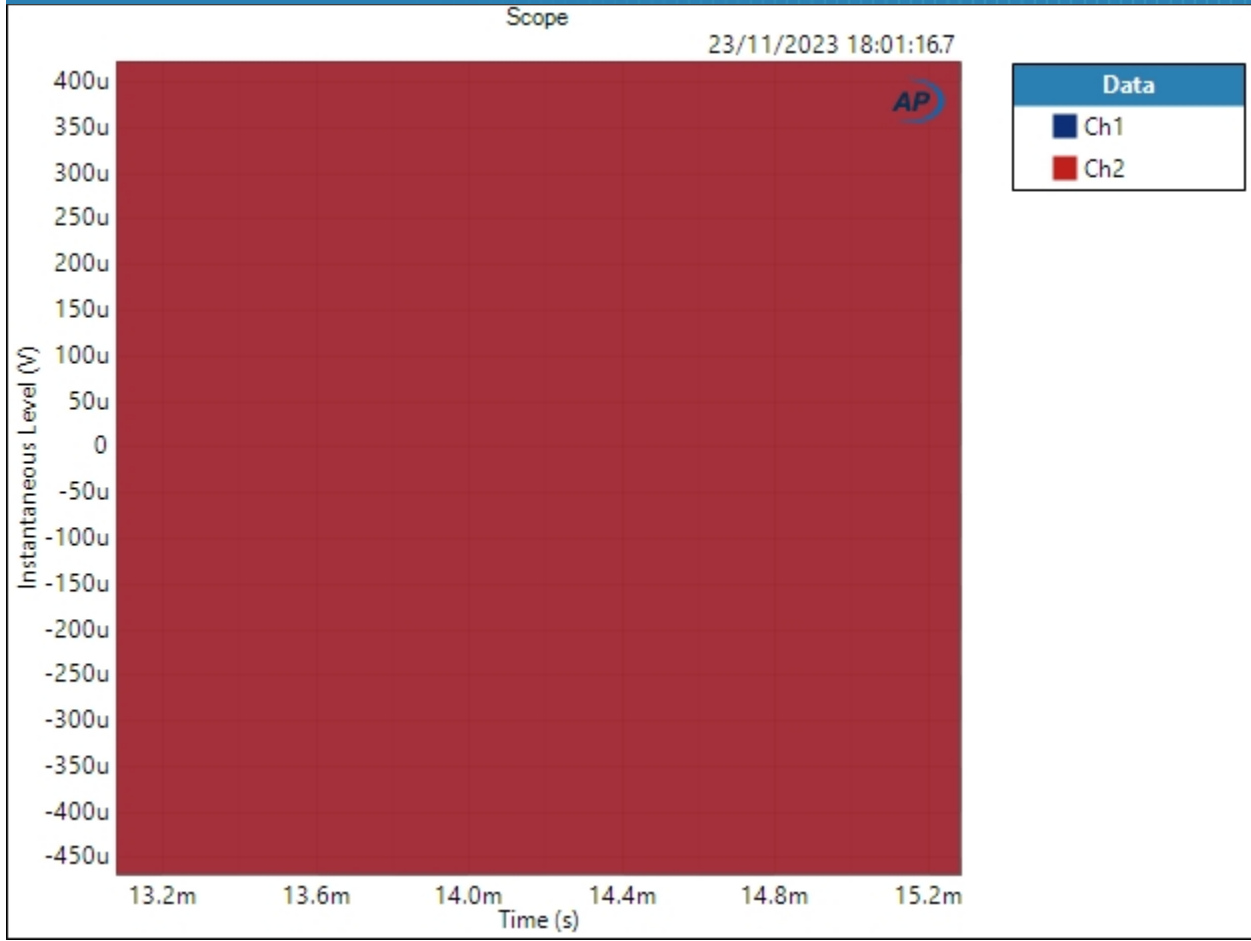
Record Acquisition: False

Recording Type: Multiple Mono PCM (.wav)

Scope (23/11/2023 18:01:16.781)



Sequence Report AP



Scope Parameters

Interpolated: On

Result: ✔ PASSED



Sequence Report



SIG 1.5 - Scope Views (44.1kHz) : -90.31dBFS 1kHz dithered 16b sine (1Mhz bandwidth)

Waveform: 1kHz -90.31dB dithered 16b sine.wav

Bit Exact: True

Start Offset (sec): 0.000 s

Secondary Source: None

Measured 1 23/11/2023 18:01:22

Acquisition Type: Auto

Trigger: Free Run

Delay Time: 250.0 ms

Input Bandwidth: Use Signal Path

FFT Length: 262144

Averaging: Power

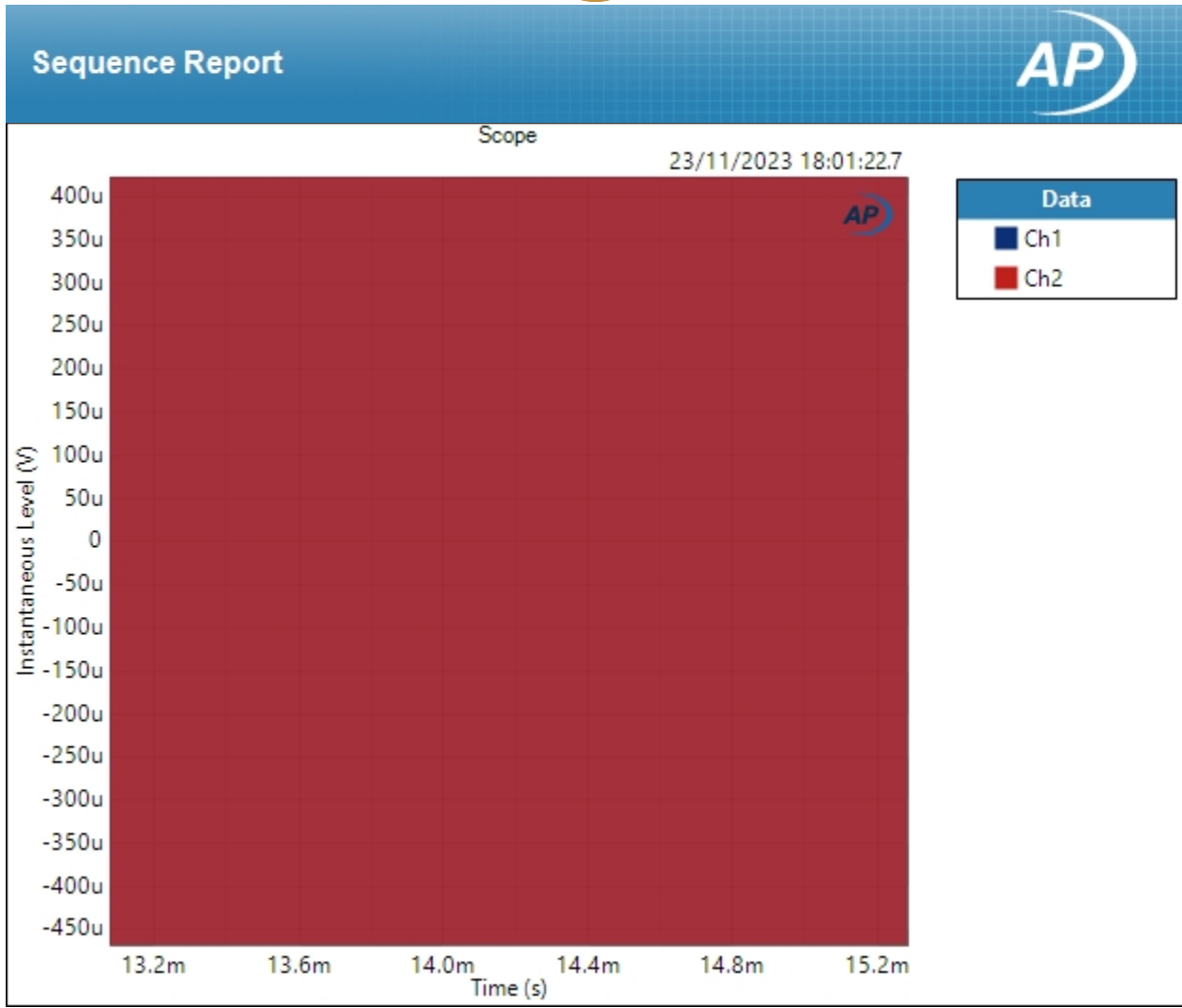
Averages: 1

Window: AP-Equiripple

Record Acquisition: False

Recording Type: Multiple Mono PCM (.wav)

Scope (23/11/2023 18:01:22.756)



Scope Parameters

Interpolated: On

Result: PASSED



Sequence Report



SIG 1.5 - Scope Views (44.1kHz) : -90.31dBFS 1kHz undithered 24b sine (1Mhz bandwidth)

Waveform: 1kHz -90.31dB undithered 24b sine.wav

Bit Exact: True

Start Offset (sec): 0.000 s

Secondary Source: None

Measured 1 23/11/2023 18:01:29

Acquisition Type: Auto

Trigger: Free Run

Delay Time: 250.0 ms

Input Bandwidth: Use Signal Path

FFT Length: 262144

Averaging: Power

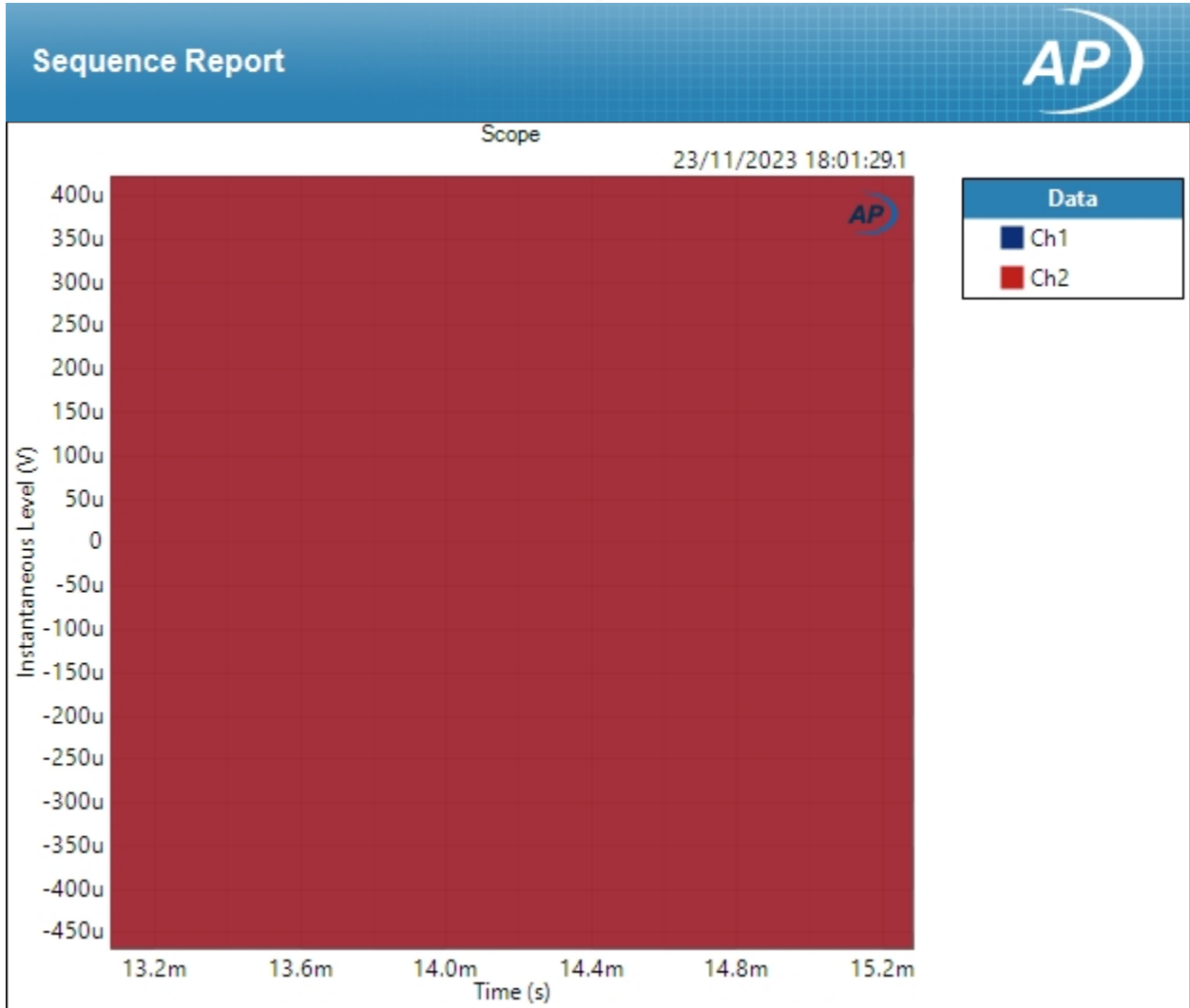
Averages: 1

Window: AP-Equiripple

Record Acquisition: False

Recording Type: Multiple Mono PCM (.wav)

Scope (23/11/2023 18:01:29.109)



Scope Parameters

Interpolated: On

Result: ✔ PASSED



Sequence Report



SIG 1.5 - Scope Views (44.1kHz) : -90.31dBFS 1kHz dithered 24b sine (1Mhz bandwidth)

Waveform: 1kHz -90.31dB dithered 24b sine.wav

Bit Exact: True

Start Offset (sec): 0.000 s

Secondary Source: None

Measured 1 23/11/2023 18:02:22

Acquisition Type: Auto

Trigger: Free Run

Delay Time: 250.0 ms

Input Bandwidth: Use Signal Path

FFT Length: 262144

Averaging: Power

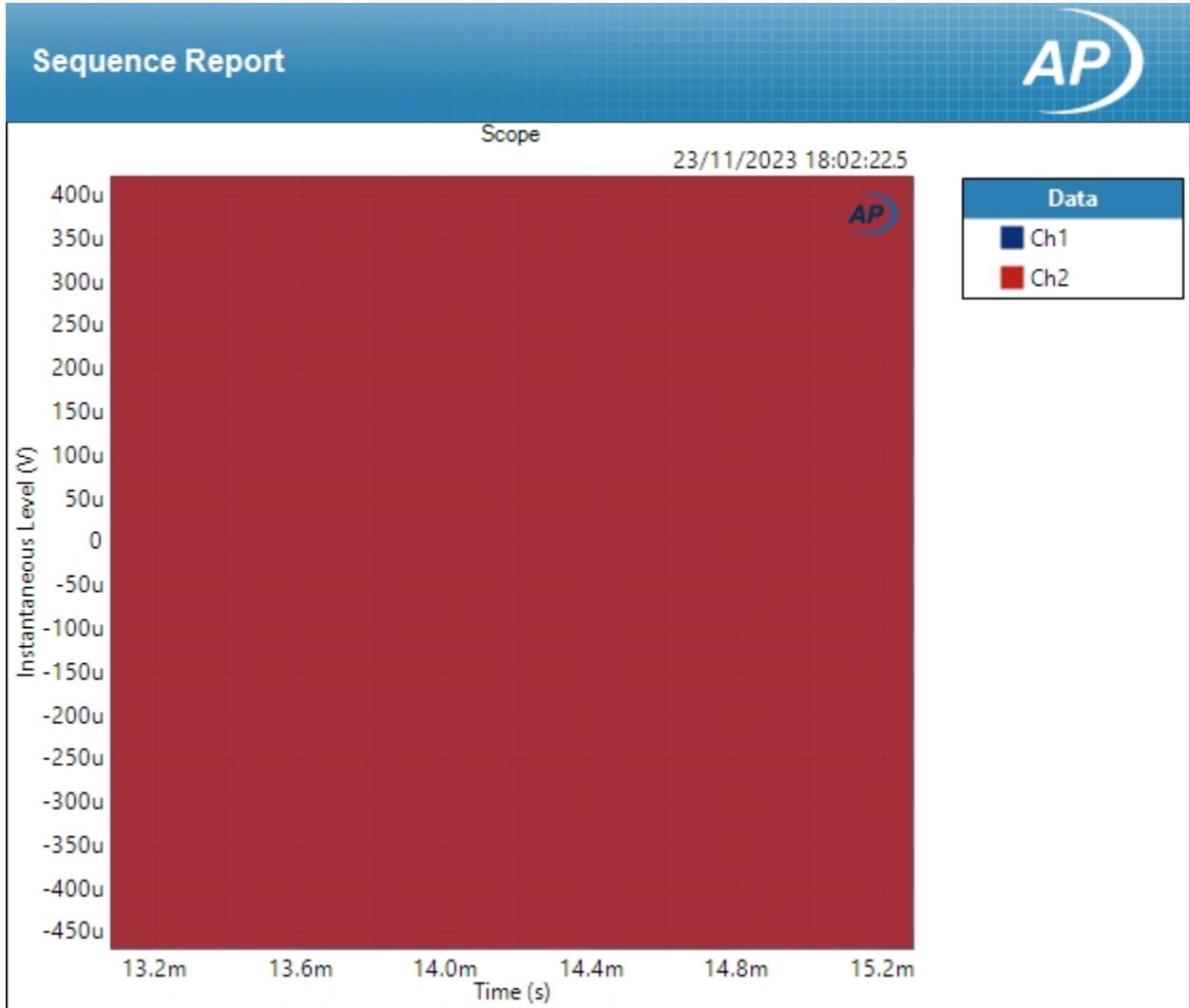
Averages: 1

Window: AP-Equiripple

Record Acquisition: False

Recording Type: Multiple Mono PCM (.wav)

Scope (23/11/2023 18:02:22.525)



Scope Parameters

Interpolated: On

Result: ✔ PASSED



Sequence Report



SIG 1.5 - Scope Views (44.1kHz) : 1Mhz RMS Noise Level

| | |
|----------------------|-------------|
| Waveform: | None |
| High-pass Filter: | Elliptic |
| High-pass Frequency: | 20 Hz |
| Low-pass Filter: | Signal Path |
| Weighting Filter: | Signal Path |
| Acquisition Time: | 250.0 ms |
| Delay Time: | 300.0 ms |

Noise Level (23/11/2023 18:02:24.082)

Ch1 2.462 mVrms

Ch2 2.410 mVrms



Sequence Report



SIG 2 - Main Measurements (44.1kHz) : Signal Path Setup

| | |
|---------------------------------|--|
| Output Connector: | ASIO |
| Asio Device: | ASIO4ALL v2 |
| Scaling Mode: | Digital |
| Output Sample Rate: | 44.1000 kHz |
| Output Latency: | Auto |
| Buffer Size: | 1024 |
| Clock Source: | Big Ben |
| Input 1: | Analog Balanced |
| Measure: | Auto |
| Channels: | Auto (2 Channels) |
| Ch1 | Data from Ch1, Sensitivity = 0.00 dB, Gain = 0.00 dB |
| Ch2 | Data from Ch2, Sensitivity = 0.00 dB, Gain = 0.00 dB |
| Input Bandwidth: | AC (<10 Hz) - AES17 (20 kHz) |
| Input EQ: | None |
| Termination: | 200 kohm |
| High Performance Sine Analyzer: | Enabled |
| Input 2: | None |
| Device Delay: | 0.000 s |
| • References | |
| dBr G: | -20.000 dBFS |
| Shared Frequency Reference: | 1.00000 kHz |
| Analog Input | |
| dBrA: | 4.147 Vrms |
| dBrB: | 4.147 Vrms |
| dBrA Offset: | 0.000 dB |
| dBrB Offset: | 3.000 dB |
| dB SPL1: | 4.147 Vrms |
| dB SPL2: | 4.147 Vrms |
| dB SPL1 Calibrator Level: | 60.000 dB SPL |
| dB SPL2 Calibrator Level: | 50.000 dB SPL |



Sequence Report



| | |
|-------------------------|-----------------|
| dBm (Input Power): | 600.0 ohm |
| W(watts) (Input Power): | 8.000 ohm |
| • DCX | |
| DCX is not detected. | |
| • Clocks | |
| Output Rate: | Track Output SR |
| Sync Out Level: | 3.300 V |
| Sync Out Polarity: | Normal |
| Timebase Reference: | Internal |
| Jitter: | Disabled |
| • Triggers | |
| Source: | Off |
| Input Logic Level: | 3.300 V |
| Edge: | Rising |

SIG 2 - Main Measurements (44.1khz) : Output Level (Vrms)

| | |
|------------------|-------------|
| Waveform: | Sine |
| Generator Level: | -0.000 dBFS |
| DC Offset: | 0.000 D |
| Frequency: | 1.00000 kHz |
| Low-pass Filter: | Signal Path |

RMS Level (23/11/2023 18:02:28.979)

| | |
|-----|------------|
| Ch1 | 4.146 Vrms |
| Ch2 | 4.102 Vrms |



Sequence Report



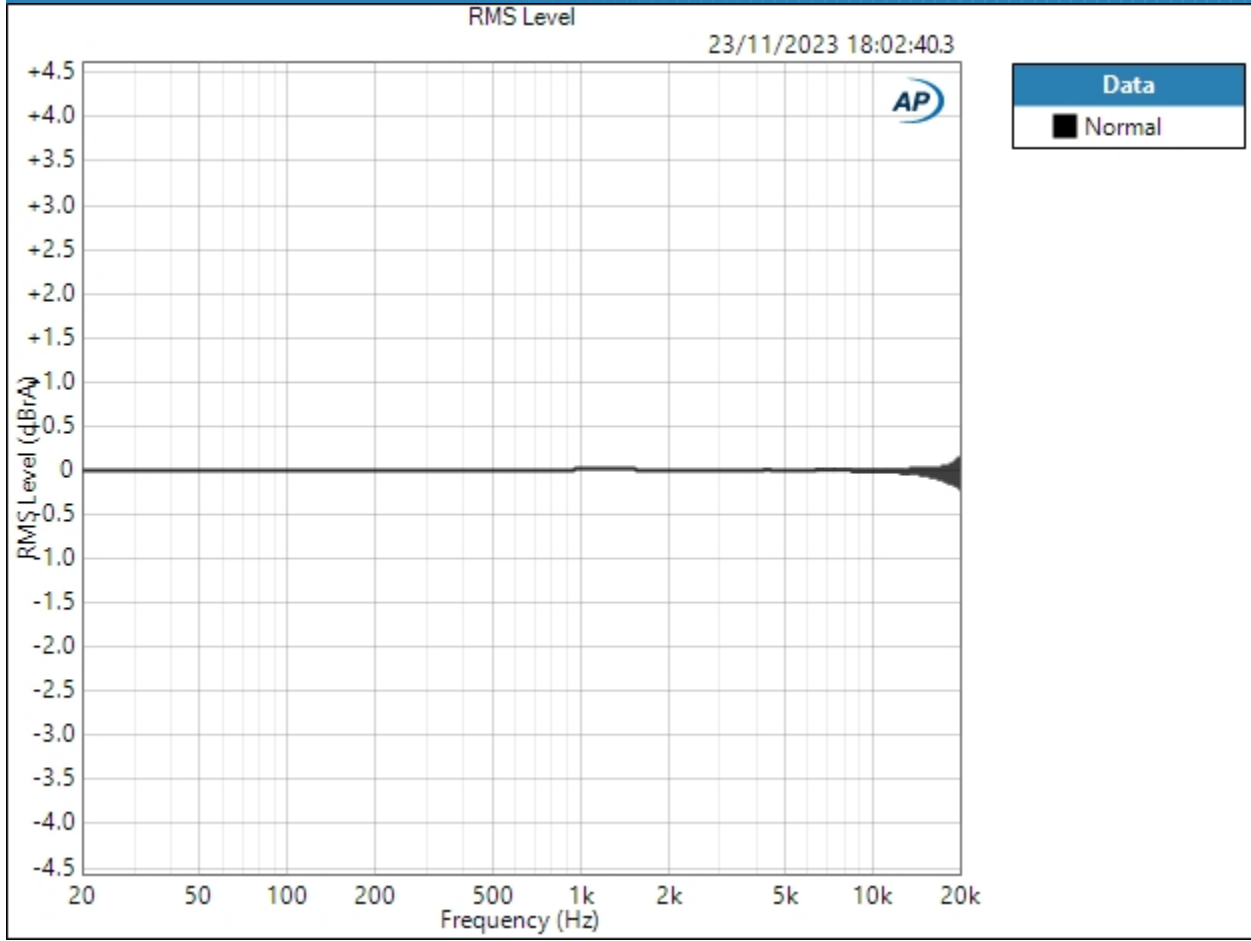
SIG 2 - Main Measurements (44.1kHz) : Frequency Response (Audible Band)

| | |
|------------------------|---------------------|
| Start Frequency: | 20.0000 Hz |
| Stop Frequency: | 22.0500 kHz |
| Generator Level: | -0.000 dBFS |
| DC Offset: | 0.000 D |
| EQ: | None |
| Pre-Sweep: | 50.00 ms |
| Sweep: | 5.000 s |
| Extend Acquisition By: | 50.00 ms |
| Secondary Source: | None |
| Measured 1 | 23/11/2023 18:02:40 |

RMS Level (23/11/2023 18:02:40.337)



Sequence Report AP



Result: ✔ PASSED

Deviation (20.0000 Hz - 4.00000 kHz) (23/11/2023 18:02:40.337)

Ch1 ±0.004 dB

Ch2 ±0.005 dB

Deviation (20.0000 Hz - 4.00000 kHz) Parameters

Min: 20.0000 Hz

Max: 4.00000 kHz



Sequence Report



SIG 2 - Main Measurements (44.1kHz) : 20hz-20khz Noise RMS Level

| | |
|----------------------|-------------|
| Waveform: | None |
| High-pass Filter: | Elliptic |
| High-pass Frequency: | 20 Hz |
| Low-pass Filter: | Elliptic |
| Low-pass Frequency: | 20 kHz |
| Weighting Filter: | Signal Path |
| Acquisition Time: | 250.0 ms |
| Delay Time: | 300.0 ms |

Noise Level (23/11/2023 18:02:44.511)

Ch1 11.82 uVrms
Ch2 10.93 uVrms



Sequence Report



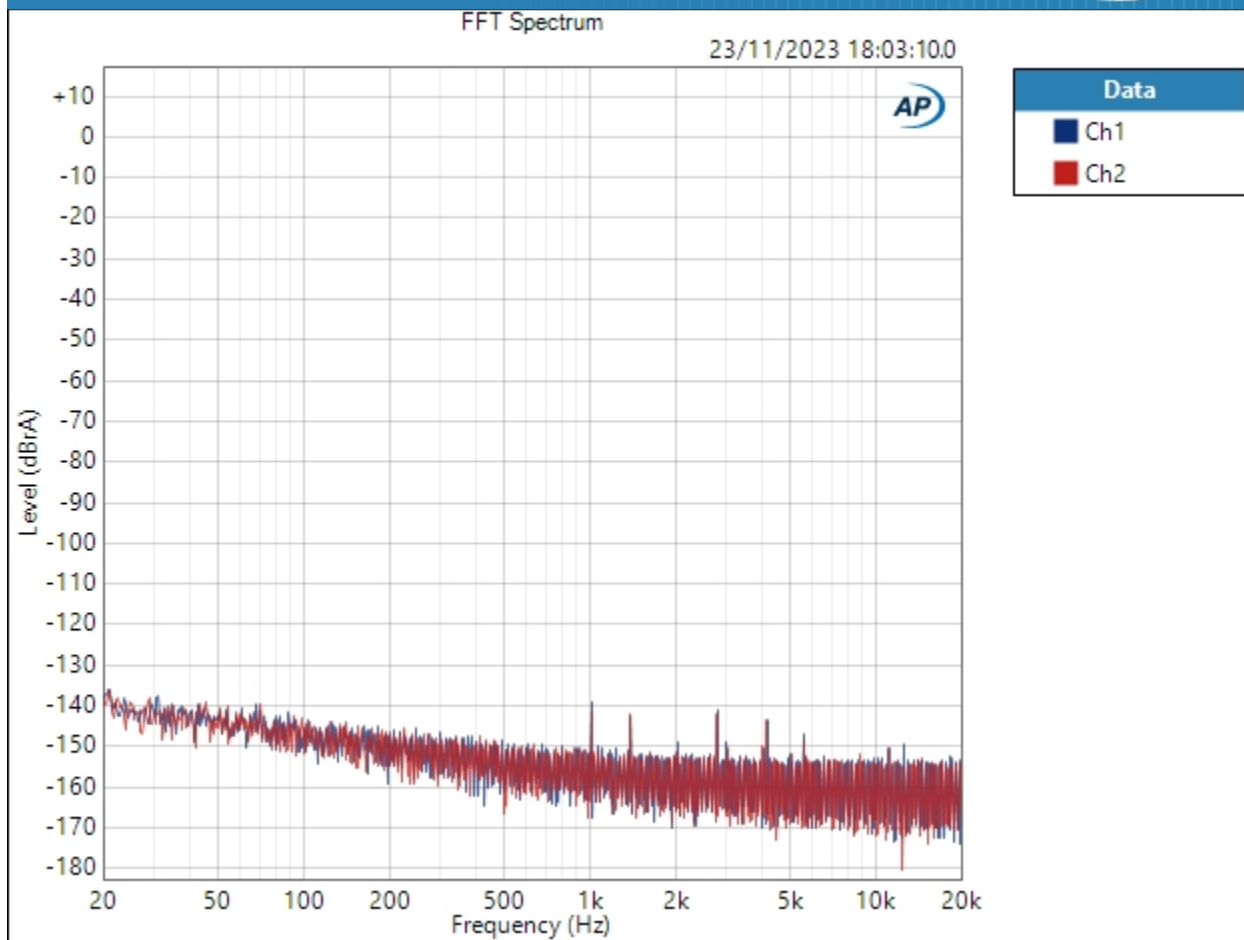
SIG 2 - Main Measurements (44.1kHz) : Idle Noise FFT

Waveform: Sine
Generator Level: $-\infty$ dBFS
DC Offset: 0.000 D
Frequency: 1.00000 kHz
Secondary Source: None
Measured 1: 23/11/2023 18:03:10
Acquisition Type: Auto
Trigger: Free Run
Delay Time: 500.0 ms
Input Bandwidth: Use Signal Path
FFT Length: 262144
Averaging: Power
Averages: 4
Window: AP-Equiripple
Record Acquisition: False
Recording Type: Multiple Mono PCM (.wav)

FFT Spectrum (23/11/2023 18:03:10.011)



Sequence Report



Result: PASSED



Sequence Report



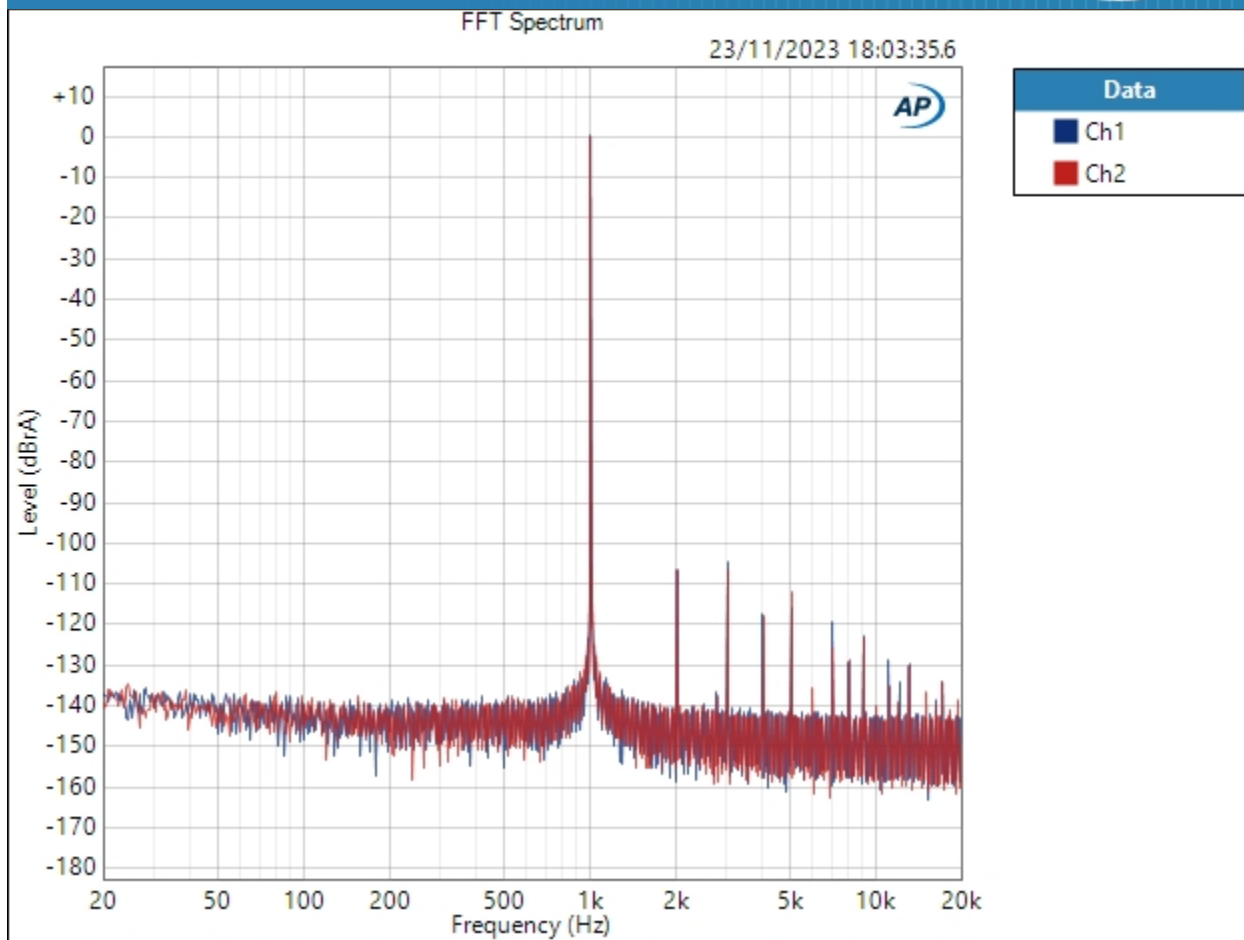
SIG 2 - Main Measurements (44.1kHz) : 1kHz FFT (0dbfs)

Waveform: Sine
Generator Level: -0.000 dBFS
DC Offset: 0.000 D
Frequency: 1.00000 kHz
Secondary Source: None
Measured 1 23/11/2023 18:03:35
Acquisition Type: Auto
Trigger: Free Run
Delay Time: 500.0 ms
Input Bandwidth: Use Signal Path
FFT Length: 262144
Averaging: Power
Averages: 4
Window: AP-Equiripple
Record Acquisition: False
Recording Type: Multiple Mono PCM (.wav)

FFT Spectrum (23/11/2023 18:03:35.639)



Sequence Report



Result: PASSED



Sequence Report



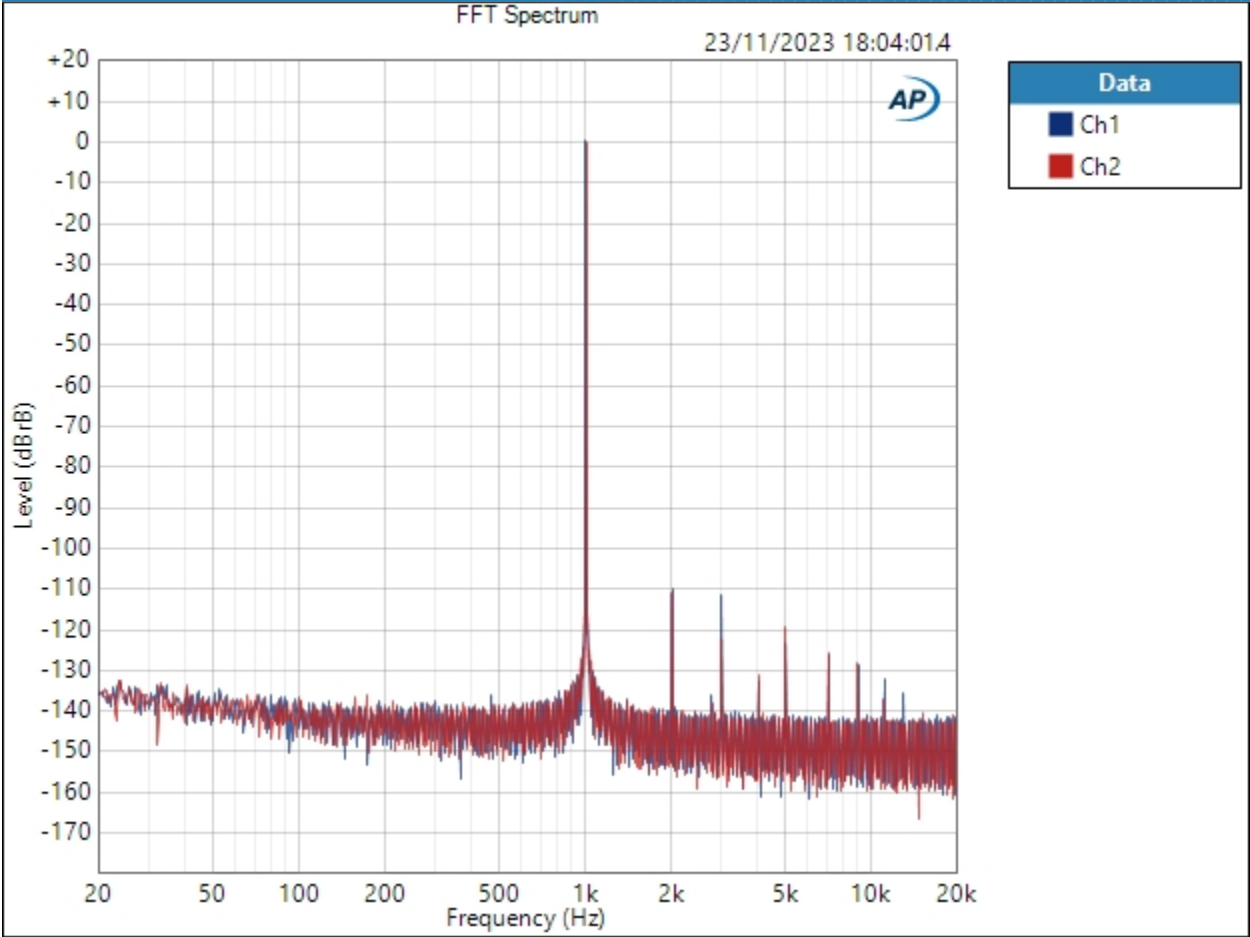
SIG 2 - Main Measurements (44.1kHz) : 1kHz FFT (-3dbfs)

Waveform: Sine
Generator Level: -3.000 dBFS
DC Offset: 0.000 D
Frequency: 1.00000 kHz
Secondary Source: None
Measured 1 23/11/2023 18:04:01
Acquisition Type: Auto
Trigger: Free Run
Delay Time: 500.0 ms
Input Bandwidth: Use Signal Path
FFT Length: 262144
Averaging: Power
Averages: 4
Window: AP-Equiripple
Record Acquisition: False
Recording Type: Multiple Mono PCM (.wav)

FFT Spectrum (23/11/2023 18:04:01.426)



Sequence Report AP



Result: ✔ PASSED



Sequence Report



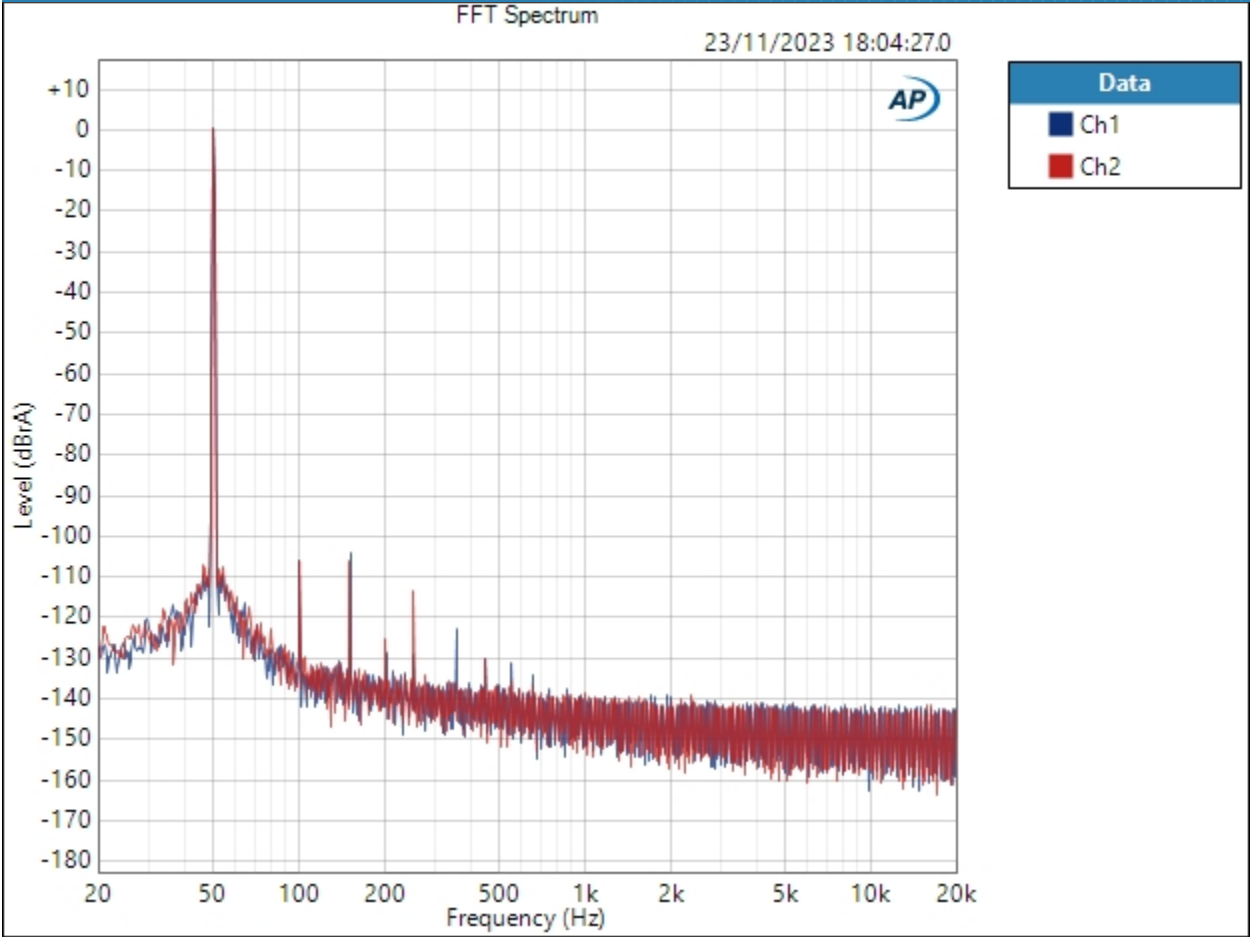
SIG 2 - Main Measurements (44.1khz) : 50khz FFT (0dbfs)

Waveform: Sine
Generator Level: -0.000 dBFS
DC Offset: 0.000 D
Frequency: 50.0000 Hz
Secondary Source: None
Measured 1: 23/11/2023 18:04:27
Acquisition Type: Auto
Trigger: Free Run
Delay Time: 500.0 ms
Input Bandwidth: Use Signal Path
FFT Length: 262144
Averaging: Power
Averages: 4
Window: AP-Equiripple
Record Acquisition: False
Recording Type: Multiple Mono PCM (.wav)

FFT Spectrum (23/11/2023 18:04:27.035)



Sequence Report AP



Result: ✔ PASSED



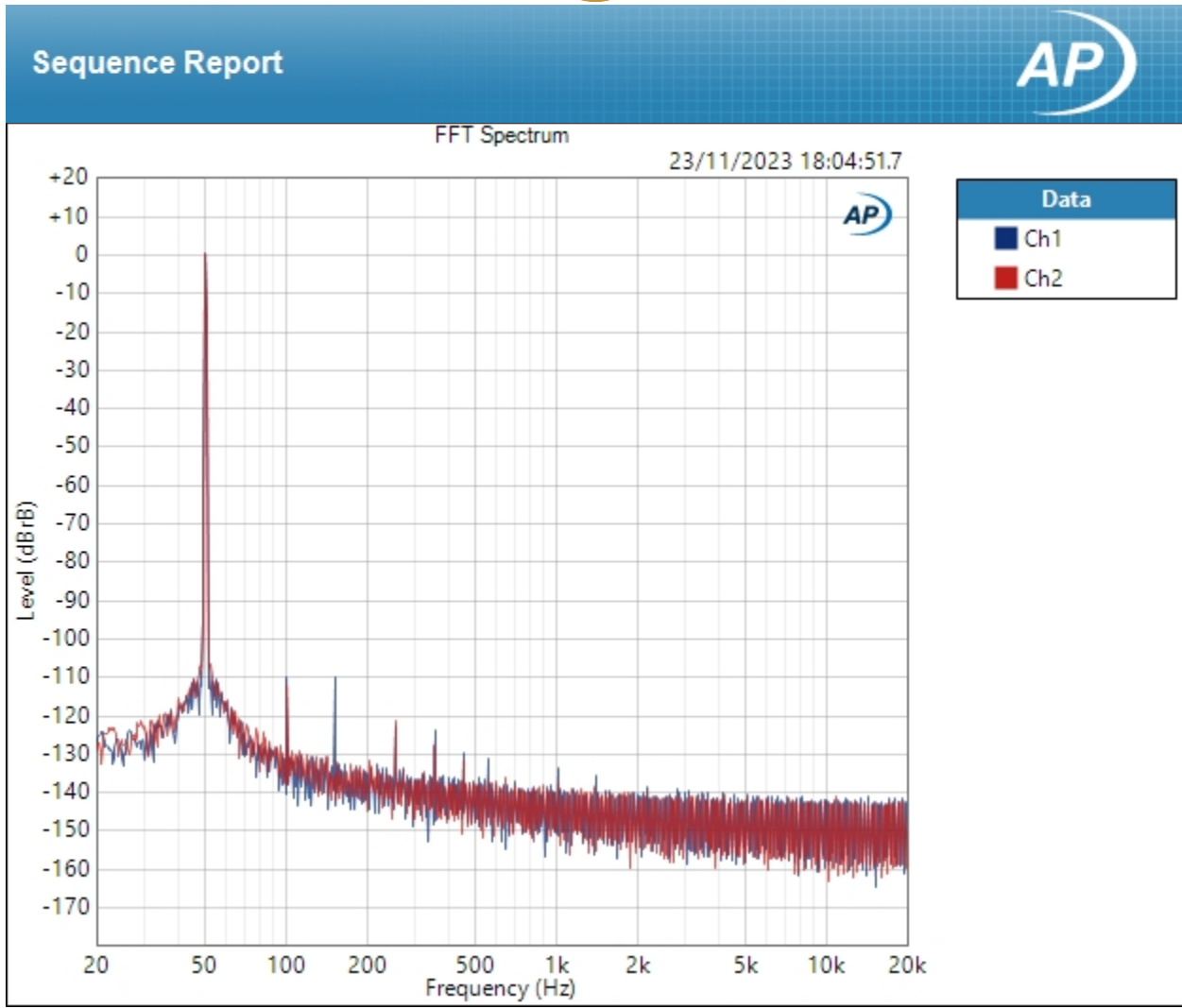
Sequence Report



SIG 2 - Main Measurements (44.1kHz) : 50hz FFT (-3dbfs)

Waveform: Sine
Generator Level: -3.000 dBFS
DC Offset: 0.000 D
Frequency: 50.0000 Hz
Secondary Source: None
Measured 1 23/11/2023 18:04:51
Acquisition Type: Auto
Trigger: Free Run
Delay Time: 250.0 ms
Input Bandwidth: Use Signal Path
FFT Length: 262144
Averaging: Power
Averages: 4
Window: AP-Equiripple
Record Acquisition: False
Recording Type: Multiple Mono PCM (.wav)

FFT Spectrum (23/11/2023 18:04:51.701)



Result: PASSED



Sequence Report



SIG 2 - Main Measurements (44.1kHz) : Effective Number of Bits 0dbfs

Waveform: Sine (1 kHz)
Generator Level: -0.000 dBFS
DC Offset: 0.000 D
Frequency: 1.00000 kHz
High-pass Filter: Elliptic
High-pass Frequency: 20 Hz
Low-pass Filter: Elliptic
Low-pass Frequency: 20 kHz
Weighting Filter: Signal Path
Notch Tuning Mode: Measured Frequency

ENOB (23/11/2023 18:04:54.034)

Ch1 16.1
Ch2 16.2

SIG 2 - Main Measurements (44.1kHz) : Effective Number of Bits -3dbfs

Waveform: Sine (1 kHz)
Generator Level: -3.000 dBFS
DC Offset: 0.000 D
Frequency: 1.00000 kHz
High-pass Filter: Elliptic
High-pass Frequency: 20 Hz
Low-pass Filter: Elliptic
Low-pass Frequency: 20 kHz
Weighting Filter: Signal Path
Notch Tuning Mode: Measured Frequency

ENOB (23/11/2023 18:04:55.952)

Ch1 16.3
Ch2 16.4



Sequence Report



SIG 2 - Main Measurements (44.1kHz) : THD+N 0dbfs

Waveform: Sine
 Generator Level: -0.000 dBFS
 DC Offset: 0.000 D
 Frequency: 1.00000 kHz
 High-pass Filter: Elliptic
 High-pass Frequency: 20 Hz
 Low-pass Filter: Elliptic
 Low-pass Frequency: 20 kHz
 Weighting Filter: Signal Path
 Notch Tuning Mode: Measured Frequency

THD+N Ratio (23/11/2023 18:04:58.455)

Ch1 0.001198 %
 Ch2 0.001135 %

THD+N Level (23/11/2023 18:04:58.455)

Ch1 -98.429 dBrA
 Ch2 -98.991 dBrA

Noise Level (23/11/2023 18:04:58.455)

Ch1 36.28 uVrms
 Ch2 34.19 uVrms

Distortion Product Ratio (23/11/2023 18:04:58.455)

| Channel | F | H2 | H3 | H4 | H5 | H6 | H7 | H8 | H9 | H10 |
|---------|--------|---------|---------|---------|---------|---------|---------|---------|---------|---------|
| | 1.000k | 2.000k | 3.000k | 4.000k | 5.000k | 6.000k | 7.000k | 8.000k | 9.000k | 10.00k |
| Ch1 | -0.00 | -106.10 | -104.59 | -117.08 | -116.22 | -131.43 | -117.81 | -126.38 | -121.59 | -126.00 |
| | 1.000k | 2.000k | 3.000k | 4.000k | 5.000k | 6.000k | 7.000k | 8.000k | 9.000k | 10.00k |
| Ch2 | -0.00 | -106.24 | -106.46 | -118.43 | -111.12 | -129.04 | -125.54 | -126.64 | -121.76 | -125.65 |

Distortion Product Ratio Parameters

Frequency Unit: Hz
 Ratio Unit: dB
 Channel: Ch1



Sequence Report



SIG 2 - Main Measurements (44.1kHz) : THD+N -3dbfs

Waveform: Sine
 Generator Level: -3.000 dBFS
 DC Offset: 0.000 D
 Frequency: 1.00000 kHz
 High-pass Filter: Elliptic
 High-pass Frequency: 20 Hz
 Low-pass Filter: Elliptic
 Low-pass Frequency: 20 kHz
 Weighting Filter: Signal Path
 Notch Tuning Mode: Measured Frequency

THD+N Ratio (23/11/2023 18:05:00.587)

Ch1 0.001021 %
 Ch2 0.000965 %

THD+N Level (23/11/2023 18:05:00.587)

Ch1 -99.819 dBrB
 Ch2 -100.399 dBrB

Noise Level (23/11/2023 18:05:00.587)

Ch1 27.21 uVrms
 Ch2 25.44 uVrms

Distortion Product Ratio (23/11/2023 18:05:00.587)

| Channel | F | H2 | H3 | H4 | H5 | H6 | H7 | H8 | H9 | H10 |
|---------|--------|---------|---------|---------|---------|---------|---------|---------|---------|---------|
| | 1.000k | 2.000k | 3.000k | 4.000k | 5.000k | 6.000k | 7.000k | 8.000k | 9.000k | 10.00k |
| Ch1 | -0.00 | -109.94 | -111.39 | -125.85 | -121.39 | -128.27 | -125.11 | -129.52 | -125.71 | -134.69 |
| | 1.000k | 2.000k | 3.000k | 4.000k | 5.000k | 6.000k | 7.000k | 8.000k | 9.000k | 10.00k |
| Ch2 | -0.00 | -110.16 | -119.99 | -127.82 | -118.39 | -128.72 | -124.27 | -131.09 | -133.11 | -125.75 |

Distortion Product Ratio Parameters

Frequency Unit: Hz
 Ratio Unit: dB
 Channel: Ch1



Sequence Report



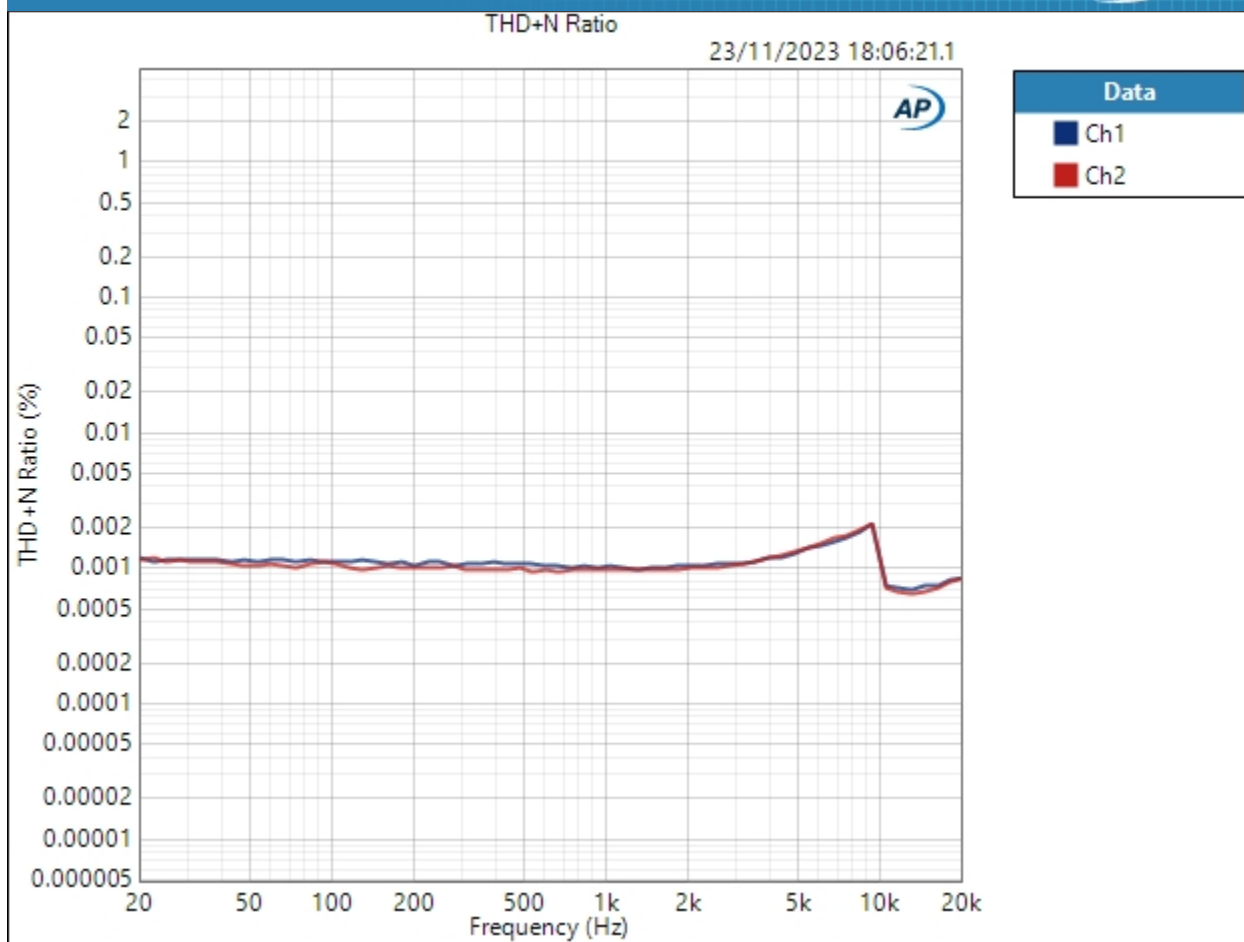
SIG 2 - Main Measurements (44.1kHz) : THD+N/Frequency

| | |
|----------------------|---------------------|
| Waveform: | Sine |
| Generator Level: | -3.000 dBFS |
| DC Offset: | 0.000 D |
| EQ: | None |
| Start Frequency: | 20.0000 kHz |
| Stop Frequency: | 20.0000 Hz |
| Step Type: | Logarithmic |
| Number of Points: | 64 |
| High-pass Filter: | Elliptic |
| High-pass Frequency: | 20 Hz |
| Low-pass Filter: | Signal Path |
| Weighting Filter: | Signal Path |
| Phase Ref Channel: | Ch1 |
| Measured 1 | 23/11/2023 18:06:21 |

THD+N Ratio (23/11/2023 18:06:21.154)



Sequence Report



Result: ✔ PASSED



Sequence Report



SIG 2 - Main Measurements (44.1kHz) : Dynamic Range - AES17

Waveform: Sine
Generator Level: -0.000 dBFS
DC Offset: 0.000 D
Frequency: 0.99700 kHz
Level Ratio: -60.000 dB
High-pass Filter: Signal Path
Low-pass Filter: Elliptic
Low-pass Frequency: 20 kHz
Weighting Filter: CCIR-2k

Dynamic Range - AES17 (23/11/2023 18:06:28.761)

Ch1 110.614 dB
Ch2 111.032 dB

SIG 2 - Main Measurements (44.1kHz) : Signal to Noise Ratio

Waveform: Sine
Generator Level: -0.000 dBFS
DC Offset: 0.000 D
Frequency: 1.00000 kHz
High-pass Filter: Elliptic
High-pass Frequency: 20 Hz
Low-pass Filter: Elliptic
Low-pass Frequency: 20 kHz
Weighting Filter: Signal Path

Signal to Noise Ratio (23/11/2023 18:06:32.015)

Ch1 111.240 dB
Ch2 111.605 dB



Sequence Report



SIG 2 - Main Measurements (44.1khz) : IMD (SMPTE)

IMD Type: SMPTE
 Waveform: IMD
 Generator Level: -0.000 dBFS
 DC Offset: 0.000 D
 Frequency 1: 60.0000 Hz
 Frequency 2: 7.00000 kHz
 Frequency Ratio: 4:1
 IMD Split: False

SMPTE Ratio (23/11/2023 18:07:19.617)

Ch1 -87.286 dB
 Ch2 -88.479 dB

SMPTE Distortion Product Ratio (23/11/2023 18:07:19.617)

| Channel | f1 | d5 | d4 | d3 | d2 | f2 | d2 | d3 | d4 | d5 |
|---------|-------|---------|---------|---------|--------|--------|--------|---------|---------|---------|
| | 60.00 | 6.760k | 6.820k | 6.880k | 6.940k | 7.000k | 7.060k | 7.120k | 7.180k | 7.240k |
| Ch1 | 12.04 | -106.77 | -104.99 | -98.49 | -95.41 | 0.00 | -94.98 | -97.78 | -104.49 | -106.46 |
| | 60.00 | 6.760k | 6.820k | 6.880k | 6.940k | 7.000k | 7.060k | 7.120k | 7.180k | 7.240k |
| Ch2 | 12.04 | -105.59 | -107.02 | -102.04 | -95.97 | 0.00 | -95.79 | -101.82 | -104.48 | -103.30 |

SMPTE Distortion Product Ratio Parameters

Frequency Unit: Hz
 Ratio Unit: dB
 Channel: Ch1



Sequence Report



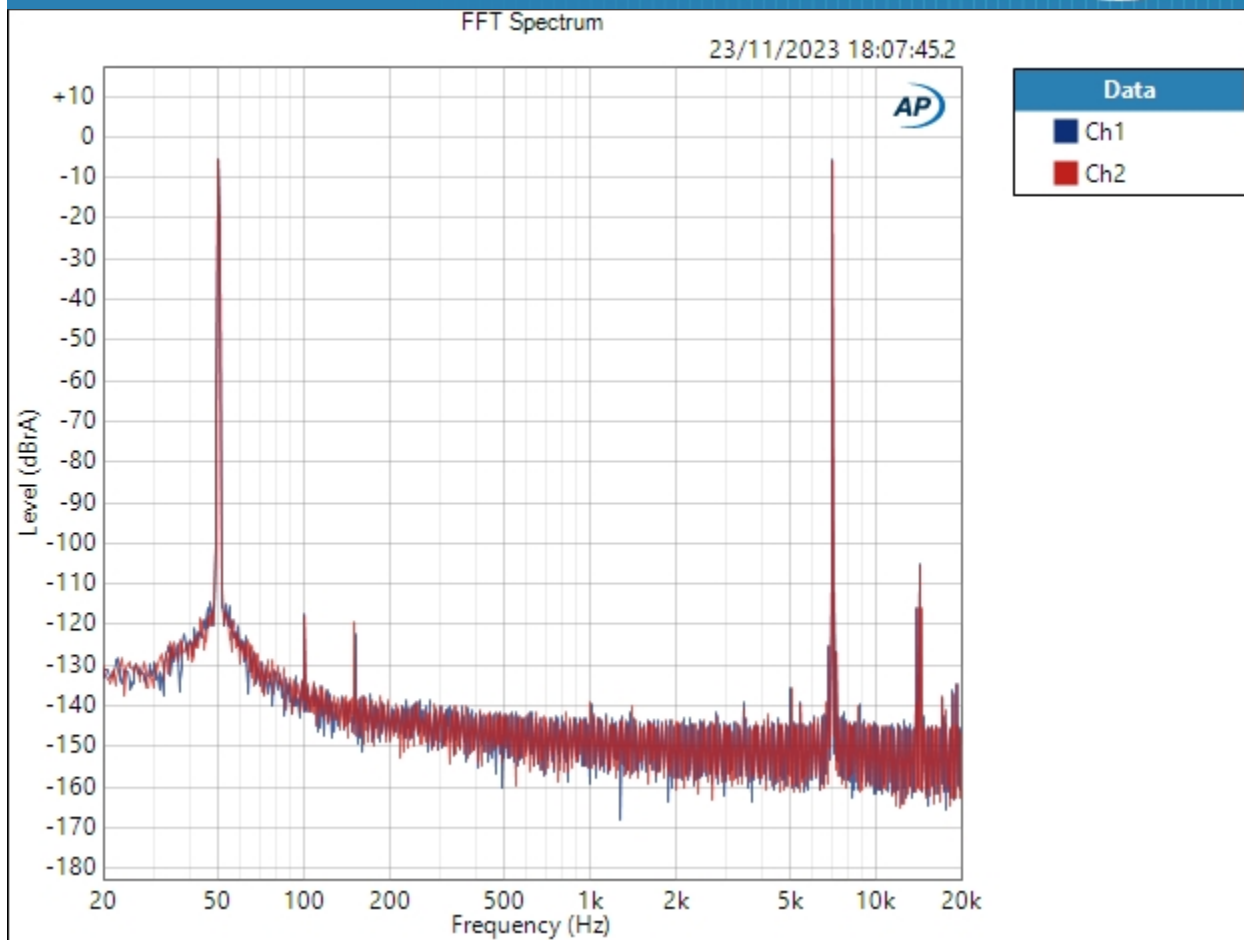
SIG 2 - Main Measurements (44.1kHz) : 50hz/7khz IMD SMPTE FFT

Waveform: Sine, Dual
Generator Level: -0.000 dBFS
DC Offset: 0.000 D
Frequency: 50.0000 Hz
Frequency B: 7.00000 kHz
IMD Split: No
FB:FA Ratio: 1.000 x/y
Secondary Source: None
Measured 1 23/11/2023 18:07:45
Acquisition Type: Auto
Trigger: Free Run
Delay Time: 500.0 ms
Input Bandwidth: Use Signal Path
FFT Length: 262144
Averaging: Power
Averages: 4
Window: AP-Equiripple
Record Acquisition: False
Recording Type: Multiple Mono PCM (.wav)

FFT Spectrum (23/11/2023 18:07:45.264)



Sequence Report



Result: PASSED



Sequence Report



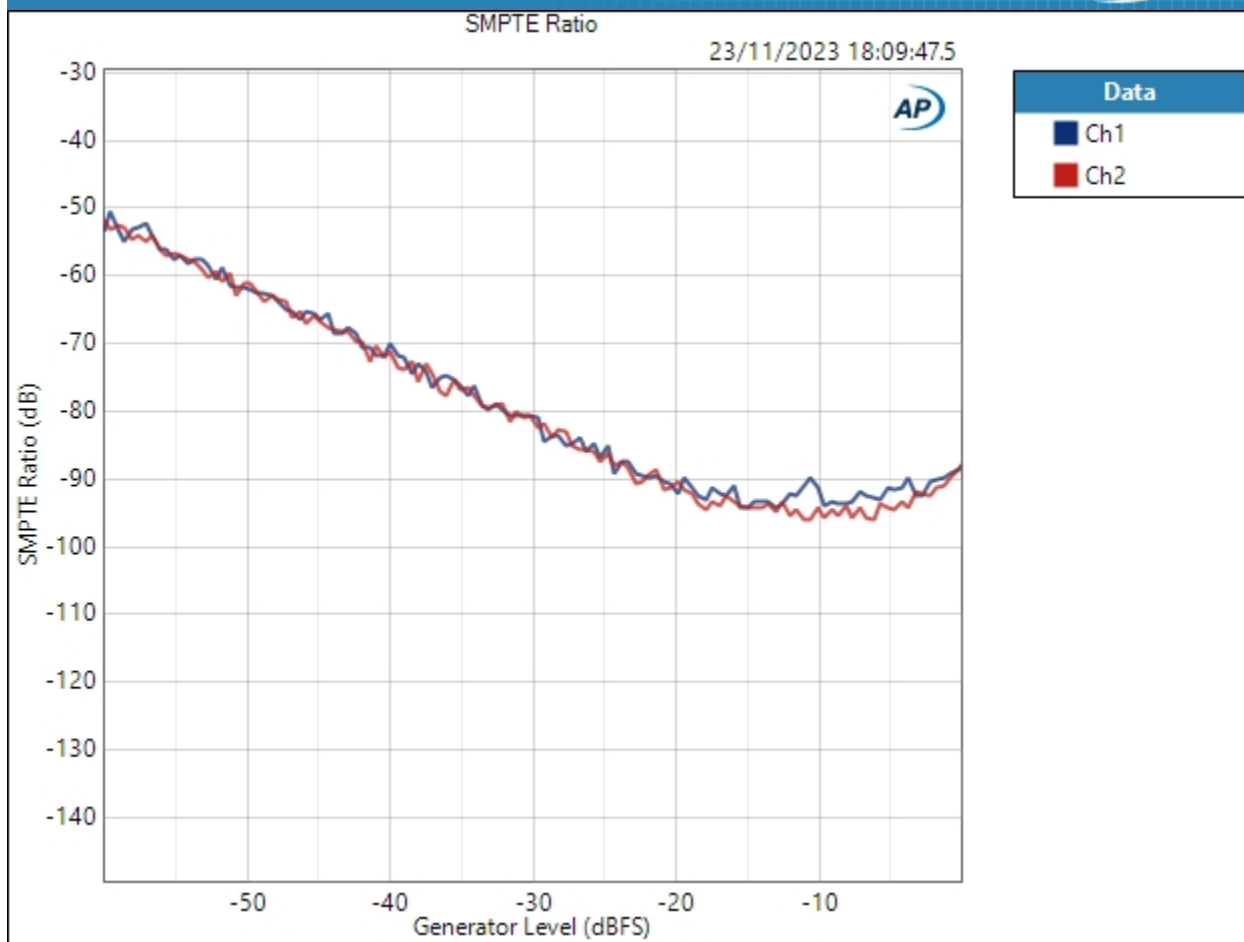
SIG 2 - Main Measurements (44.1kHz) : IMD Level Sweep (SMPTE)

IMD Type: SMPTE
Frequency 1: 60.0000 Hz
Frequency 2: 7.00000 kHz
Frequency Ratio: 4:1
IMD Split: False
Start Level: -60.000 dBFS
Stop Level: -0.000 dBFS
Step Type: Linear
Number of Points: 124
Step Size: +0.488 dBFS
Measured 1 23/11/2023 18:09:47

SMPTE Ratio (23/11/2023 18:09:47.590)



Sequence Report

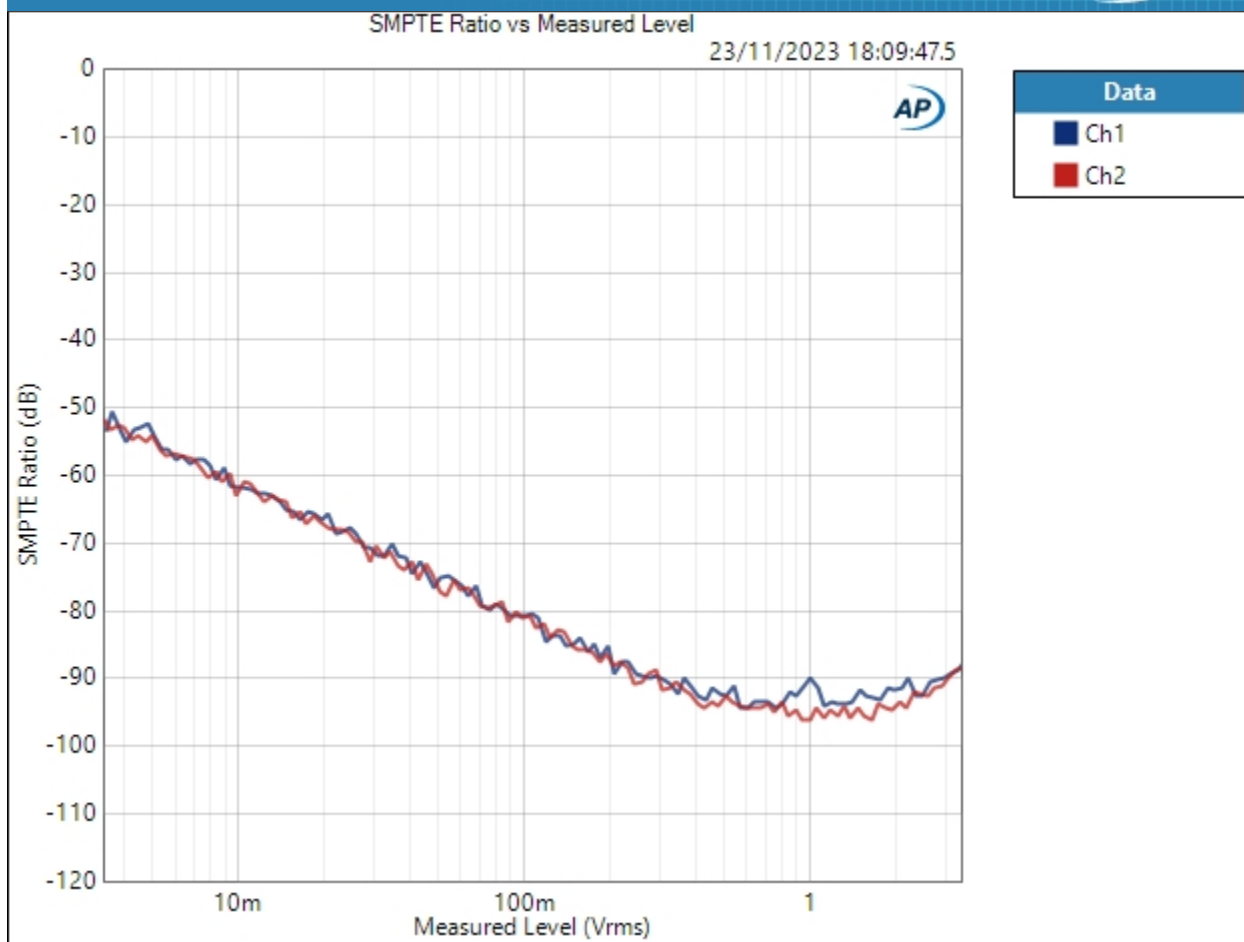


Result: PASSED

SMPTE Ratio vs Measured Level (23/11/2023 18:09:47.590)



Sequence Report



Result: PASSED



Sequence Report



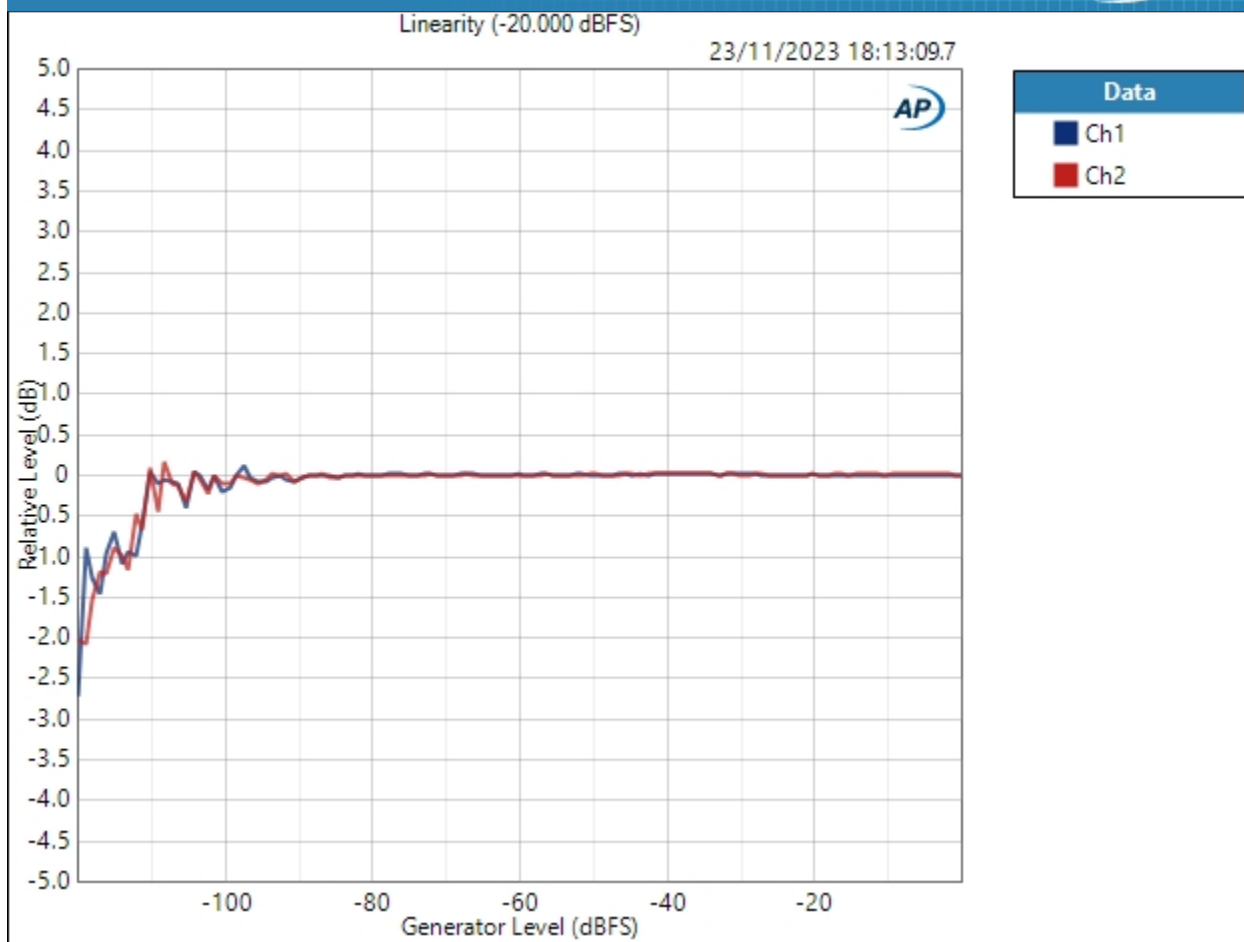
SIG 2 - Main Measurements (44.1kHz) : Linearity

Waveform: Sine
Frequency: 1.00000 kHz
Start Level: -120.000 dBFS
Stop Level: -0.000 dBFS
Step Type: Linear
Number of Points: 124
Step Size: +0.976 dBFS
Offset: 0.000 D
Selectivity: 1/24 octave
Bandpass Tuning Mode: Generator Frequency
Measured 1 23/11/2023 18:13:09

Linearity (-20.000 dBFS) (23/11/2023 18:13:09.727)



Sequence Report



Linearity (-20.000 dBFS) Parameters

Mode: Normalized at Reference

Relative Level: -20.000 dBFS

Result: PASSED



Sequence Report



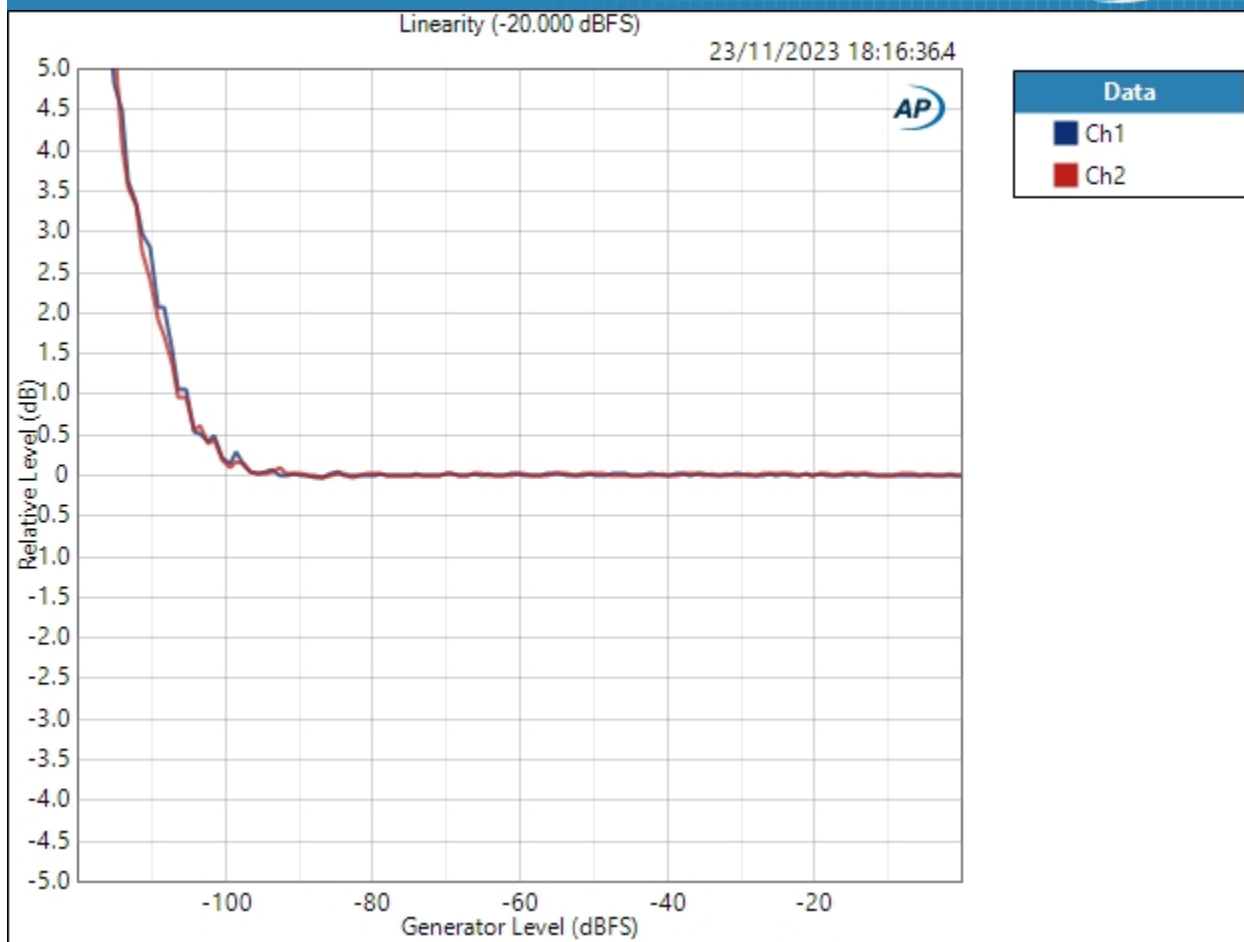
SIG 2 - Main Measurements (44.1kHz) : Linearity (No Bandpass)

| | |
|----------------------|---------------------|
| Waveform: | Sine |
| Frequency: | 1.00000 kHz |
| Start Level: | -120.000 dBFS |
| Stop Level: | -0.000 dBFS |
| Step Type: | Linear |
| Number of Points: | 124 |
| Step Size: | +0.976 dBFS |
| Offset: | 0.000 D |
| High-pass Filter: | Elliptic |
| High-pass Frequency: | 20 Hz |
| Low-pass Filter: | Elliptic |
| Low-pass Frequency: | 20 kHz |
| Weighting Filter: | Signal Path |
| Notch Tuning Mode: | Generator Frequency |
| Measured 1 | 23/11/2023 18:16:36 |

Linearity (-20.000 dBFS) (23/11/2023 18:16:36.424)



Sequence Report



Linearity (-20.000 dBFS) Parameters

Mode: Normalized at Reference

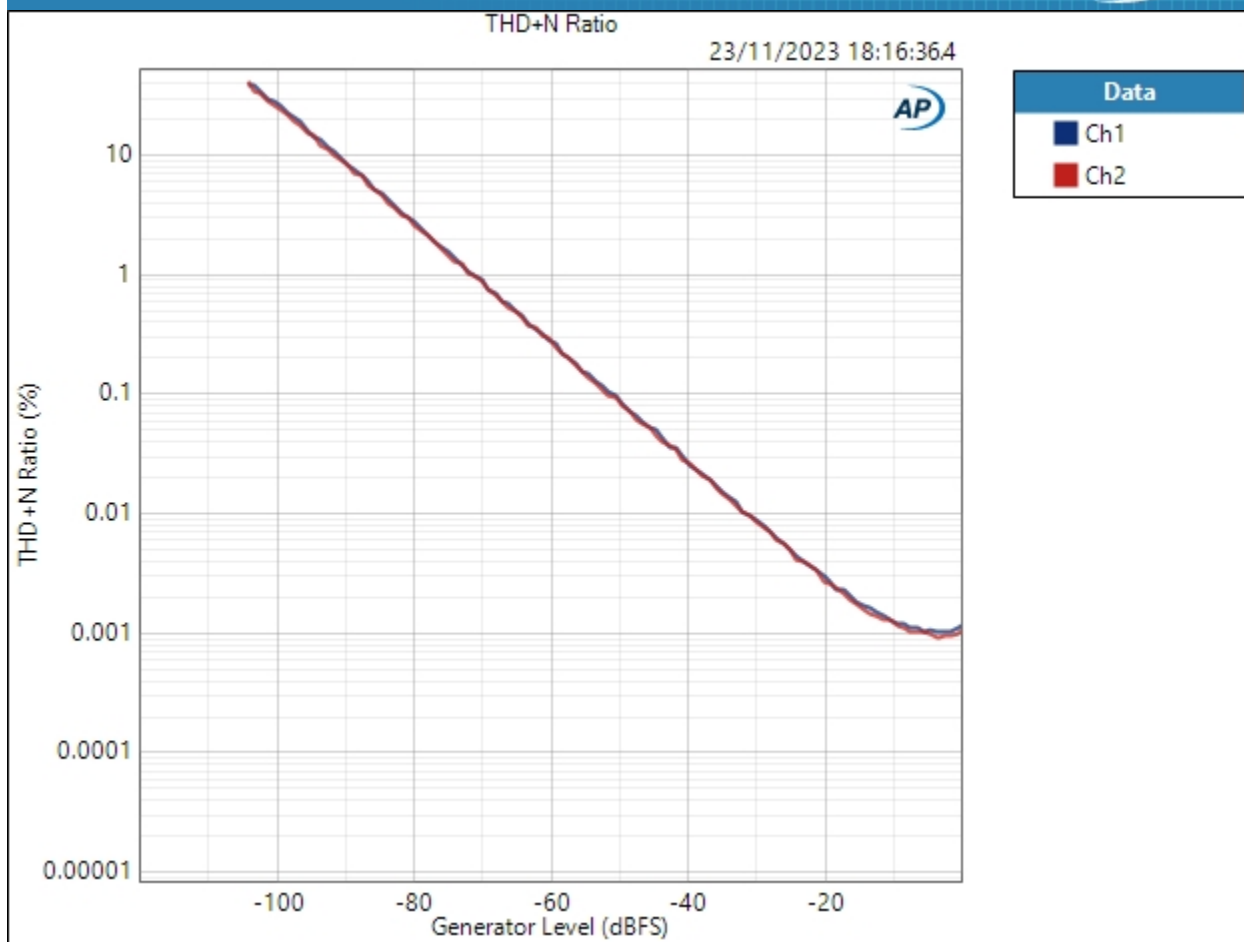
Relative Level: -20.000 dBFS

Result: ✔ PASSED

THD+N Ratio (23/11/2023 18:16:36.424)



Sequence Report

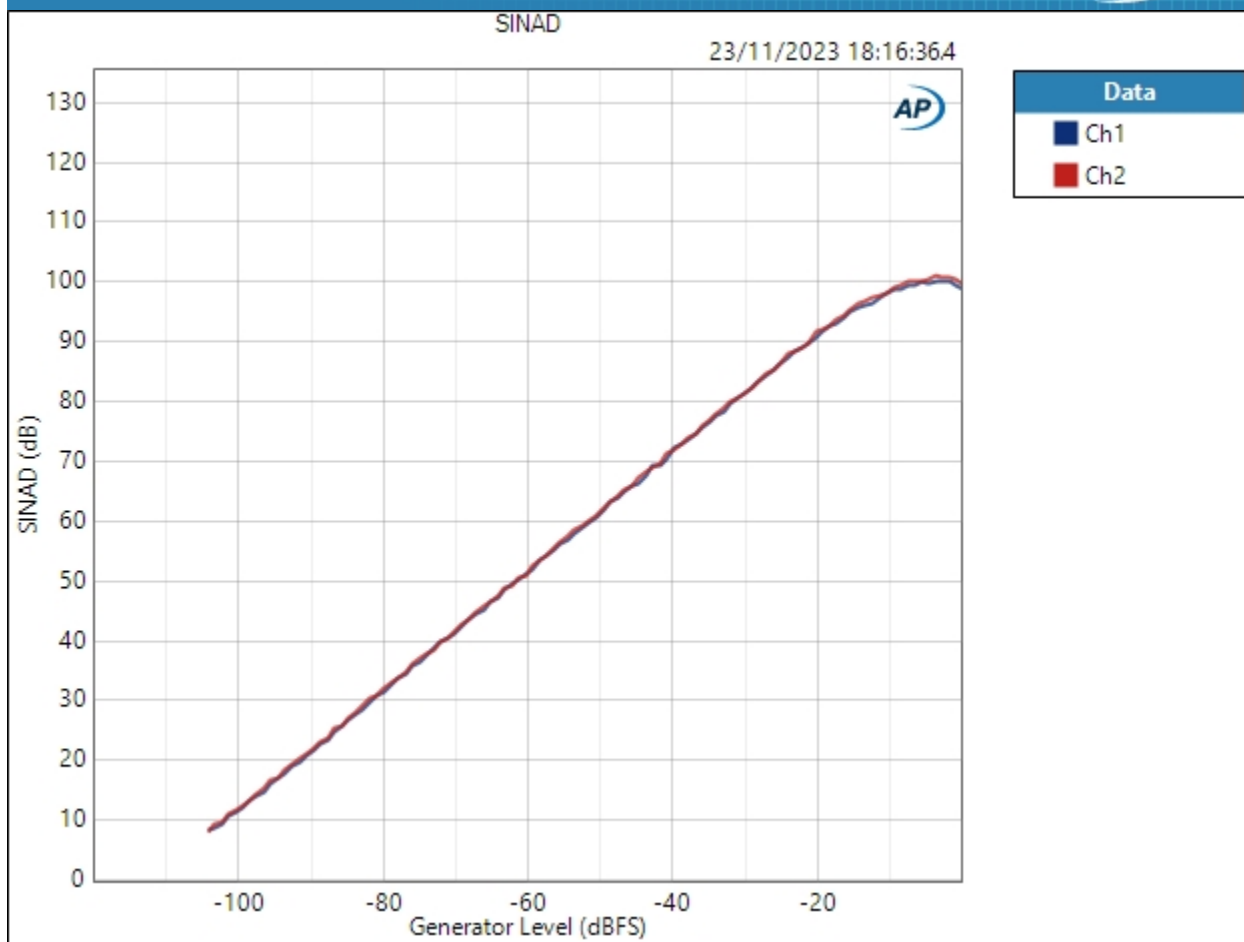


Result: PASSED

SINAD (23/11/2023 18:16:36.424)



Sequence Report

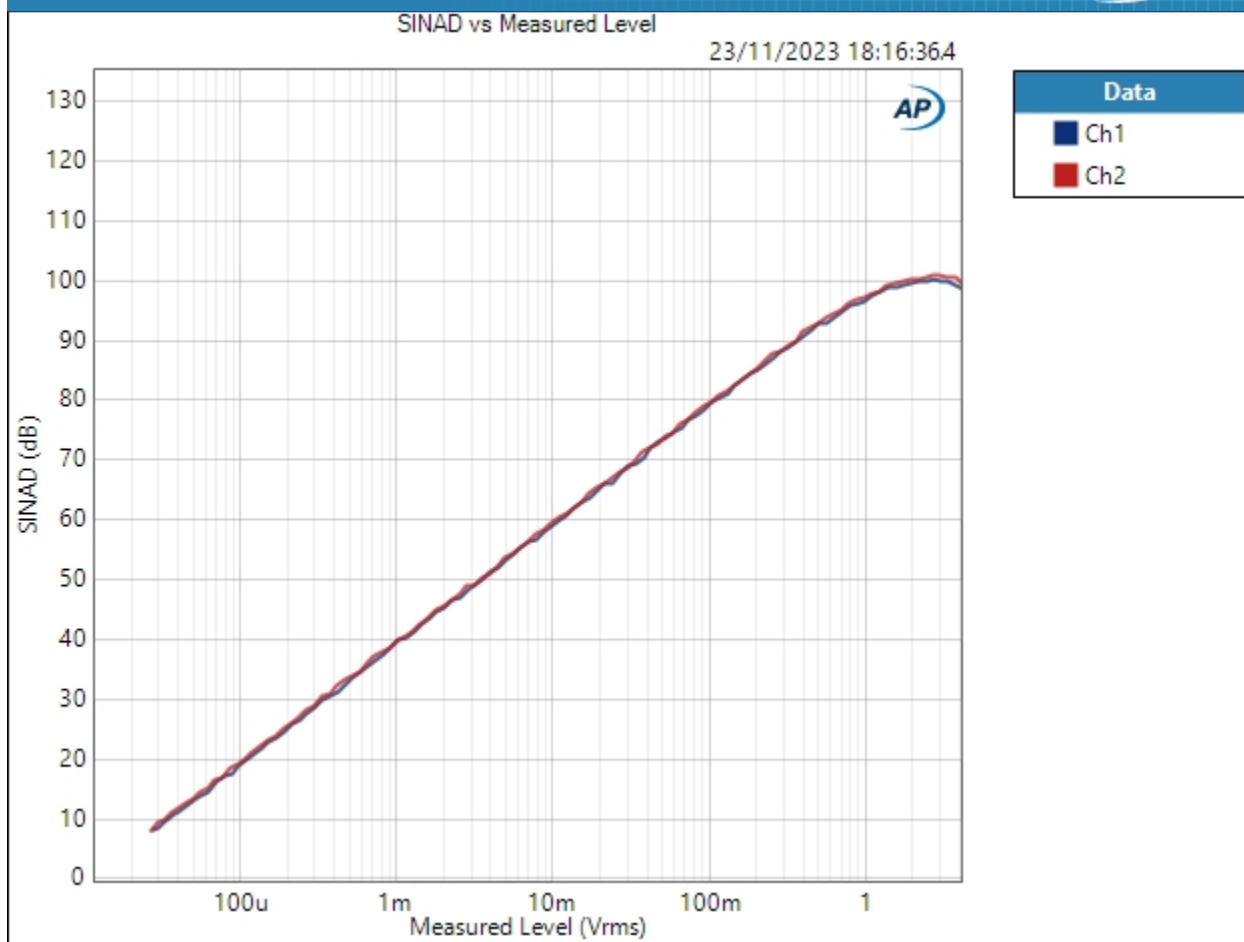


Result: PASSED

SINAD vs Measured Level (23/11/2023 18:16:36.424)



Sequence Report



Result: ✔ PASSED



Sequence Report



SIG 2 - Main Measurements (44.1kHz) : Crosstalk Sweep, One Channel Driven

Generator Level: -0.000 dBFS

DC Offset: 0.000 D

Start Frequency: 20.0000 kHz

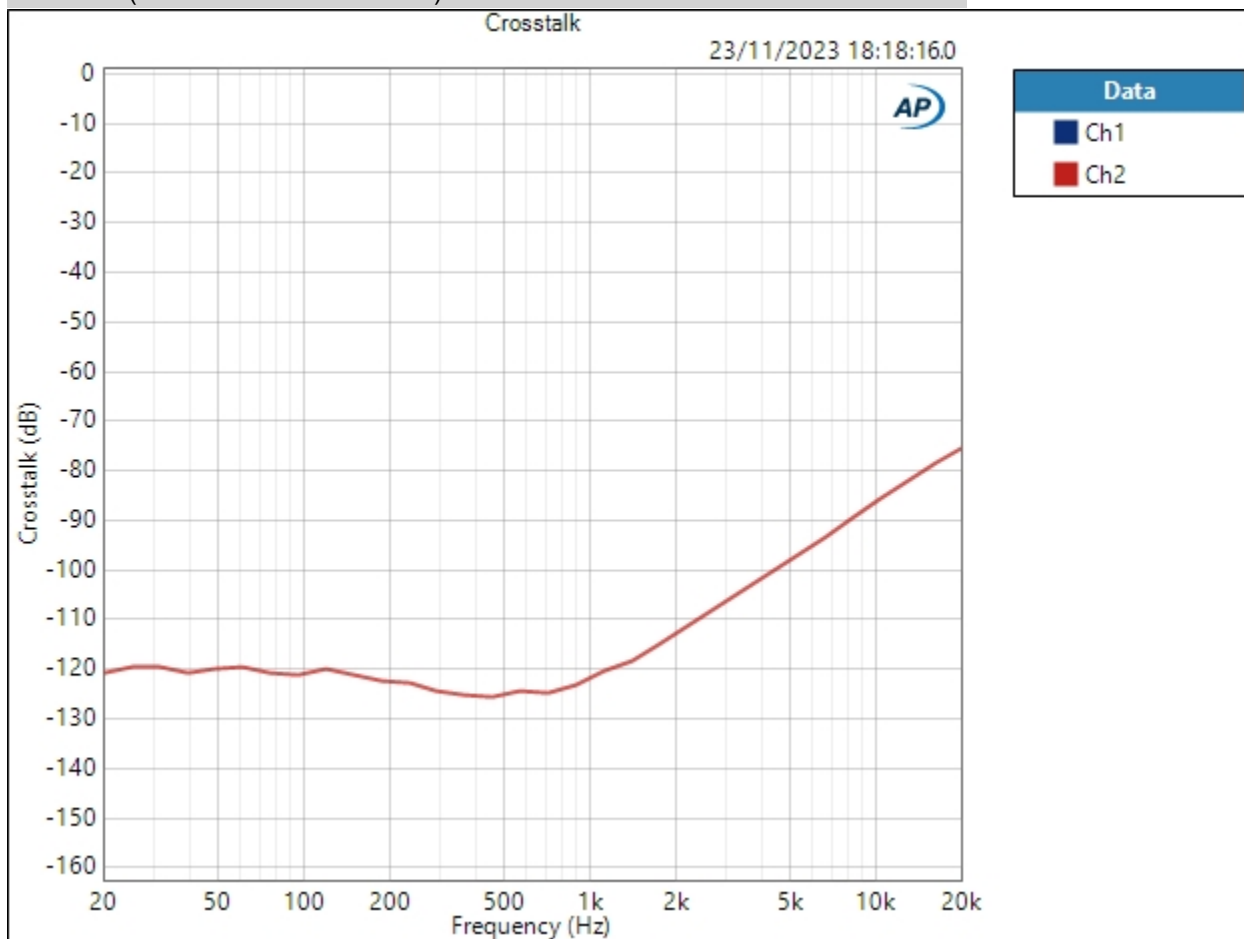
Stop Frequency: 20.0000 Hz

Step Type: Logarithmic

Number of Points: 32

Measured 1 23/11/2023 18:18:16

Crosstalk (23/11/2023 18:18:16.038)





Sequence Report



Crosstalk Parameters

Source: Ch1

Result:  PASSED

SIG 2 - Main Measurements (44.1kHz) : DC Offset (active)

Waveform: Sine
Generator Level: -3.000 dBFS
DC Offset: 0.000 D
Frequency: 1.00000 kHz
Delay Time: 400.0 ms
Acquisition Time: 333.0 ms

DC Level (23/11/2023 18:19:58.522)

Ch1 -3.886 mV
Ch2 4.275 mV

SIG 2 - Main Measurements (44.1kHz) : DC Offset (idle)

Waveform: Sine
Generator Level: $-\infty$ dBFS
DC Offset: 0.000 D
Frequency: 1.00000 kHz
Delay Time: 100.0 ms
Acquisition Time: 333.0 ms

DC Level (23/11/2023 18:20:04.861)

Ch1 -4.007 mV
Ch2 4.265 mV



Sequence Report



SIG 3 - 44.1kHz Jitter : Signap Path Setup

| | |
|---------------------------------|--|
| Output Connector: | ASIO |
| Asio Device: | ASIO4ALL v2 |
| Scaling Mode: | Digital |
| Output Sample Rate: | 44.1000 kHz |
| Output Latency: | Auto |
| Buffer Size: | 1024 |
| Clock Source: | Big Ben |
| Input 1: | Analog Balanced |
| Measure: | Auto |
| Channels: | Auto (2 Channels) |
| Ch1 | Data from Ch1, Sensitivity = 0.00 dB, Gain = 0.00 dB |
| Ch2 | Data from Ch2, Sensitivity = 0.00 dB, Gain = 0.00 dB |
| Input Bandwidth: | AC (<10 Hz) - 90k (192 kHz SR) |
| Input EQ: | None |
| Termination: | 200 kohm |
| High Performance Sine Analyzer: | Disabled |
| Input 2: | None |
| Device Delay: | 0.000 s |
| • References | |
| dBr G: | -20.000 dBFS |
| Shared Frequency Reference: | 1.00000 kHz |
| Analog Input | |
| dBrA: | 4.147 Vrms |
| dBrB: | 4.147 Vrms |
| dBrA Offset: | 0.000 dB |
| dBrB Offset: | 3.000 dB |
| dB SPL1: | 4.147 Vrms |
| dB SPL2: | 4.147 Vrms |
| dB SPL1 Calibrator Level: | 60.000 dB SPL |
| dB SPL2 Calibrator Level: | 50.000 dB SPL |



Sequence Report



| | |
|-------------------------|-----------------|
| dBm (Input Power): | 600.0 ohm |
| W(watts) (Input Power): | 8.000 ohm |
| • DCX | |
| DCX is not detected. | |
| • Clocks | |
| Output Rate: | Track Output SR |
| Sync Out Level: | 3.300 V |
| Sync Out Polarity: | Normal |
| Timebase Reference: | Internal |
| Jitter: | Disabled |
| • Triggers | |
| Source: | Off |
| Input Logic Level: | 3.300 V |
| Edge: | Rising |



Sequence Report



SIG 3 - 44.1kHz Jitter : 44.1kHz J-Test (Jitter)

Waveform: J-test_44k_PCM24_LR.wav

Bit Exact: True

Start Offset (sec): 0.000 s

Secondary Source: None

Measured 1 23/11/2023 18:21:07

Acquisition Type: Auto

Trigger: Free Run

Delay Time: 500.0 ms

Input Bandwidth: Use Signal Path

FFT Length: 1248000

Averaging: Power

Averages: 8

Window: AP-Equiripple

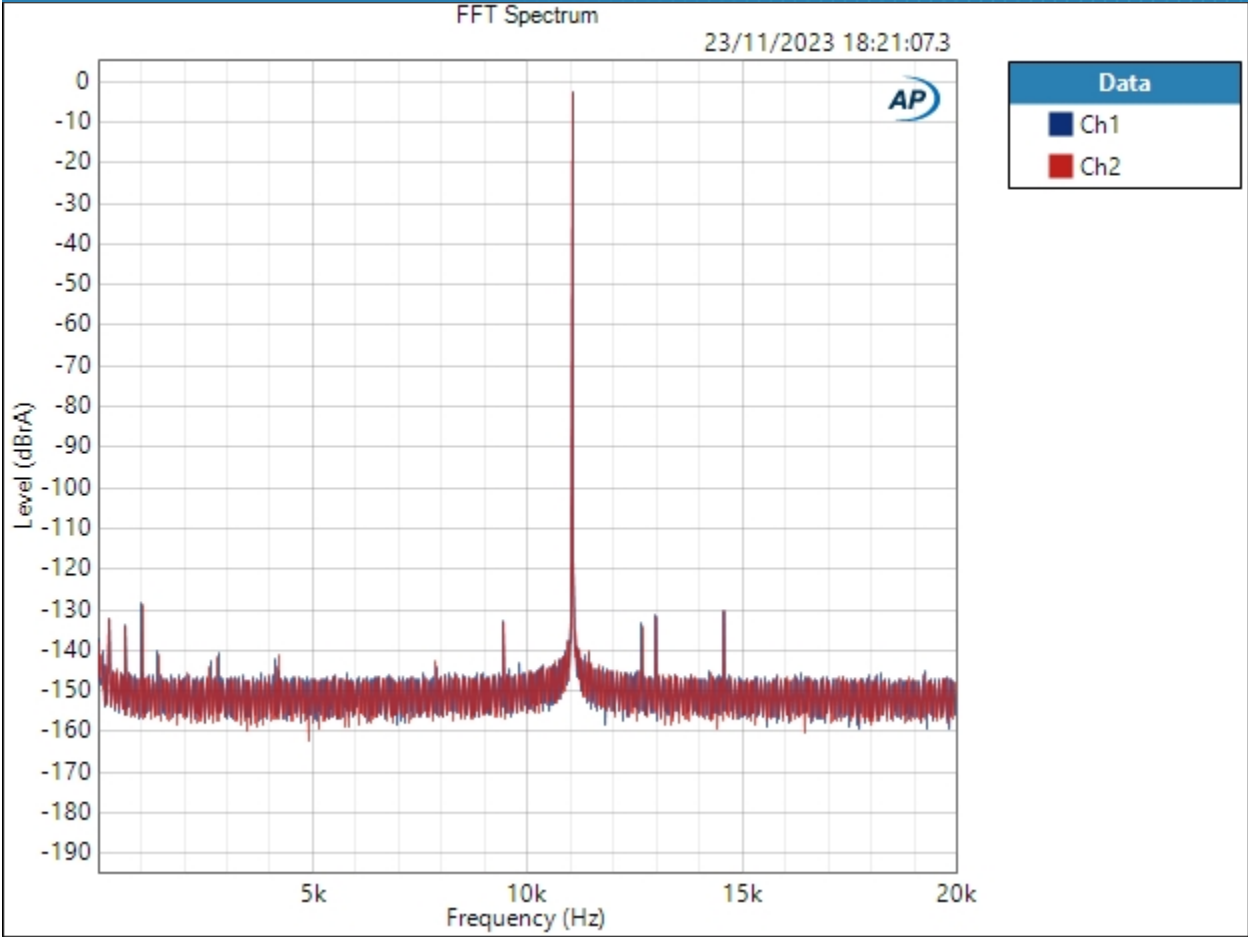
Record Acquisition: False

Recording Type: Multiple Mono PCM (.wav)

FFT Spectrum (23/11/2023 18:21:07.304)



Sequence Report AP



Result: ✔ PASSED



Sequence Report



SIG 4 - 48khz Jitter : Signap Path Setup

| | |
|---------------------------------|--|
| Output Connector: | ASIO |
| Asio Device: | ASIO4ALL v2 |
| Scaling Mode: | Digital |
| Output Sample Rate: | 48.0000 kHz |
| Output Latency: | Auto |
| Buffer Size: | 2048 |
| Clock Source: | Big Ben |
| Input 1: | Analog Balanced |
| Measure: | Auto |
| Channels: | Auto (2 Channels) |
| Ch1 | Data from Ch1, Sensitivity = 0.00 dB, Gain = 0.00 dB |
| Ch2 | Data from Ch2, Sensitivity = 0.00 dB, Gain = 0.00 dB |
| Input Bandwidth: | AC (<10 Hz) - AES17 (20 kHz) |
| Input EQ: | None |
| Termination: | 200 kohm |
| High Performance Sine Analyzer: | Disabled |
| Input 2: | None |
| Device Delay: | 0.000 s |
| • References | |
| dBr G: | -20.000 dBFS |
| Shared Frequency Reference: | 1.00000 kHz |
| Analog Input | |
| dBrA: | 4.147 Vrms |
| dBrB: | 4.147 Vrms |
| dBrA Offset: | 0.000 dB |
| dBrB Offset: | 3.000 dB |
| dB SPL1: | 4.147 Vrms |
| dB SPL2: | 4.147 Vrms |
| dB SPL1 Calibrator Level: | 60.000 dB SPL |
| dB SPL2 Calibrator Level: | 50.000 dB SPL |



Sequence Report



| | |
|-------------------------|-----------------|
| dBm (Input Power): | 600.0 ohm |
| W(watts) (Input Power): | 8.000 ohm |
| • DCX | |
| DCX is not detected. | |
| • Clocks | |
| Output Rate: | Track Output SR |
| Sync Out Level: | 3.300 V |
| Sync Out Polarity: | Normal |
| Timebase Reference: | Internal |
| Jitter: | Disabled |
| • Triggers | |
| Source: | Off |
| Input Logic Level: | 3.300 V |
| Edge: | Rising |



Sequence Report



SIG 4 - 48khz Jitter : 48khz J-Test (Jitter)

Waveform: J-test_48k_PCM24_LR.wav

Bit Exact: True

Start Offset (sec): 0.000 s

Secondary Source: None

Measured 1 23/11/2023 18:22:33

Acquisition Type: Auto

Trigger: Free Run

Delay Time: 500.0 ms

Input Bandwidth: Use Signal Path

FFT Length: 1248000

Averaging: Power

Averages: 3

Window: AP-Equiripple

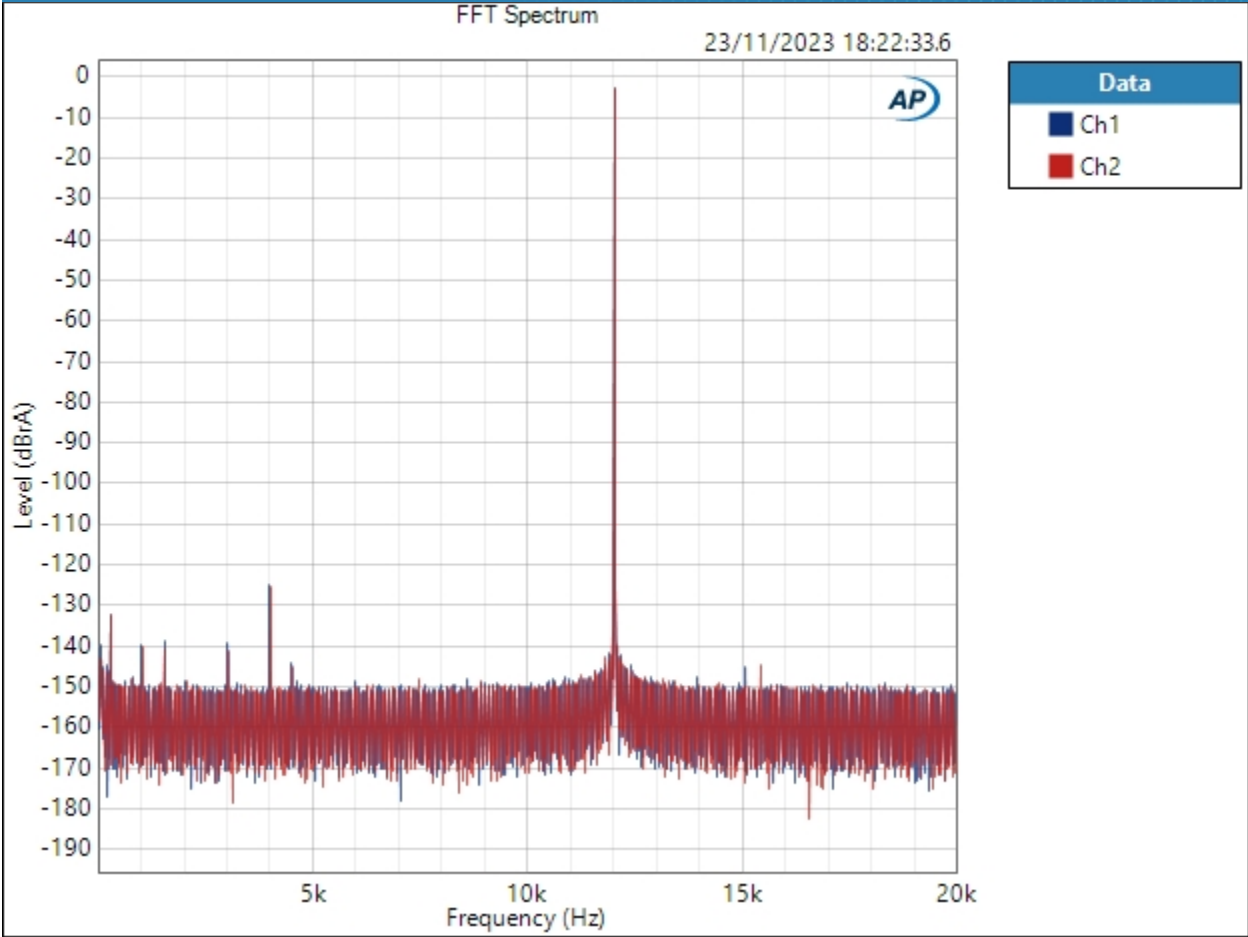
Record Acquisition: False

Recording Type: Multiple Mono PCM (.wav)

FFT Spectrum (23/11/2023 18:22:33.608)



Sequence Report AP



Result: ✔ PASSED



Sequence Report



SIG 5 - Bandwidth (192kHz) : Signal Path Setup

| | |
|---------------------------------|--|
| Output Connector: | ASIO |
| Asio Device: | ASIO4ALL v2 |
| Scaling Mode: | Digital |
| Output Sample Rate: | 192.000 kHz |
| Output Latency: | Auto |
| Buffer Size: | 2048 |
| Clock Source: | Big Ben |
| Input 1: | Analog Balanced |
| Measure: | Auto |
| Channels: | Custom (2 Channels) |
| Ch1 | Data from Ch1, Sensitivity = 0.00 dB, Gain = 0.00 dB |
| Ch2 | Data from Ch2, Sensitivity = 0.00 dB, Gain = 0.00 dB |
| Input Bandwidth: | AC (<10 Hz) - 90k (192 kHz SR) |
| Input EQ: | None |
| Termination: | 200 kohm |
| High Performance Sine Analyzer: | Enabled |
| Input 2: | None |
| Device Delay: | 0.000 s |
| • References | |
| dBr G: | -20.000 dBFS |
| Shared Frequency Reference: | 1.00000 kHz |
| Analog Input | |
| dBrA: | 4.147 Vrms |
| dBrB: | 4.147 Vrms |
| dBrA Offset: | 0.000 dB |
| dBrB Offset: | 3.000 dB |
| dB SPL1: | 4.147 Vrms |
| dB SPL2: | 4.147 Vrms |
| dB SPL1 Calibrator Level: | 60.000 dB SPL |
| dB SPL2 Calibrator Level: | 50.000 dB SPL |



Sequence Report



| | |
|-------------------------|-----------------|
| dBm (Input Power): | 600.0 ohm |
| W(watts) (Input Power): | 8.000 ohm |
| • DCX | |
| DCX is not detected. | |
| • Clocks | |
| Output Rate: | Track Output SR |
| Sync Out Level: | 3.300 V |
| Sync Out Polarity: | Normal |
| Timebase Reference: | Internal |
| Jitter: | Disabled |
| • Triggers | |
| Source: | Off |
| Input Logic Level: | 3.300 V |
| Edge: | Rising |



Sequence Report



SIG 5 - Bandwidth (192khz) : 90khz Bandwidth

Start Frequency: 20.0000 Hz

Stop Frequency: 90.0000 kHz

Generator Level: -3.000 dBFS

DC Offset: 0.000 D

EQ: None

Pre-Sweep: 500.0 ms

Sweep: 5.000 s

Extend Acquisition By: 500.0 ms

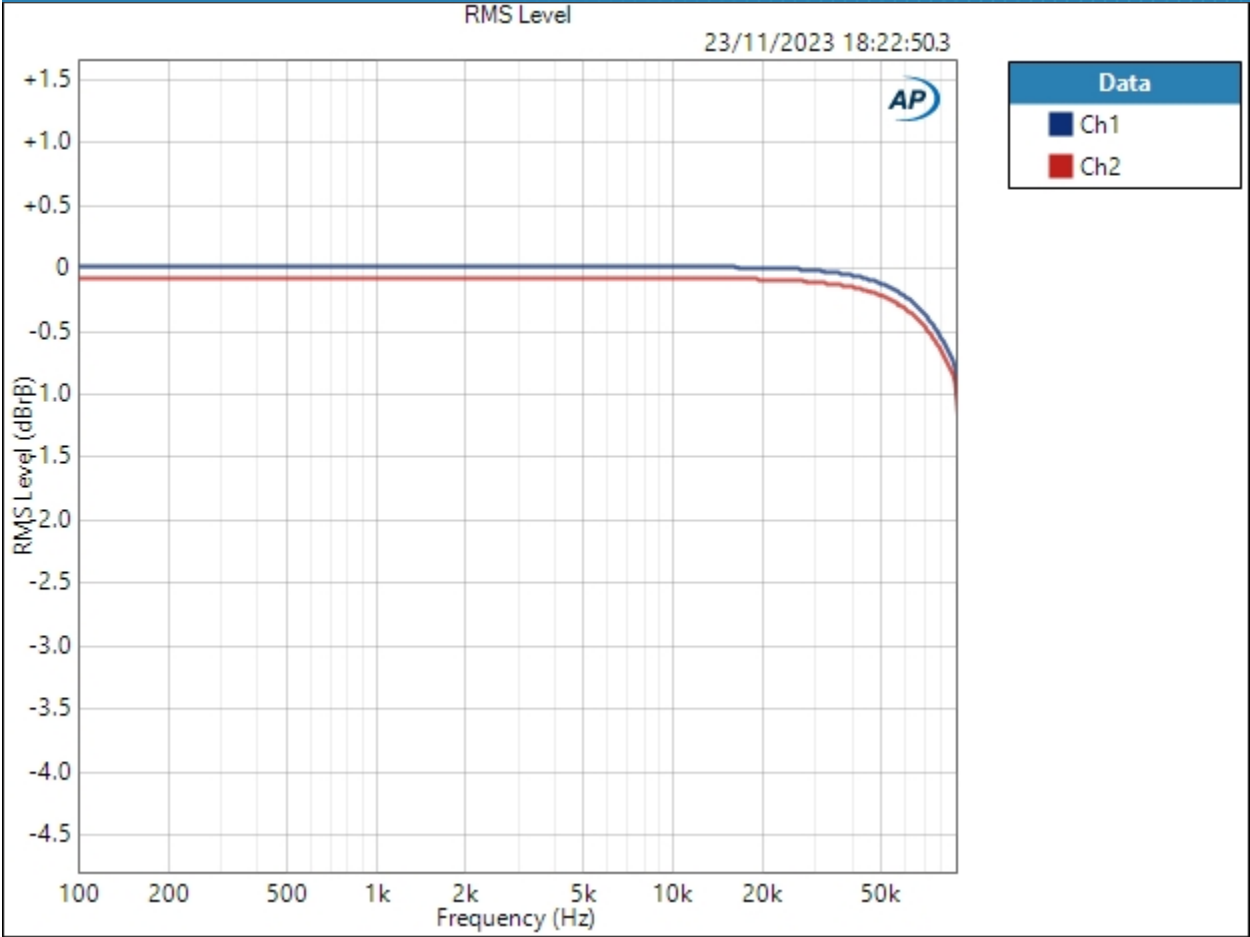
Secondary Source: None

Measured 1 23/11/2023 18:22:50

RMS Level (23/11/2023 18:22:50.317)



Sequence Report



Result: PASSED



Sequence Report



SIG 6 - THD and Phase vs Frequency : Signal Path Setup

| | |
|---------------------------------|--|
| Output Connector: | ASIO |
| Asio Device: | ASIO4ALL v2 |
| Scaling Mode: | Digital |
| Output Sample Rate: | 44.1000 kHz |
| Output Latency: | Auto |
| Buffer Size: | 2048 |
| Clock Source: | Big Ben |
| Input 1: | Analog Balanced |
| Measure: | Auto |
| Channels: | Custom (2 Channels) |
| Ch1 | Data from Ch1, Sensitivity = 0.00 dB, Gain = 0.00 dB |
| Ch2 | Data from Ch2, Sensitivity = 0.00 dB, Gain = 0.00 dB |
| Input Bandwidth: | AC (<10 Hz) - 90k (192 kHz SR) |
| Input EQ: | None |
| Termination: | 200 kohm |
| High Performance Sine Analyzer: | Enabled |
| Input 2: | None |
| Device Delay: | 0.000 s |
| • References | |
| dBr G: | -20.000 dBFS |
| Shared Frequency Reference: | 1.00000 kHz |
| Analog Input | |
| dBrA: | 4.147 Vrms |
| dBrB: | 4.147 Vrms |
| dBrA Offset: | 0.000 dB |
| dBrB Offset: | 3.000 dB |
| dB SPL1: | 4.147 Vrms |
| dB SPL2: | 4.147 Vrms |
| dB SPL1 Calibrator Level: | 60.000 dB SPL |
| dB SPL2 Calibrator Level: | 50.000 dB SPL |



Sequence Report



| | |
|-------------------------|-----------------|
| dBm (Input Power): | 600.0 ohm |
| W(watts) (Input Power): | 8.000 ohm |
| • DCX | |
| DCX is not detected. | |
| • Clocks | |
| Output Rate: | Track Output SR |
| Sync Out Level: | 3.300 V |
| Sync Out Polarity: | Normal |
| Timebase Reference: | Internal |
| Jitter: | Disabled |
| • Triggers | |
| Source: | Off |
| Input Logic Level: | 3.300 V |
| Edge: | Rising |



Sequence Report



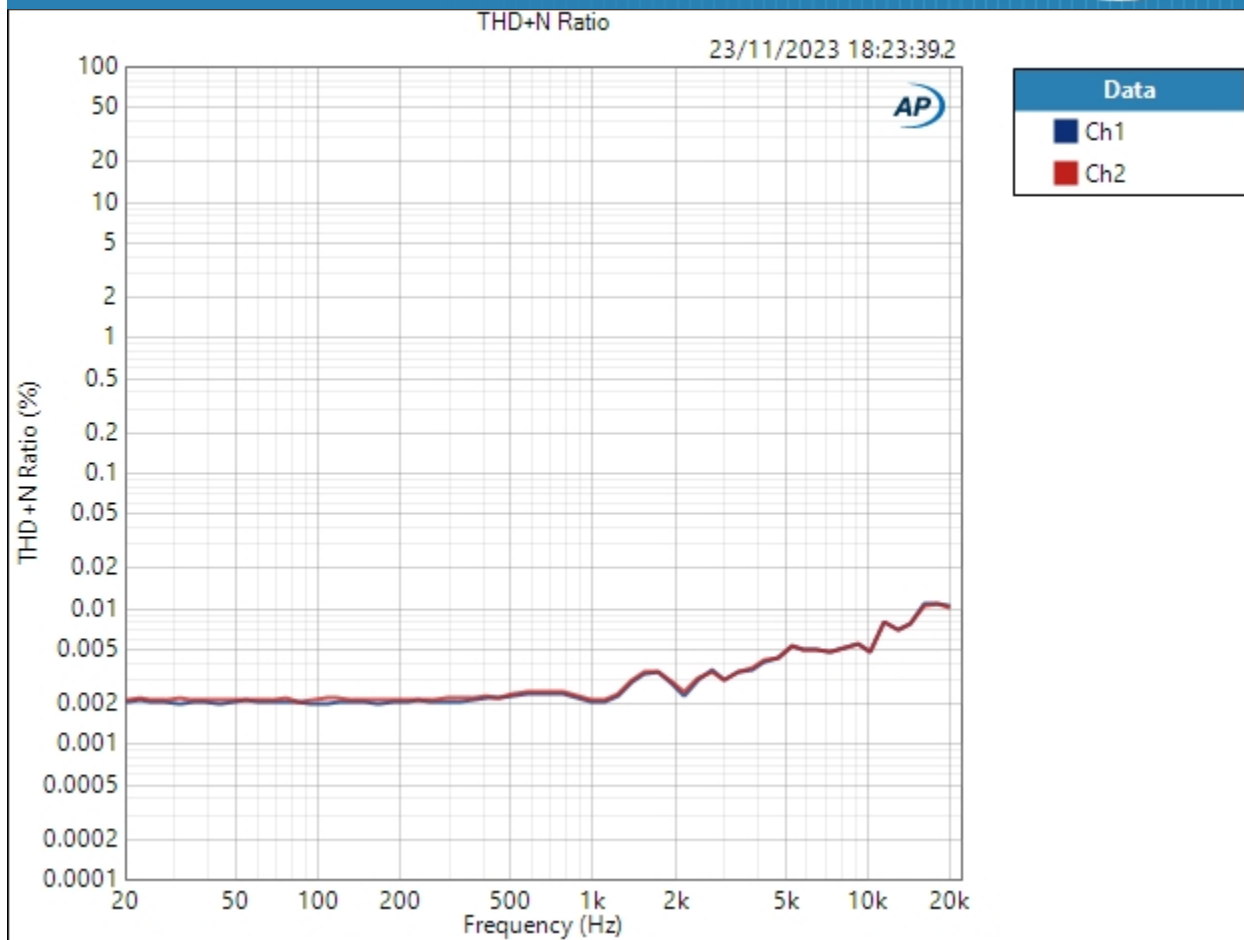
SIG 6 - THD and Phase vs Frequency : THD+N vs frequency (AES 40kHz filter)

| | |
|----------------------|---------------------|
| Waveform: | Sine |
| Generator Level: | -0.000 dBFS |
| DC Offset: | 0.000 D |
| EQ: | None |
| Start Frequency: | 22.0059 kHz |
| Stop Frequency: | 20.0000 Hz |
| Step Type: | Logarithmic |
| Number of Points: | 64 |
| High-pass Filter: | Elliptic |
| High-pass Frequency: | 20 Hz |
| Low-pass Filter: | Signal Path |
| Weighting Filter: | Signal Path |
| Phase Ref Channel: | Ch1 |
| Measured 1 | 23/11/2023 18:23:39 |

THD+N Ratio (23/11/2023 18:23:39.217)



Sequence Report



Result: ✔ PASSED



Sequence Report



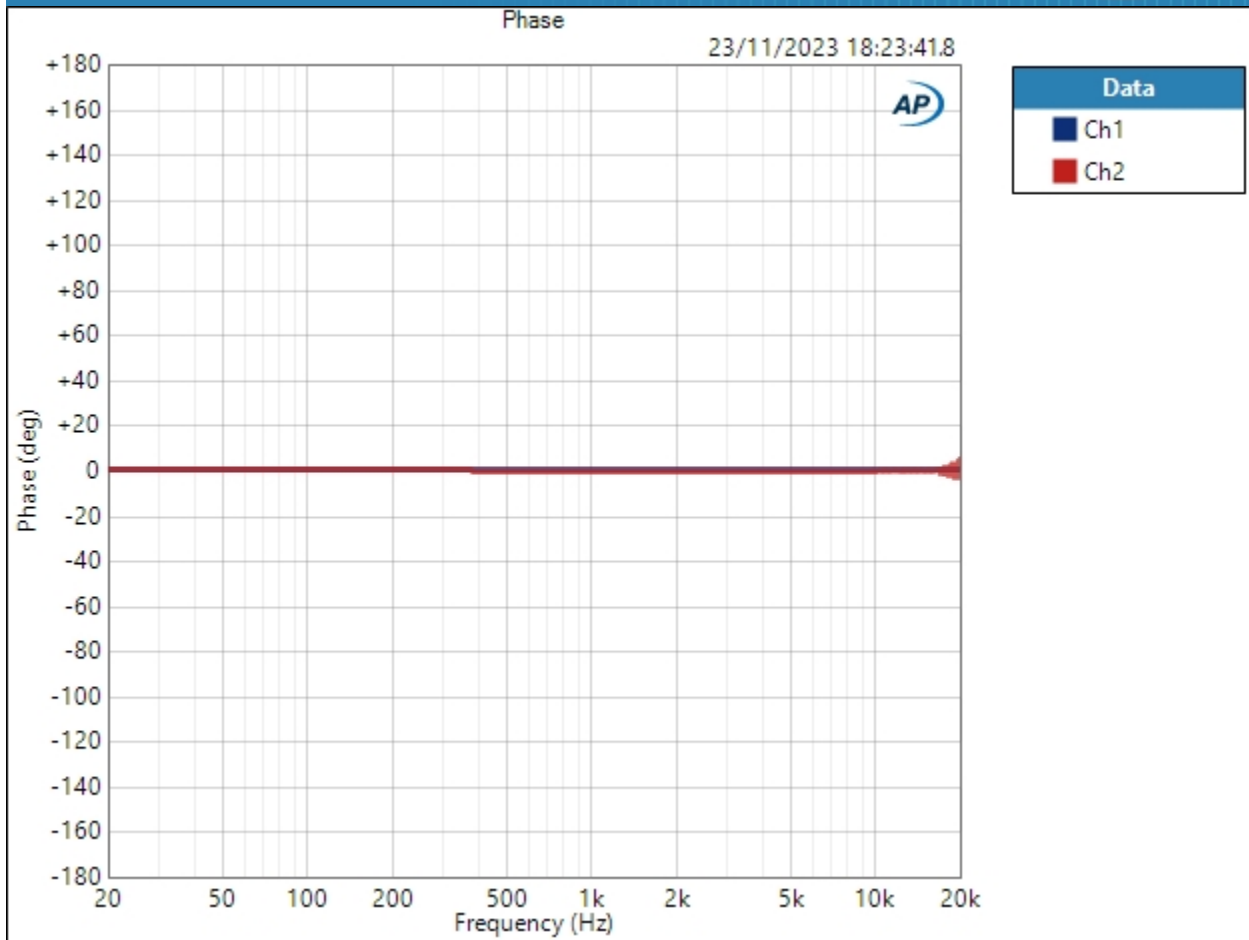
SIG 6 - THD and Phase vs Frequency : Interchannel Phase and Group Delay

Start Frequency: 20.0000 Hz
Stop Frequency: 20.0000 kHz
Generator Level: -20.000 dBFS
DC Offset: 0.000 D
EQ: None
Pre-Sweep: 0.000 s
Sweep: 350.0 ms
Measured 1 23/11/2023 18:23:41
Step Type: Log Chirp
Extend Acquisition By: 50.00 ms
Crosstalk Type: High speed
Secondary Source: None

Phase (23/11/2023 18:23:41.884)



Sequence Report



Phase Parameters

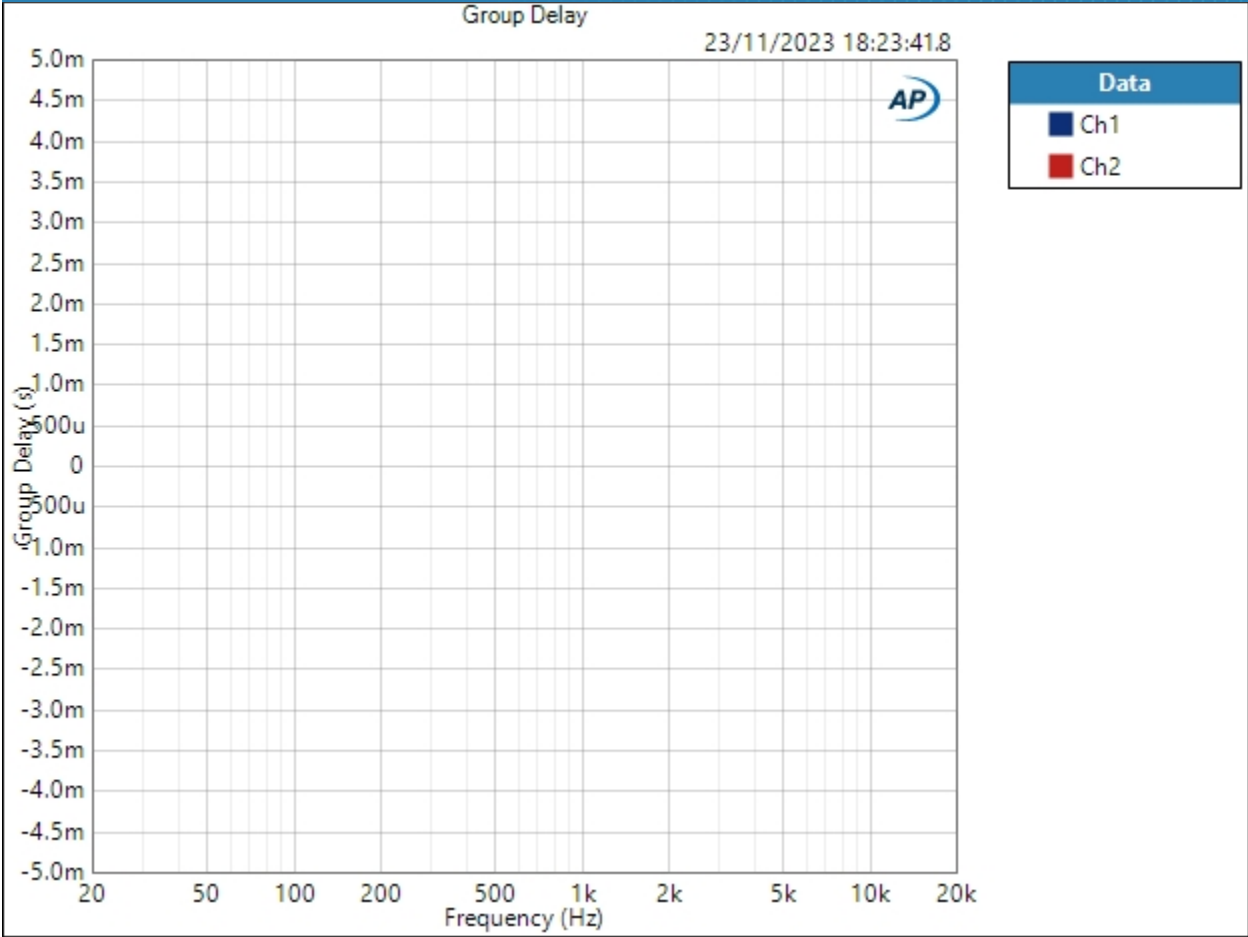
Mode: Relative to Ch1

Result: ✔ PASSED

Group Delay (23/11/2023 18:23:41.884)



Sequence Report



Result: PASSED



Sequence Report



SIG 7 - Wideband and Intersample Overs : Signal Path Setup

| | |
|---------------------------------|--|
| Output Connector: | ASIO |
| Asio Device: | ASIO4ALL v2 |
| Scaling Mode: | Digital |
| Output Sample Rate: | 44.1000 kHz |
| Output Latency: | Auto |
| Buffer Size: | 2048 |
| Clock Source: | Big Ben |
| Input 1: | Analog Balanced |
| Measure: | Auto |
| Channels: | Auto (2 Channels) |
| Ch1 | Data from Ch1, Sensitivity = 0.00 dB, Gain = 0.00 dB |
| Ch2 | Data from Ch2, Sensitivity = 0.00 dB, Gain = 0.00 dB |
| Input Bandwidth: | AC (<10 Hz) - 1M (2.496 MHz SR) |
| Input EQ: | None |
| Termination: | 200 kohm |
| High Performance Sine Analyzer: | Disabled |
| Input 2: | None |
| Device Delay: | 0.000 s |
| • References | |
| dBr G: | -20.000 dBFS |
| Shared Frequency Reference: | 1.00000 kHz |
| Analog Input | |
| dBrA: | 4.147 Vrms |
| dBrB: | 4.147 Vrms |
| dBrA Offset: | 0.000 dB |
| dBrB Offset: | 3.000 dB |
| dBSPL1: | 4.147 Vrms |
| dBSPL2: | 4.147 Vrms |
| dBSPL1 Calibrator Level: | 60.000 dB SPL |
| dBSPL2 Calibrator Level: | 50.000 dB SPL |



Sequence Report



| | |
|-------------------------|-----------------|
| dBm (Input Power): | 600.0 ohm |
| W(watts) (Input Power): | 8.000 ohm |
| • DCX | |
| DCX is not detected. | |
| • Clocks | |
| Output Rate: | Track Output SR |
| Sync Out Level: | 3.300 V |
| Sync Out Polarity: | Normal |
| Timebase Reference: | Internal |
| Jitter: | Disabled |
| • Triggers | |
| Source: | Off |
| Input Logic Level: | 3.300 V |
| Edge: | Rising |



Sequence Report



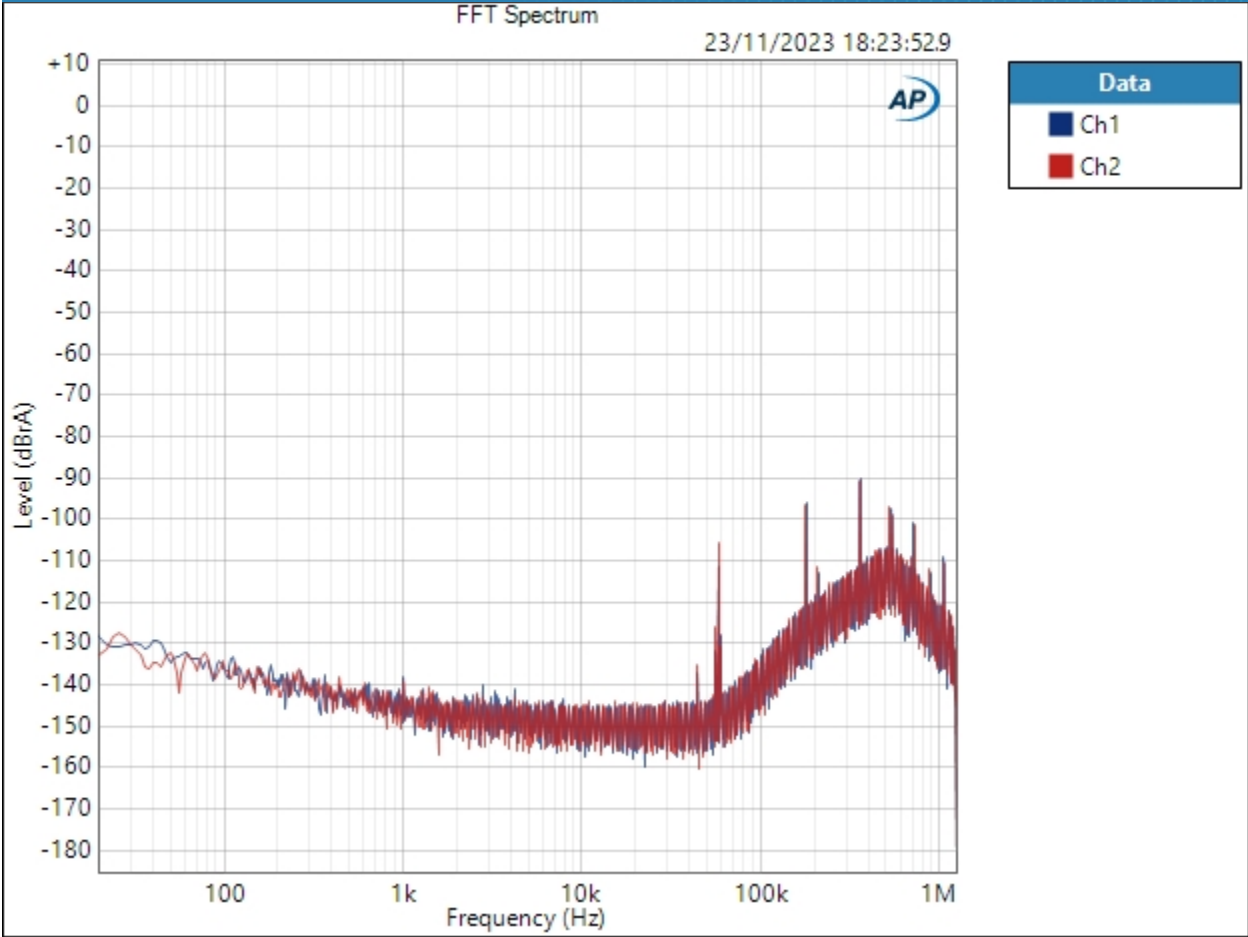
SIG 7 - Wideband and Intersample Overs : Wideband idle noise

Waveform: Sine
Generator Level: $-\infty$ dBFS
DC Offset: 0.000 D
Frequency: 1.00000 kHz
Secondary Source: None
Measured 1: 23/11/2023 18:23:52
Acquisition Type: Auto
Trigger: Free Run
Delay Time: 250.0 ms
Input Bandwidth: Use Signal Path
FFT Length: 1248000
Averaging: Power
Averages: 6
Window: AP-Equiripple
Record Acquisition: False
Recording Type: Multiple Mono PCM (.wav)

FFT Spectrum (23/11/2023 18:23:52.980)



Sequence Report AP



Result: ✔ PASSED



Sequence Report



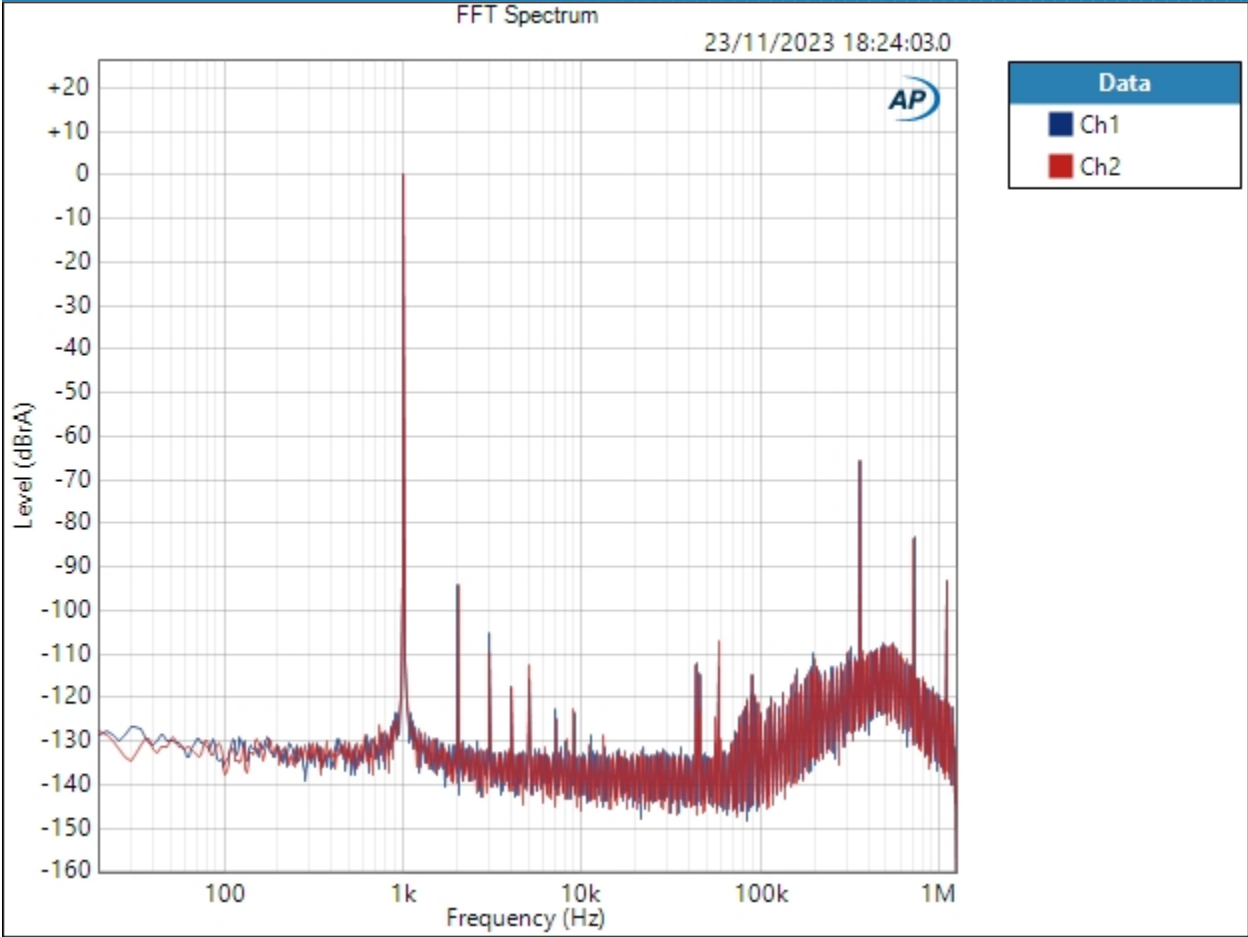
SIG 7 - Wideband and Intersample Overs : 1khz 0dbfs wideband

Waveform: Sine
Generator Level: -0.000 dBFS
DC Offset: 0.000 D
Frequency: 1.00000 kHz
Secondary Source: None
Measured 1 23/11/2023 18:24:03
Acquisition Type: Auto
Trigger: Free Run
Delay Time: 250.0 ms
Input Bandwidth: Use Signal Path
FFT Length: 1248000
Averaging: Power
Averages: 6
Window: AP-Equiripple
Record Acquisition: False
Recording Type: Multiple Mono PCM (.wav)

FFT Spectrum (23/11/2023 18:24:03.025)



Sequence Report



Result: PASSED



Sequence Report



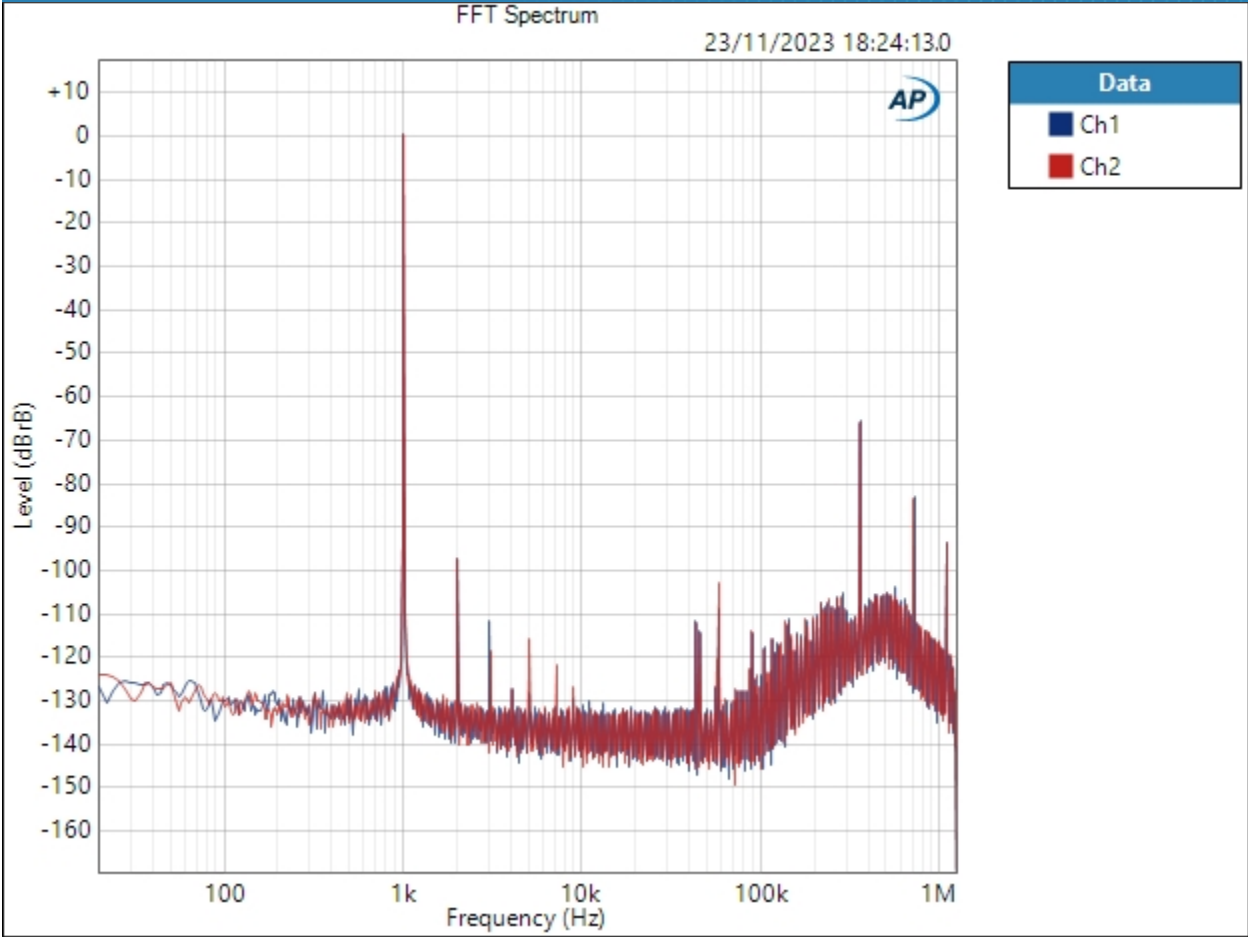
SIG 7 - Wideband and Intersample Overs : 1khz -3dbfs wideband

Waveform: Sine
Generator Level: -3.000 dBFS
DC Offset: 0.000 D
Frequency: 1.00000 kHz
Secondary Source: None
Measured 1 23/11/2023 18:24:13
Acquisition Type: Auto
Trigger: Free Run
Delay Time: 250.0 ms
Input Bandwidth: Use Signal Path
FFT Length: 1248000
Averaging: Power
Averages: 6
Window: AP-Equiripple
Record Acquisition: False
Recording Type: Multiple Mono PCM (.wav)

FFT Spectrum (23/11/2023 18:24:13.078)



Sequence Report AP



Result: ✔ PASSED



Sequence Report



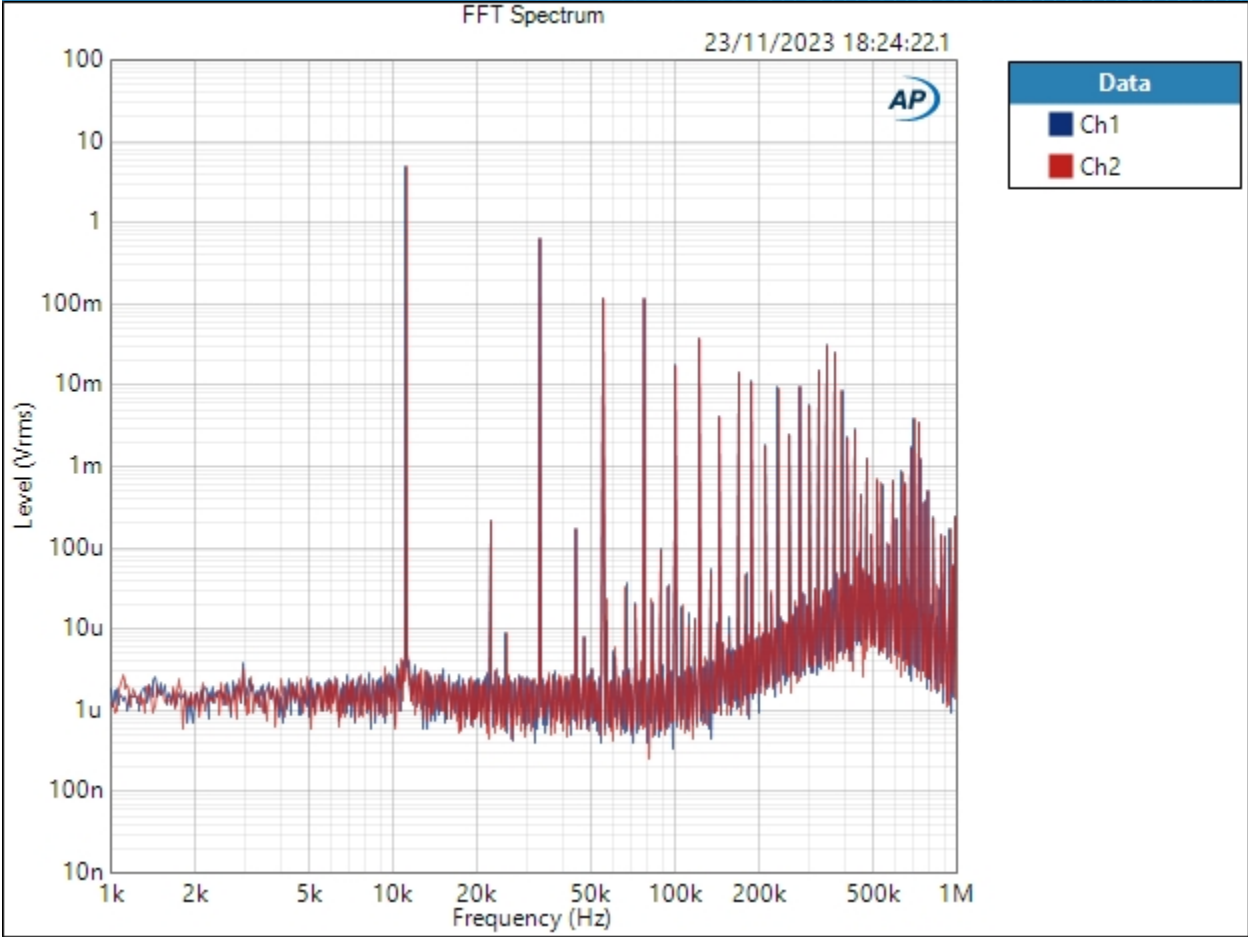
SIG 7 - Wideband and Intersample Overs : Intersample Overs (+3dB)

Waveform: Intersample overs +3dB.wav
Bit Exact: True
Start Offset (sec): 0.000 s
Secondary Source: None
Measured 1: 23/11/2023 18:24:22
Acquisition Type: Auto
Trigger: Free Run
Delay Time: 1.000 s
Input Bandwidth: Use Signal Path
FFT Length: 262144
Averaging: Power
Averages: 4
Window: AP-Equiripple
Record Acquisition: False
Recording Type: Multiple Mono PCM (.wav)

FFT Spectrum (23/11/2023 18:24:22.115)



Sequence Report AP

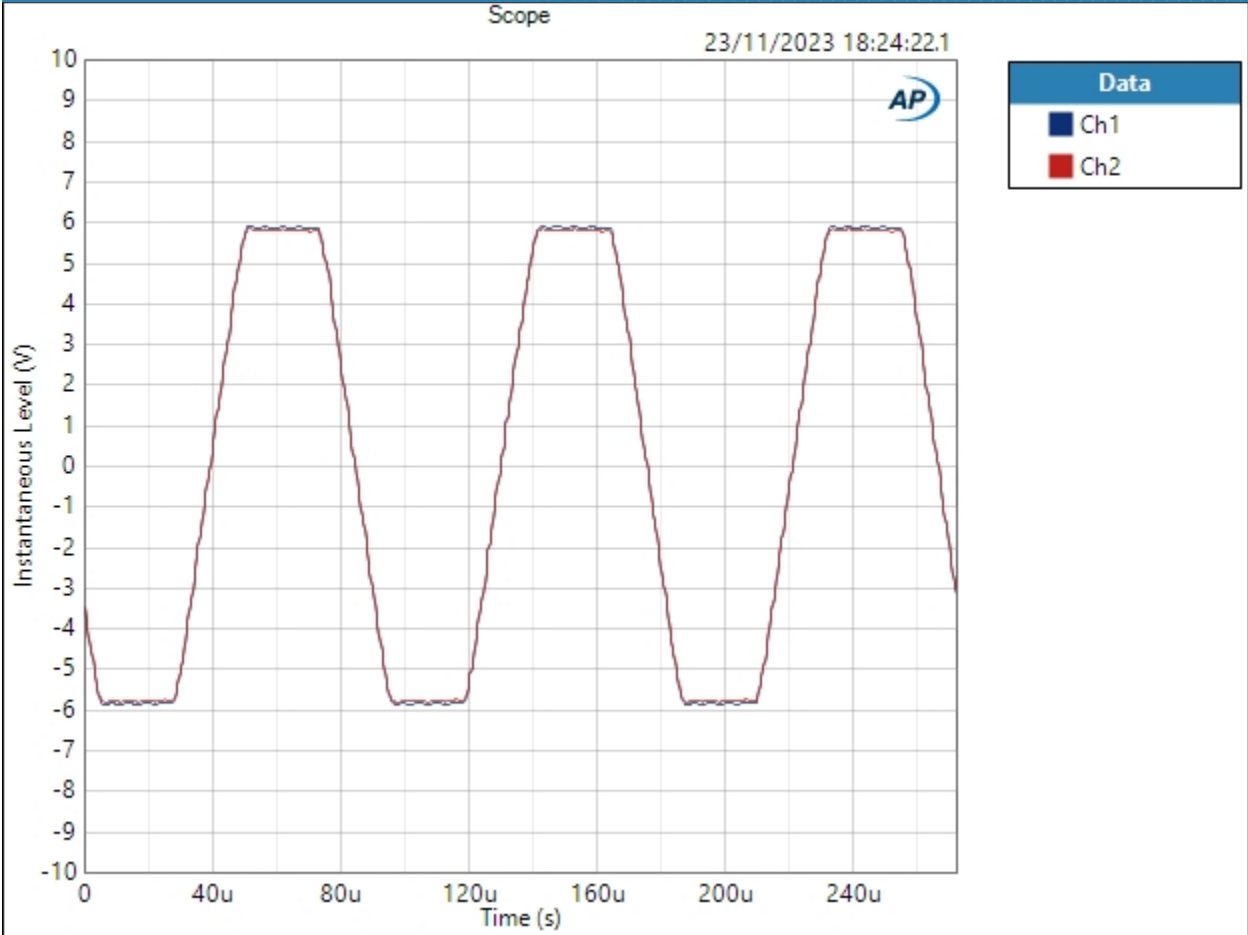


Result: ✔ PASSED

Scope (23/11/2023 18:24:22.115)



Sequence Report



Scope Parameters

Interpolated: On

Result: PASSED



Sequence Report



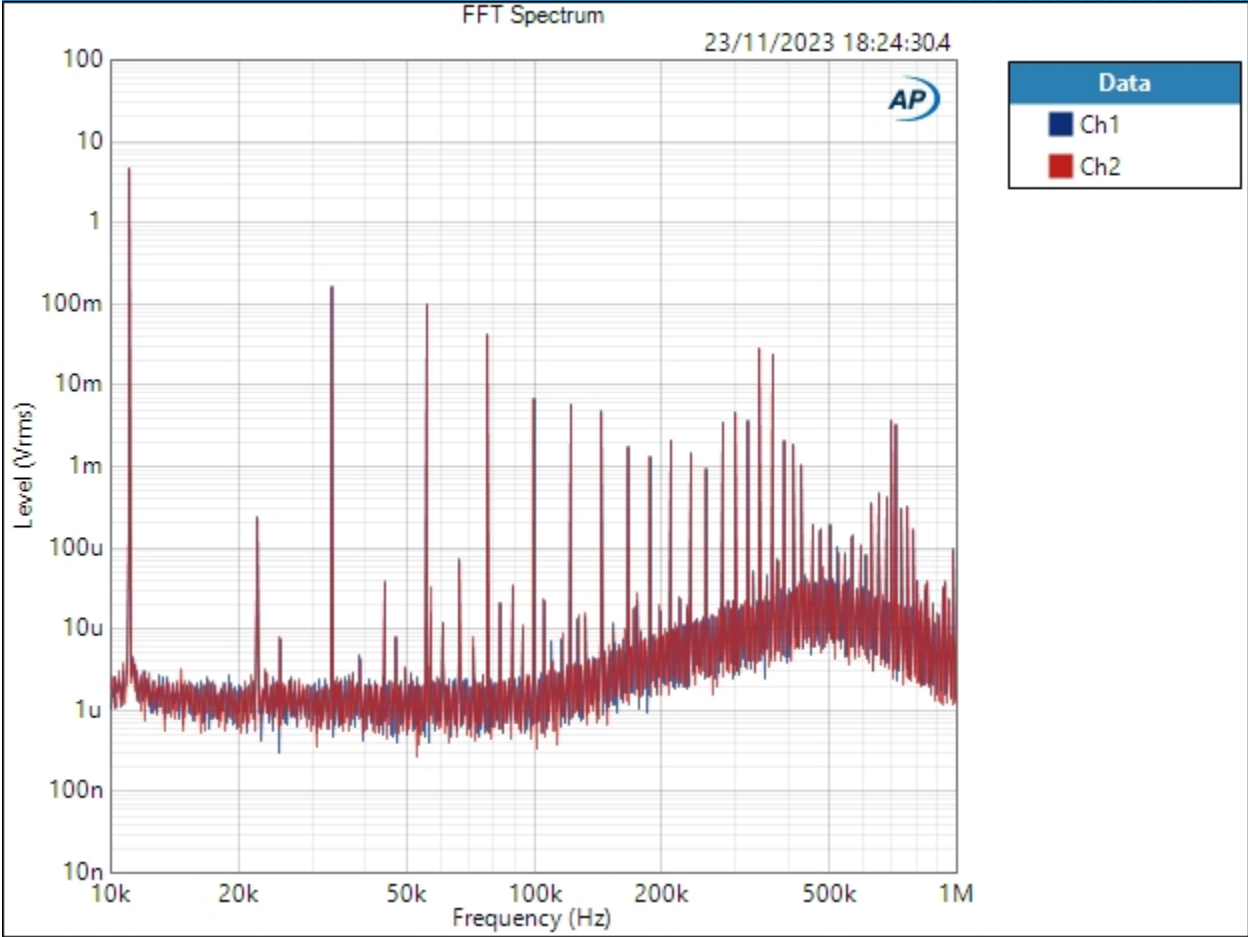
SIG 7 - Wideband and Intersample Overs : Intersample Overs (+1dB)

Waveform: Intersample Overs +1dB.wav
Bit Exact: True
Start Offset (sec): 0.000 s
Secondary Source: None
Measured 1: 23/11/2023 18:24:30
Acquisition Type: Auto
Trigger: Free Run
Delay Time: 1.000 s
Input Bandwidth: Use Signal Path
FFT Length: 262144
Averaging: Power
Averages: 4
Window: AP-Equiripple
Record Acquisition: False
Recording Type: Multiple Mono PCM (.wav)

FFT Spectrum (23/11/2023 18:24:30.492)



Sequence Report AP

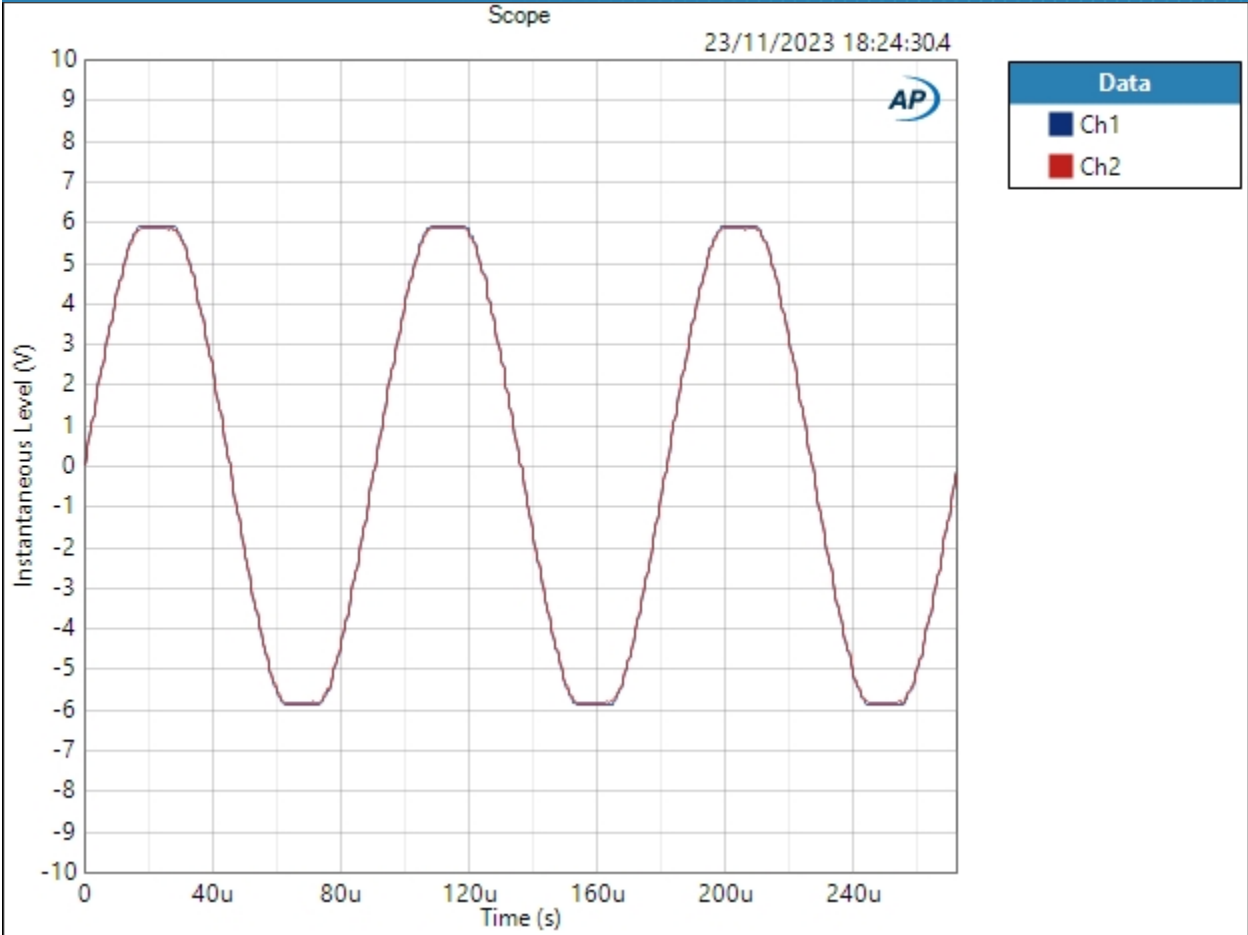


Result: ✔ PASSED

Scope (23/11/2023 18:24:30.492)



Sequence Report



Scope Parameters

Interpolated: On

Result: ✔ PASSED



Sequence Report



SIG 8 - Multitone : Signal Path Setup

| | |
|---------------------------------|--|
| Output Connector: | ASIO |
| Asio Device: | ASIO4ALL v2 |
| Scaling Mode: | Digital |
| Output Sample Rate: | 192.000 kHz |
| Output Latency: | Auto |
| Buffer Size: | 2048 |
| Clock Source: | Big Ben |
| Input 1: | Analog Balanced |
| Measure: | Auto |
| Channels: | Custom (2 Channels) |
| Ch1 | Data from Ch1, Sensitivity = 0.00 dB, Gain = 0.00 dB |
| Ch2 | Data from Ch2, Sensitivity = 0.00 dB, Gain = 0.00 dB |
| Input Bandwidth: | AC (<10 Hz) - 90k (192 kHz SR) |
| Input EQ: | None |
| Termination: | 200 kohm |
| High Performance Sine Analyzer: | Enabled |
| Input 2: | None |
| Device Delay: | 0.000 s |
| • References | |
| dBr G: | -20.000 dBFS |
| Shared Frequency Reference: | 1.00000 kHz |
| Analog Input | |
| dBrA: | 4.160 Vrms |
| dBrB: | 4.160 Vrms |
| dBrA Offset: | 0.000 dB |
| dBrB Offset: | 3.000 dB |
| dB SPL1: | 4.160 Vrms |
| dB SPL2: | 4.148 Vrms |
| dB SPL1 Calibrator Level: | 60.000 dB SPL |
| dB SPL2 Calibrator Level: | 21.500 dB SPL |



Sequence Report



| | |
|-------------------------|-----------------|
| dBm (Input Power): | 600.0 ohm |
| W(watts) (Input Power): | 8.000 ohm |
| • DCX | |
| DCX is not detected. | |
| • Clocks | |
| Output Rate: | Track Output SR |
| Sync Out Level: | 3.300 V |
| Sync Out Polarity: | Normal |
| Timebase Reference: | Internal |
| Jitter: | Disabled |
| • Triggers | |
| Source: | Off |
| Input Logic Level: | 3.300 V |
| Edge: | Rising |



Sequence Report



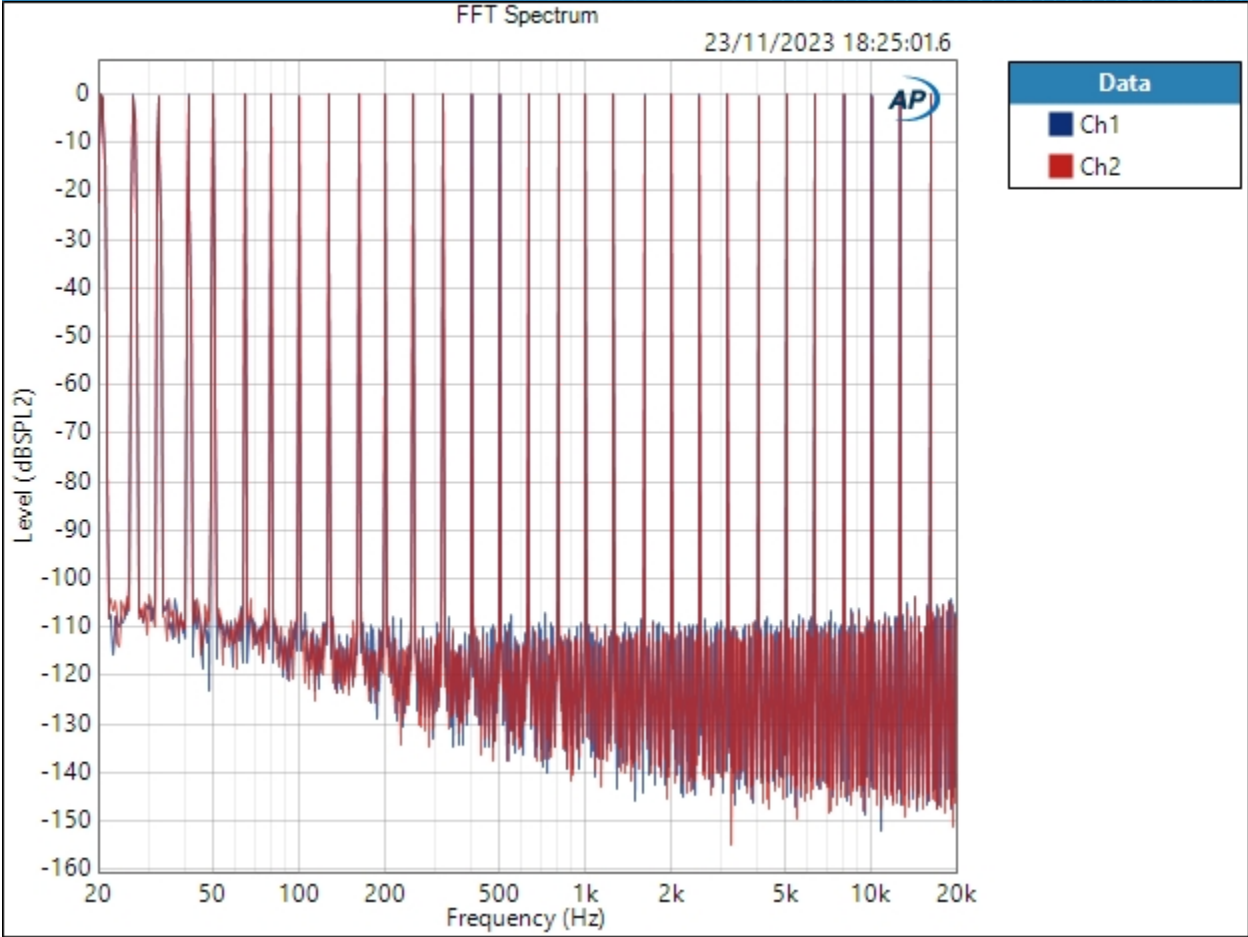
SIG 8 - Multitone : 32 Tone Test

Waveform: APx555 Multitone 32 192 khz 24 bit.wav
Bit Exact: True
Start Offset (sec): 0.000 s
Secondary Source: None
Measured 1: 23/11/2023 18:25:01
Acquisition Type: Auto
Trigger: Free Run
Delay Time: 250.0 ms
Input Bandwidth: Use Signal Path
FFT Length: 1248000
Averaging: Power
Averages: 3
Window: AP-Equiripple
Record Acquisition: False
Recording Type: Multiple Mono PCM (.wav)

FFT Spectrum (23/11/2023 18:25:01.698)



Sequence Report AP

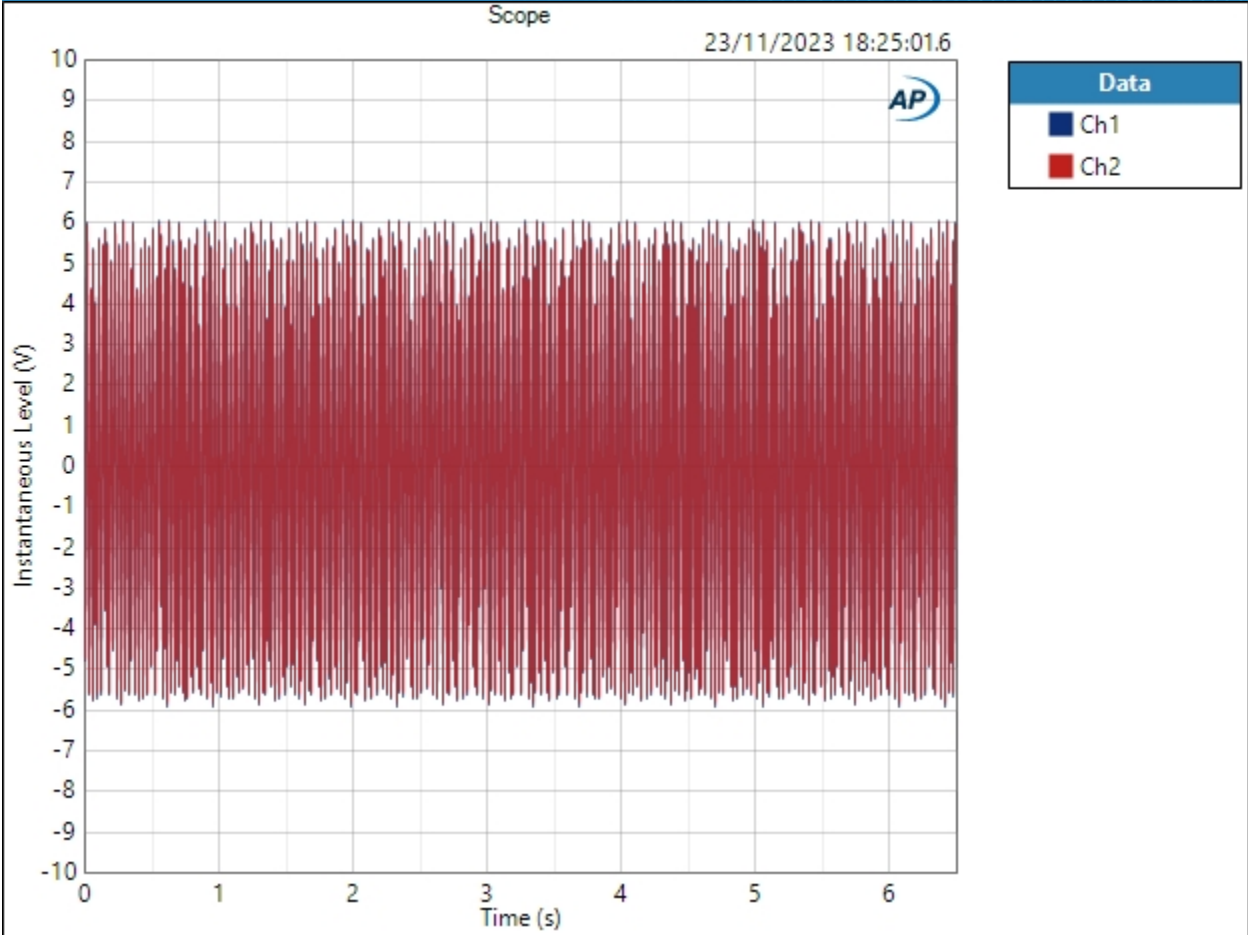


Result: ✔ PASSED

Scope (23/11/2023 18:25:01.698)



Sequence Report AP



Scope Parameters

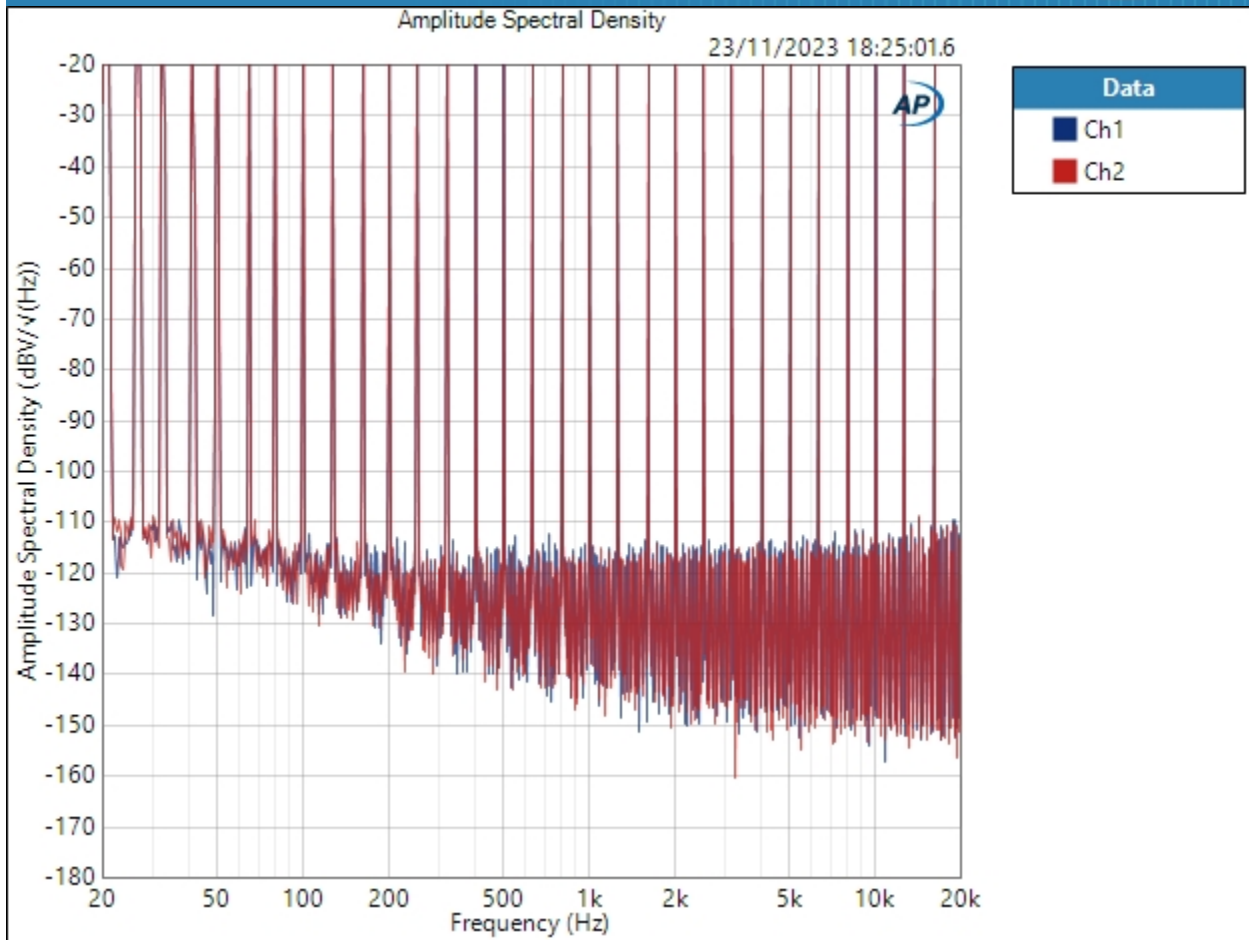
Interpolated: On

Result: ✔ PASSED

Amplitude Spectral Density (23/11/2023 18:25:01.698)



Sequence Report

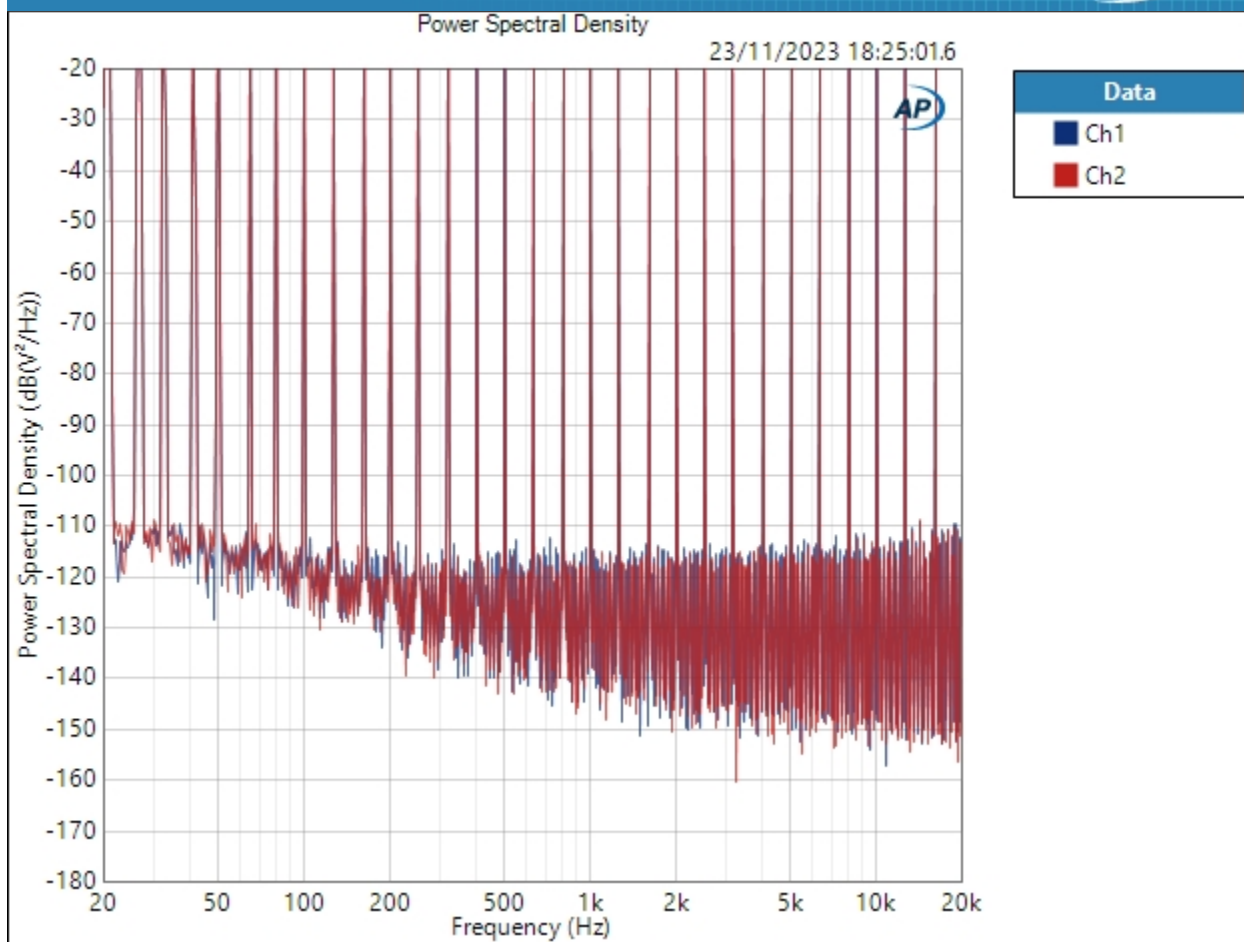


Result: ✔ PASSED

Power Spectral Density (23/11/2023 18:25:01.698)



Sequence Report



Result: PASSED