



Platinum Series

Dual Stage Drinking Water Filtration System This is for the set of Platinum Pure Sediment and Plus replacement filters for the Platinum Dual Stage Drinking Water Filtration System. It is recommended that these filters be changed out every six months to a year to ensure the highest quality filtration.

Dual Stage Filter Change Instructions

Preparation


*Place either towels or paper towels directly underneath the system to catch any remaining water.

*Unless you have ordered the PLUS filters, both filters are the same, and require no designation as to which is PRE and which is POST. If you have ordered the PLUS filters, the one labeled SEDIMENT is the PRE filter and the one labeled PLUS filter is the POST.

*Please note, your filters may look different than the ones depicted in these pictures.


1) Shut off the water

- a. Locate the shutoff valve for the **Feed** and turn it OFF.



2) Release the pressure in the system

- a. Open the spigot until it stops dripping.
- b. Close spigot when the drip stops.

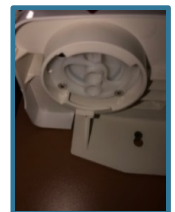



3) Remove the old filters

- a. REMOVE the filter by turning it CLOCKWISE 90 degrees until the filter will not turn any further, then pull down. **Tip: place one hand on the manifold for leverage to allow for the filter to wiggle (while pulling down), but do it gently! Most of the force should be applied pulling down on the filter.*

4) Install the new filters

- a. Install the new filters into the appropriate slots by lining up the 2 inserts on the top of the filter into the corresponding ports on the filter housing.
- b. Turn the filter counter clockwise 90 degrees until the filter will not turn any further and the label is facing directly outwards



5) Pressure test the system

- a. With the Spigot ON, and all filters installed, turn the **Feed** back ON.
- b. Once proper flow has been confirmed, turn the spigot back OFF.
- c. Let the system pressure up for 10 minutes, checking thoroughly for any leaks.
- d. If no leaks have been detected after 10 minutes under pressure, OPEN the spigot and let the system flush out for an additional 10 minutes.
- e. Your Dual Stage Drinking Water System is ready to be used again!

***Following a filter change, the water from your spigot may appear slightly cloudy due to air remaining in the system. This water is completely safe to drink and will return to normal clarity within a few days. For any issues regarding filter changes, please reach out to our Technical Support department at (877) 534-5837 ext. 7*



dupure.com | (877) 534-5837

Austin | Dallas | Fort Worth | Houston | San Antonio | Las Vegas | Los Angeles | Phoenix