



This is for the Big Blue replacement filter. It is recommended that these filters be changed out every year to ensure the highest quality filtration.

Big Blue Filter Change Instructions

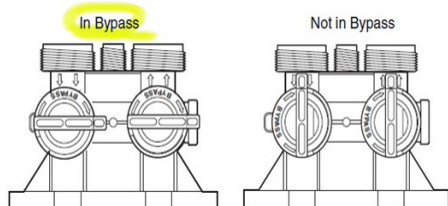
1) Shut off the water

- a. Locate the shutoff valve for the HOUSE and turn it OFF.

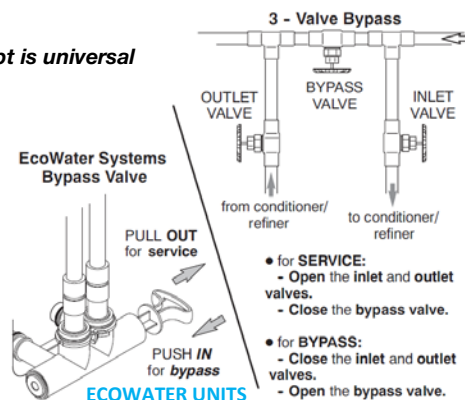


- b. Put the Whole Home System in BYPASS mode.

Note: This process may vary by make and model but the concept is universal



NON-ECOWATER UNITS



2) Release the pressure in the system

- a. **OPTION 1:** Press the red button on top of the big blue filter until all pressure is released. This may take a few minutes. The red button feels “spongy” when the system is depressurized.
- b. **OPTION 2:** If there is no red button on top of the big blue filter, run any faucet after shutting off water supply to house until the water comes to a trickle.



3) Remove the Old Filters

- a. Bring the black tool up from the bottom of the filter, lining the notches up with the gaps in the filter housing. Turn clockwise to loosen the housing.



Note: Even though "Big Blue" pictured above is 12" in height, the uninstall process works the same.

- b. Remove filter from inside the housing and dump out the water.
Important: Be sure to hang on to the O- ring, as it often separates from the housing.



4) Install the New Filter

- a. Rinse out housing with a hose and place the new filter inside.
NOTE: Do not remove the cap on chemical reduction filter.
- b. Place the entire filter inside.

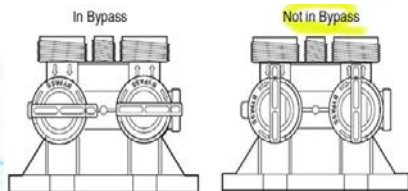


- c. Lightly grease the O-ring and wrap it around the top of the housing where it fits on the lip.
- d. Hand-tighten the housing by turning it counter clockwise.

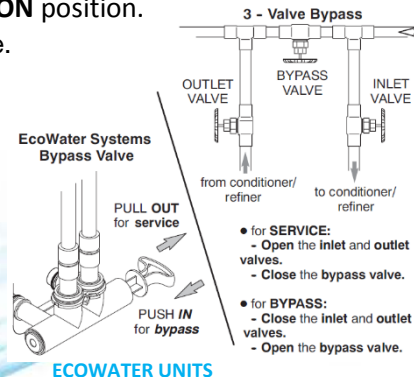
NOTE: Do not use the tool to tighten the housing. Over tightening the housing may stretch the o-ring which can result in a leak.



- e. Turn on water to the house – allow some time for the line to re-pressurize.
- f. Turn softener from bypass position back to **ON** position.
- g. Your Big Blue Filter change is now complete.



NON-ECOWATER UNITS



ECOWATER UNITS

dupure

dupure.com | (877) 534-5837