

ROMAN'S ROAD

Spinner Craft for Kids



Scroll

Down to See
the Pages!

Teach your kids God's
amazing plan of
salvation with the
Roman's Road Spinner
Craft!

You Will Get:

Easy-to-follow directions that are on the craft pages - perfect for substitute teachers or sending home!

A full color version AND a black and white version, PLUS a choice of six different Bible Versions - CSB, ESV, KJV, NIV, NASB, and NKJV!

An easy way to teach your kids about God's amazing plan of salvation using the Roman's Road!

DISCOVERING GOD'S PLAN OF SALVATION SPINNER CRAFT


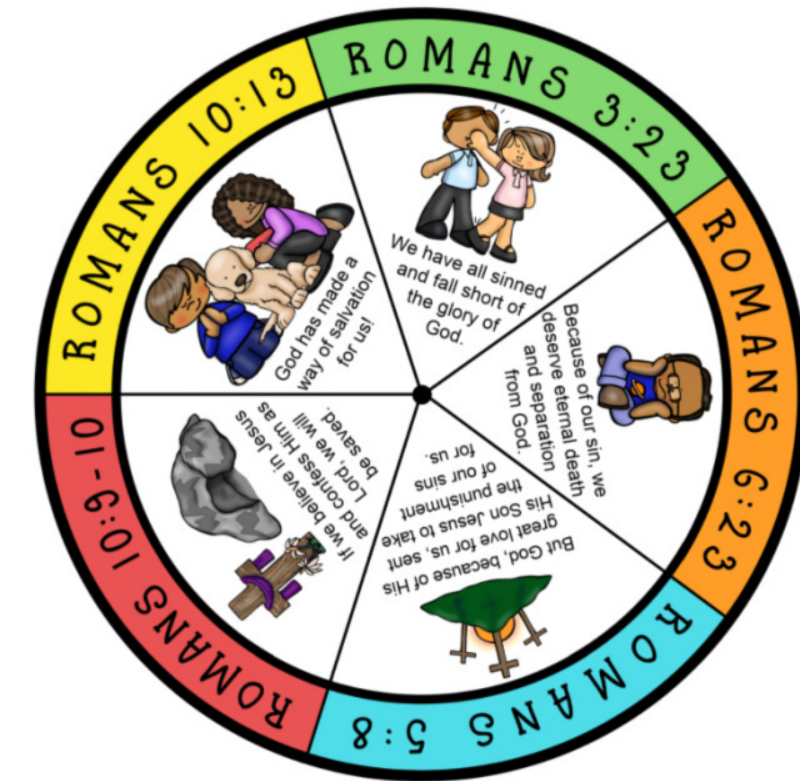



Materials Needed:

- One copy of this page and the next page per student
- Scissors
- Crayons or markers
- Brads (also called paper fasteners)

Directions:

- Cut the two circles out along the outside lines.
- Color the pictures.
- Use a small paper fastener (one of those with a brad not sharp) to secure the two circles together through the larger circle.
- You will then be able to pivot the smaller top circle with Romans 3:23.





Use these Spinners as:

- ✓ A Craft to go with any Bible Lesson
- ✓ A fun and easy way to review Salvation Bible verses
- ✓ A Church handout for kids
- ✓ A Homeschool or Classroom Craft



What a great simple way
to show the "road to
Christ"!
-Karen



We enjoy your little Bible crafts so much! It just adds the extra needed to go along with our bible lessons. Thank you!

-Jackie

This Craft Is Great For:

Sunday School

Bible Club

Homeschool

A Quiet Morning Activity

An End-of-Lesson Time Filler

A Church Messy Table Activity



Print a Preview Copy for FREE!

Still not sure if the Roman's Road Spinner Craft is perfect for your kids? Print a preview copy and see for yourself!

Download, then print the pages below.



ROMAN'S ROAD

Spinner Craft for Kids

