

"LOVE IS"

Finger Puzzle Craft



Scroll

Down to Preview
the Pages!

Help your kids make
their very own "Love Is"
Origami Finger Puzzle
Craft

You Will Get:

A one page, single-sided template for making the origami finger puzzle

The ability to print the template in full color or black and white outline so your kids can color their own

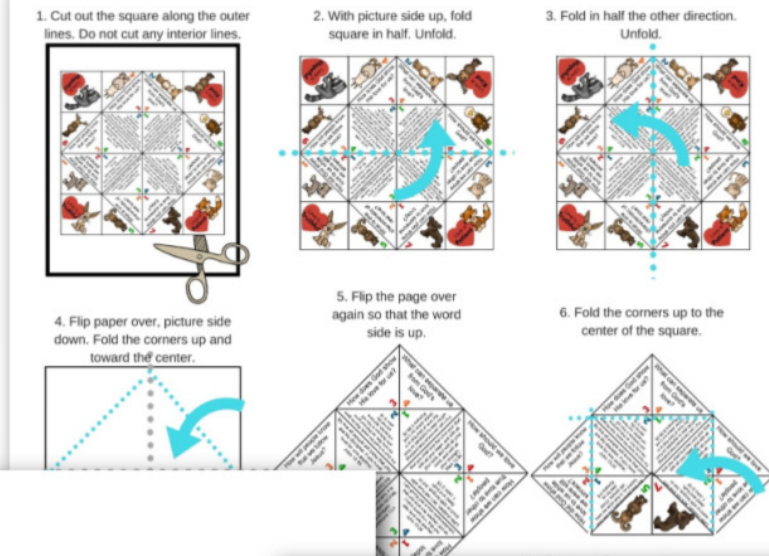
Printable instructions with pictures so you know exactly how to fold AND play with the origami finger puzzles

Finger Puzzle from Kids-Bible-Teacher.com

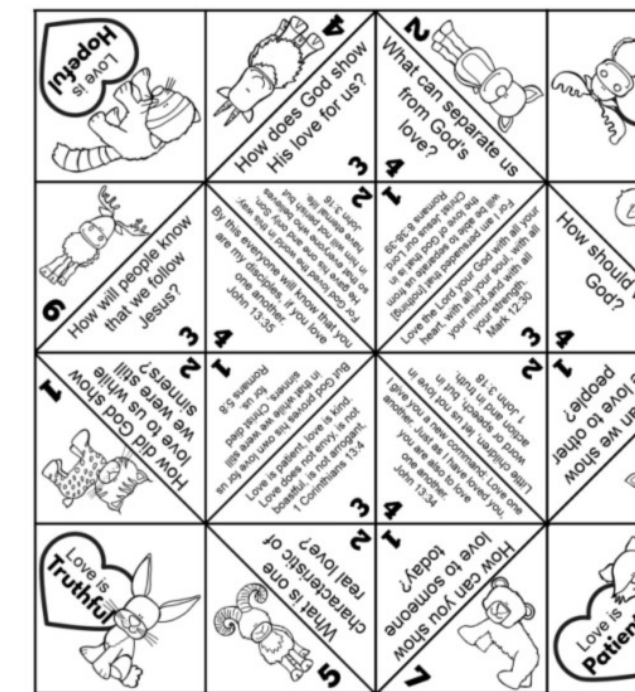
How to play the "Love Is" Finger Puzzle:

1. Have your child insert their thumb and index finger from each hand into the flaps in the back.
2. Open and close the finger puzzle in different directions as you spell one of the words from the outer layer. When you finish, some pictures will be visible and some will be hidden.
3. Pick a picture from the visible pictures. Open and close the finger puzzle the number of times indicated on the picture you chose. Once again, when you are finished, some pictures will be visible and some will be hidden.
4. Choose one more picture from the visible pictures. Open that flap by unfolding it and choose a number from one to four.
5. Read the verse or question from the chosen number.

Please note: This puzzle is random. On the inside, after choosing a number from one to four, you will ask a question OR read a Bible verse. HOWEVER, the nearest verse will help to

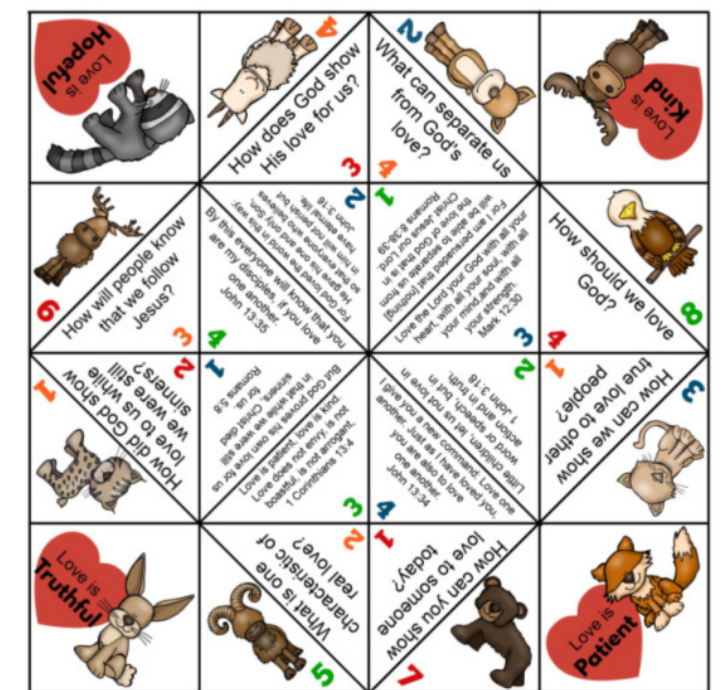


Black and White CSB





© 2022 Kids Bible Teacher.com | Graphics by Edu-Clips.com

Full Color CSB




© 2022 Kids Bible Teacher.com | Graphics by Edu-Clips.com





Available in CSB, ESV, KJV, NASB, NIV, and NKJV Bible Versions!



Thank you so much for these! I teach 3rd through 6th grades in our Junior Church and the kids love finger puzzles!

I will be giving these for Valentine's Day! It is so great to be able to find Christian resources like this!

-Debbie

This Craft Is Great For:

A Sunday School Lesson

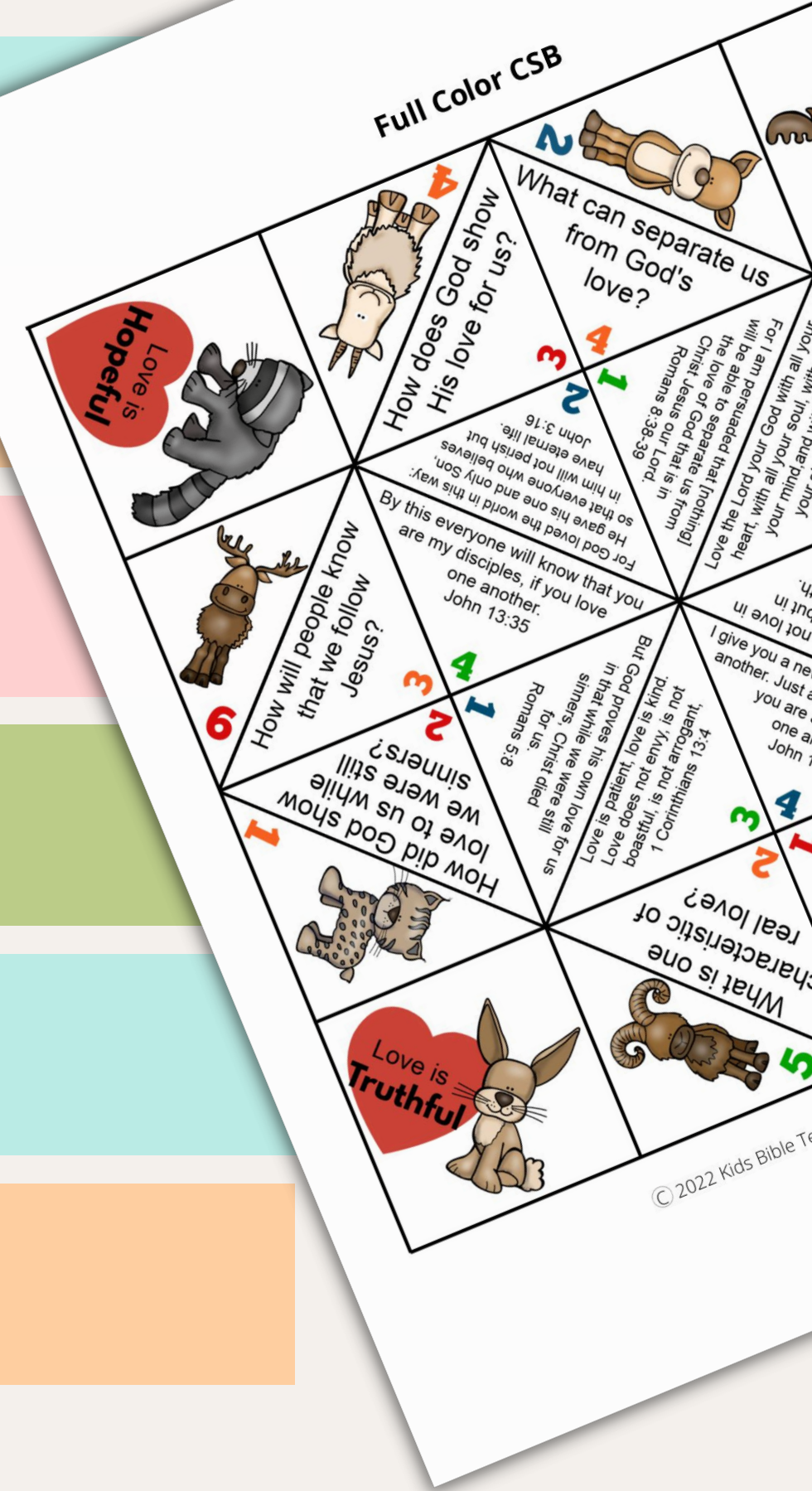
A Bible Lesson Review

A Homeschool Activity

A Classroom Party Activity

A Church Messy Table Activity

A Valentine's Day Handout



Print a Preview Copy for FREE!

Still not sure if the "Love Is" Origami Finger Puzzle Craft is perfect for your kids? Print a preview copy and see for yourself!

Download, then print the pages below.



"LOVE IS"

Finger Puzzle Craft




Finger Puzzle from Kids-Bible-Teacher.com

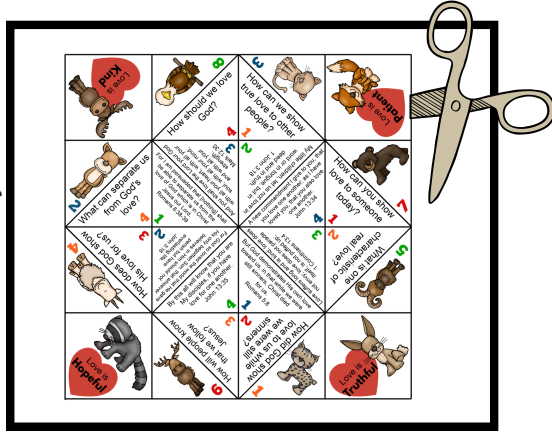
How to play the "Love Is" Finger Puzzle:

1. Have your child insert their thumb and index finger from each hand into the flaps in the back.
2. Open and close the finger puzzle in different directions as you spell one of the words from the outer layer. When you finish, some pictures will be visible and some will be hidden.
3. Pick a picture from the visible pictures. Open and close the finger puzzle the number of times indicated on the picture you chose. Once again, when you are finished, some pictures will be visible and some will be hidden.
4. Choose one more picture from the visible pictures. Open that flap by unfolding it and choose a number from one to four.
5. Read the verse or question from the chosen number.

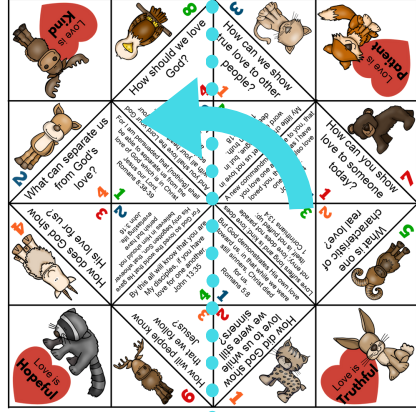
Please note: This puzzle is random. On the inside, after choosing a number from one to four, you will ask a question OR read a Bible verse. **HOWEVER**, the nearest verse will help to answer the question if your child is unsure.



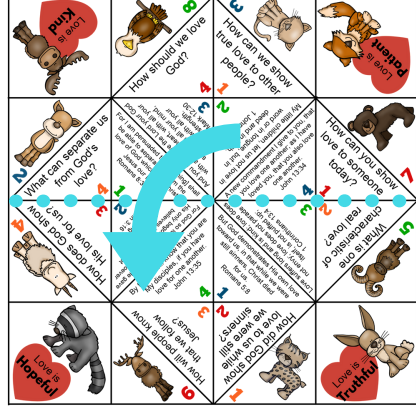
1. Cut out the square along the outer lines. Do not cut any interior lines.



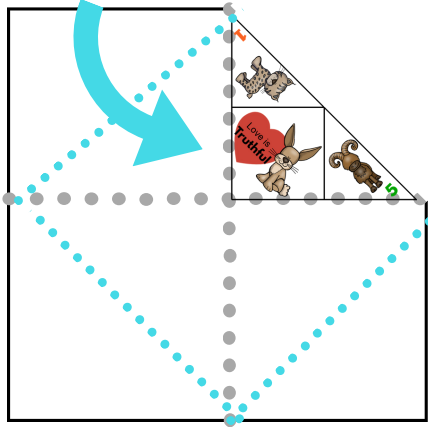
2. With picture side up, fold square in half. Unfold.



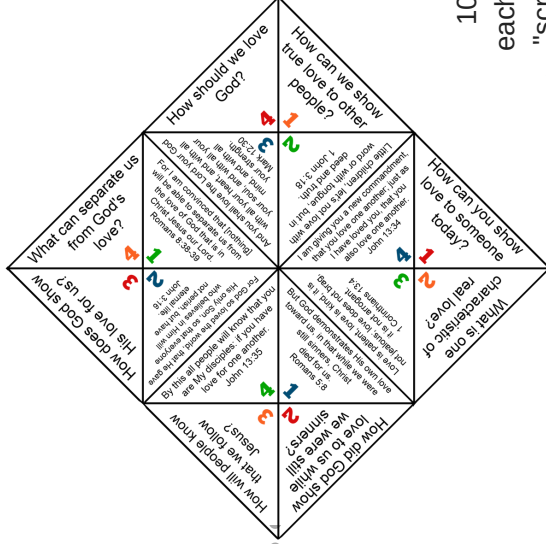
3. Fold in half the other direction. Unfold.



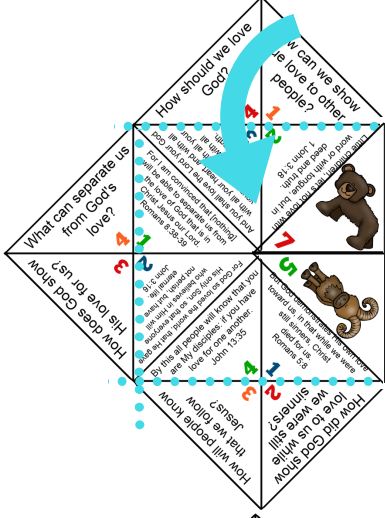
4. Flip paper over, picture side down. Fold the corners up and toward the center.




5. Flip the page over again so that the word side is up.



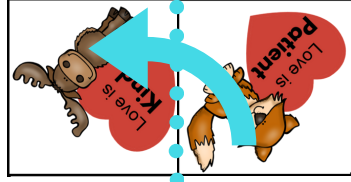
6. Fold the corners up to the center of the square.




7. You will now have a square with pictures up. Fold square in half.



8. Fold rectangle in half.

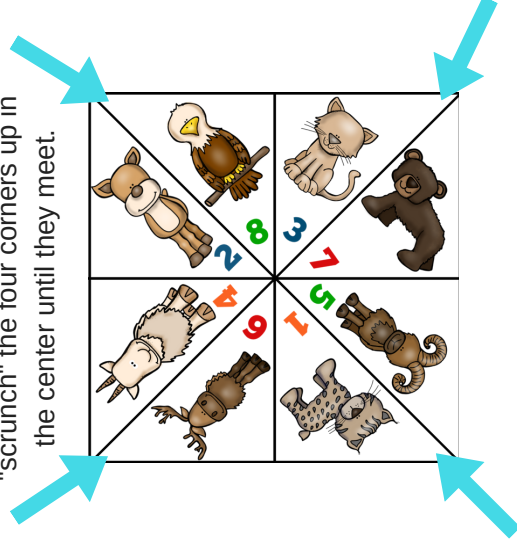


9. You should have a tiny square. Unfold until you have 8 pictures looking up at you again.















11. After the corners are lifted to the center, you should see this. You are done!











10. Place your fingers under each of the flaps in the back and "scrunch" the four corners up in the center until they meet.



Full Color NKJV

	<p>How will people know that we follow Jesus?</p> <p>6</p> 	<p>How did God show love to us while we were still sinners?</p> <p>1</p> 	
<p>How does God show His love for us?</p> <p>4</p> 	<p>For God so loved the world that He gave His only begotten Son, that whoever believes in Him should not perish but have everlasting life. John 3:16</p> <p>2</p> <p>By this all will know that you are My disciples, if you have love for one another. John 13:35</p> <p>4</p>	<p>Love suffers long and is kind; love does not envy; love does not parade itself, is not puffed up; love does not boast, is not arrogant, is not proud; love does not seek its own advantage, does not become impatient, is not vindictive; love bears all things, believes all things, hopes all things, endures all things. 1 Corinthians 13:4-7</p> <p>3</p> <p>But God demonstrates His own love toward us, in that while we were still sinners, Christ died for us. Romans 5:8</p> <p>1</p>	<p>What is one characteristic of real love?</p> <p>5</p> 
<p>What can separate us from God's love?</p> <p>2</p> 	<p>For I am persuaded that nothing shall be able to separate us from the love of God which is in Christ Jesus our Lord. Romans 8:38-39</p> <p>4</p> <p>For I shall love the Lord my God with all my heart, with all my soul, and with all my mind, and with all your strength; and I shall love the Lord my neighbor as myself. Mark 12:30</p> <p>3</p>	<p>A new commandment I give to you, that you love one another; as I have loved you, that you also love one another. John 13:34</p> <p>2</p> <p>My little children, let us not love in deed and in tongue, but in truth. 1 John 3:18</p> <p>3</p>	<p>How can you show love to someone today?</p> <p>7</p> 
	<p>How should we love God?</p> <p>8</p> 	<p>How can we show true love to other people?</p> <p>3</p> 	

Black and White NKJV

 <p>Love is Hopeful</p>	 <p>4 How does God show His love for us?</p>	 <p>2 What can separate us from God's love?</p>	 <p>Love is Kind</p>
 <p>6 How will people know that we follow Jesus?</p>	<p>2 For God so loved the world that He gave His only begotten Son, that whoever believes in Him should not perish but have everlasting life. John 3:16</p> <p>3 By this all will know that you are My disciples, if you have love for one another. John 13:35</p>	<p>1 And you shall not be able to persuade the soul, with all your mind and with all your strength, with all your love of God which is in Jesus our Lord. Romans 8:38-39</p>	<p>8 How should we love God?</p>
 <p>1 How did God show love to us while we were still sinners?</p>	<p>1 Love demonstrates His own love for us. Christ died for us. Romans 5:8</p>	<p>2 A new commandment I give to you, that you love one another, as I have loved you, that you also love one another. John 13:34</p>	<p>3 How can we show true love to other people?</p>
 <p>Love is Truthful</p>	 <p>5 What is one characteristic of real love?</p>	 <p>7 How can you show love to someone today?</p>	 <p>Love is Patient</p>