

# RESURRECTION

Easter Finger Puzzle Craft



# Scroll

Down to Preview  
the Pages!

Help your kids make  
their very own  
Jesus' Resurrection  
Origami Finger Puzzle  
Craft

# You Will Get:

A one page, single-sided template for making the origami finger puzzle

The ability to print the template in full color or black and white outline so your kids can color their own

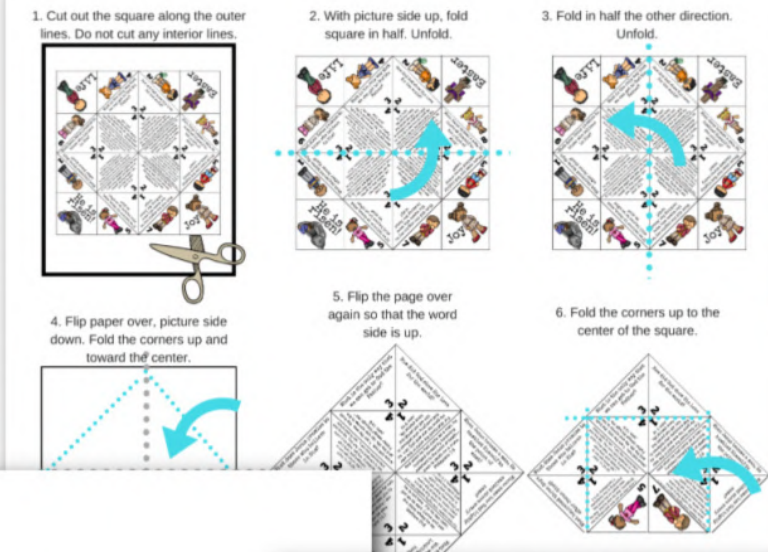
Printable instructions with pictures so you know exactly how to fold AND play with the origami finger puzzles

## Finger Puzzle from Kids-Bible-Teacher.com


How to play the Easter Finger Puzzle:

1. Have your child insert their thumb and index finger from each hand into the flaps in the back.
2. Open and close the finger puzzle in different directions as you spell out of the words from the outer layer. When you finish, some pictures will be visible and some will be hidden.
3. Pick a picture from the visible pictures. Open and close the finger puzzle the number of times indicated on the picture you chose. Once again, when you are finished, some pictures will be visible and some will be hidden.
4. Choose one more picture from the visible pictures. Open that flap by unfolding it and choose a number from one to four.
5. Read the verse or question from the chosen number.

Please note: This puzzle is random. On the inside, after choosing a number from one to four, you will ask a question OR read a Bible verse. HOWEVER, the nearest verse will help to answer the question if your child is unsure.



### Black and White CSB



© 2022 Kids Bible Teacher.com | Graphics by Edu-Clips.com



### Full Color CSB



© 2022 Kids Bible Teacher.com | Graphics by Edu-Clips.com



**Available in CSB, ESV, KJV, NASB, NIV, and NKJV Bible Versions!**



My third graders love the finger puzzles. It is a wonderful way to learn about Jesus! They play with their finger puzzles out at recess and in our classroom. We discuss the content first and then color them.

Thank you very much!  
-Leanna

# This Craft Is Great For:

A Sunday School Lesson

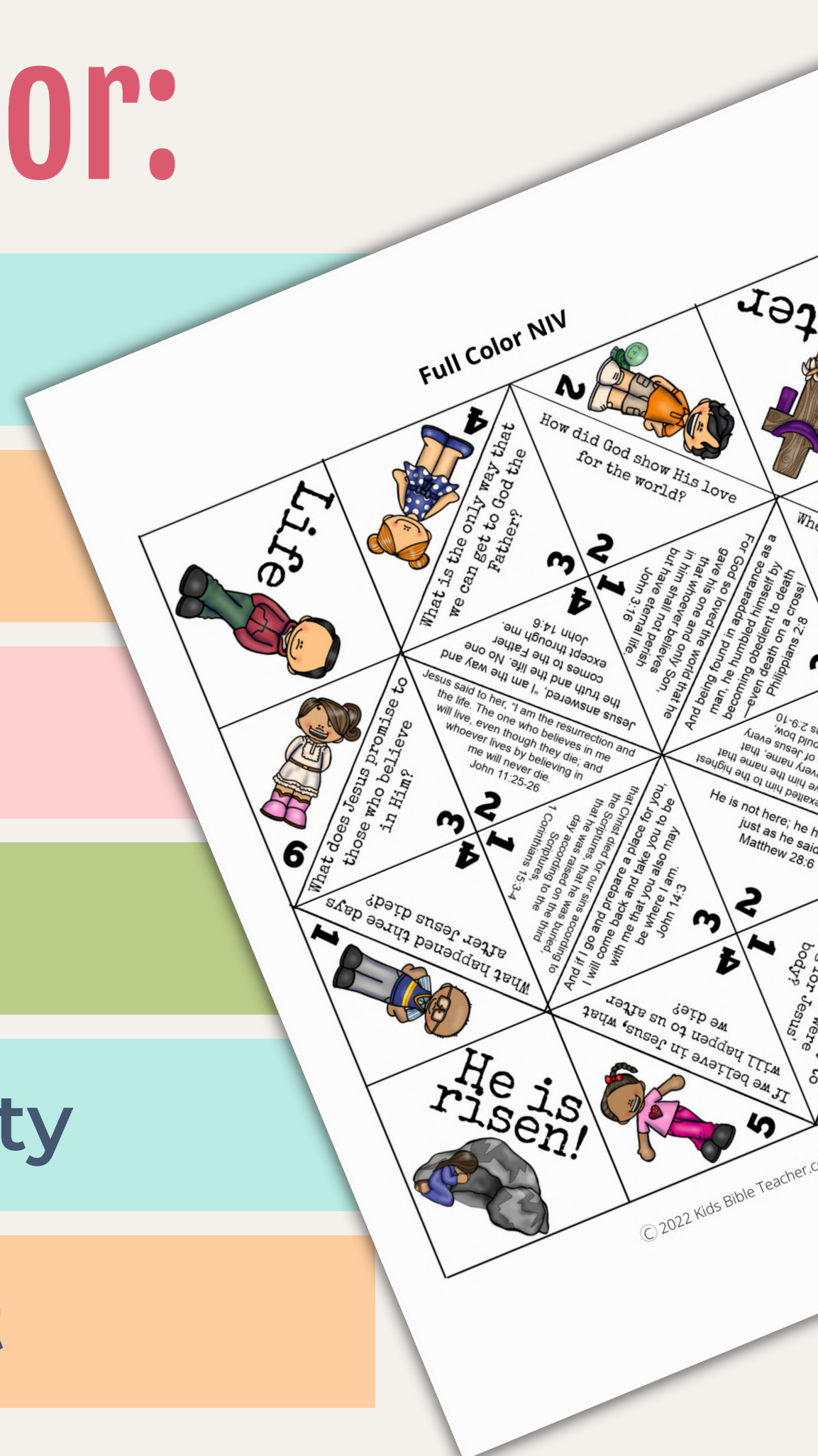
A Bible Lesson Review

A Homeschool Activity

A Classroom Party Activity

A Church Messy Table Activity

A Valentine's Day Handout



# Print a Preview Copy for FREE!

Still not sure if the "Love Is" Origami Finger Puzzle Craft is perfect for your kids? Print a preview copy and see for yourself!

Download, then print the pages below.



## RESURRECTION

Easter Finger Puzzle Craft



# Finger Puzzle from Kids-Bible-Teacher.com

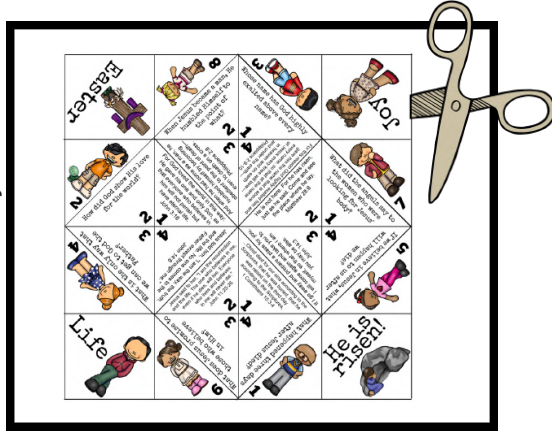
How to play the Easter Finger Puzzle:

1. Have your child insert their thumb and index finger from each hand into the flaps in the back.
2. Open and close the finger puzzle in different directions as you spell one of the words from the outer layer. When you finish, some pictures will be visible and some will be hidden.
3. Pick a picture from the visible pictures. Open and close the finger puzzle the number of times indicated on the picture you chose. Once again, when you are finished, some pictures will be visible and some will be hidden.
4. Choose one more picture from the visible pictures. Open that flap by unfolding it and choose a number from one to four.
5. Read the verse or question from the chosen number.

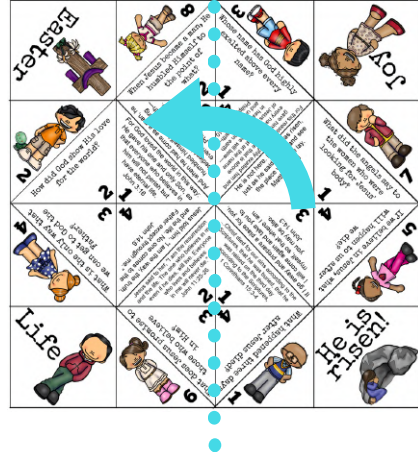
Please note: This puzzle is random. On the inside, after choosing a number from one to four, you will ask a question OR read a Bible verse. HOWEVER, the nearest verse will help to answer the question if your child is unsure.



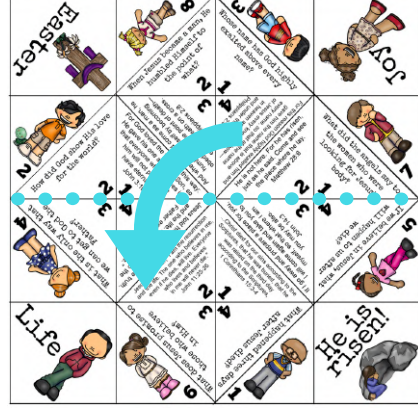
1. Cut out the square along the outer lines. Do not cut any interior lines.



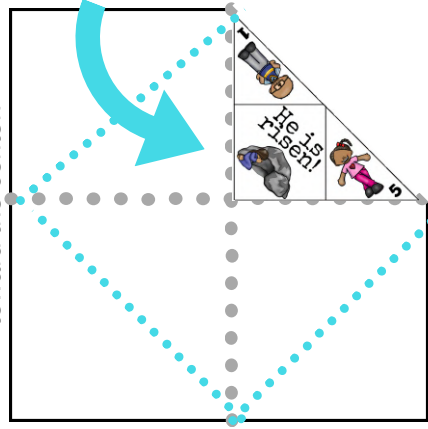
2. With picture side up, fold square in half. Unfold.



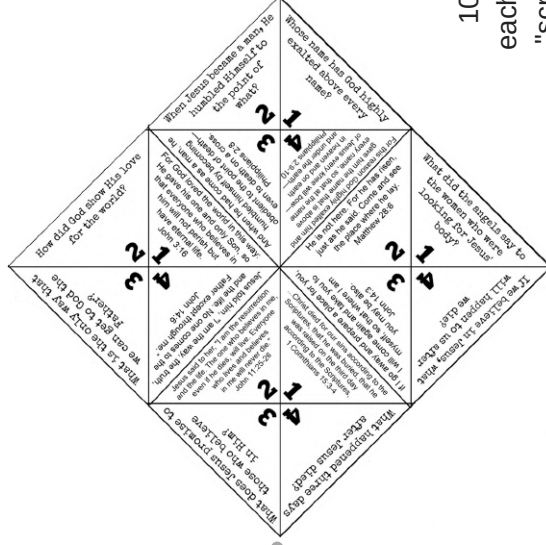
3. Fold in half the other direction. Unfold.



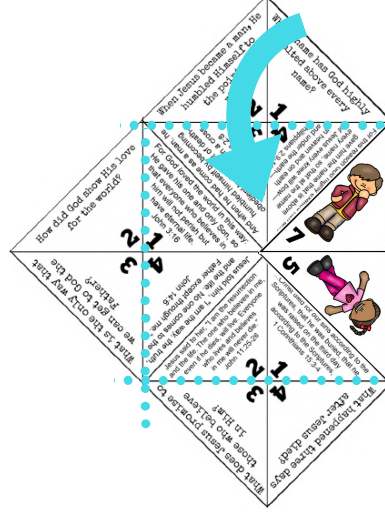
4. Flip paper over, picture side down. Fold the corners up and toward the center.




5. Flip the page over again so that the word side is up.




6. Fold the corners up to the center of the square.



7. You will now have a square with pictures up. Fold square in half.



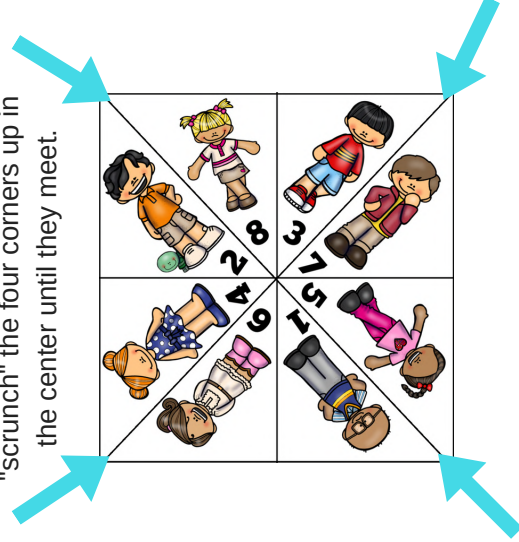
8. Fold rectangle in half.



9. You should have a tiny square. Unfold until you have 8 pictures looking up at you again.



10. Place your fingers under each of the flaps in the back and "scrunch" the four corners up in the center until they meet.















11. After the corners are lifted to the center, you should see this. You are done!







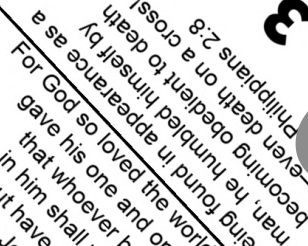



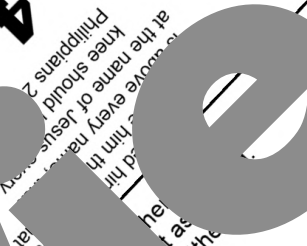









Full Color NIV

 <p>17</p>	 <p>4</p> <p>What is the only way that we can get to God the Father?</p>	 <p>2</p> <p>How did God show His love for the world?</p>	 <p>Easter</p>
 <p>9</p> <p>What does Jesus promise to those who believe in Him?</p>	 <p>5</p> <p>If we believe in Jesus, what will happen to us after we die?</p>	 <p>7</p> <p>What did the angels say to the women who were looking for Jesus' body?</p>	 <p>8</p> <p>When Jesus became a man, He humbled Himself to the point of what?</p>
 <p>1</p> <p>What happened three days after Jesus died?</p>	 <p>5</p> <p>If we believe in Jesus, what will happen to us after we die?</p>	 <p>7</p> <p>What did the angels say to the women who were looking for Jesus' body?</p>	 <p>3</p> <p>Whose name has God highly exalted above every name?</p>

Black and White NIV

 <p>17</p>	 <p>4</p> <p>What is the only way that we can get to God the Father?</p>	 <p>2</p> <p>How did God show His Love for the world?</p>	<p>Easter</p> 
 <p>9</p> <p>What does Jesus promise those who believe in Him?</p>	 <p>4</p> <p>Jesus will give us life who believe in Him. John 11:25-26</p>	 <p>1</p> <p>For God so loved the world that he gave his one and only Son, that whoever believes in him shall not perish but have eternal life. John 3:16</p>	 <p>8</p> <p>When Jesus became a man, He humbled Himself to the point of what?</p>
 <p>1</p> <p>What happened three days after Jesus died?</p>	 <p>3</p> <p>And if I go and prepare a place for you, I will come and take you to be with me that you also may be where I am. John 14:3</p>	 <p>4</p> <p>Who will give us life who believe in Him? John 11:25-26</p>	 <p>3</p> <p>Whose name has God highly exalted above every name?</p>
<p>Easter</p> 	 <p>5</p> <p>If we believe in Jesus, what will happen to us after we die?</p>	 <p>7</p> <p>What did the angels say to the women who were looking for Jesus' body?</p>	 <p>2</p>