

# JESUS IS RISEN

## Mini Book Craft



# Scroll

Down to Preview  
the Pages!

Help your kids learn  
the story of Jesus'  
Resurrection as they  
make their very own  
mini books - complete  
with real pages!

# You Will Get:

A "Jesus Is Risen" Mini Book Template in full color or black and white outline so your kids can color their own

The ability to print the template in CSB, ESV, KJV, NASB, NIV, or NKJV Bible versions

Printable instructions with pictures so you know exactly how to fold the "Jesus is Risen" Mini Book

1. Cut out the mini book along the dark black lines around the exterior.

2. Fold down the vertical center line so that the pictures are on the outside. Unfold.

3. Fold down the horizontal center line so that the pictures are on the outside. Unfold. Fold again so that the pictures are on inside and unfold.

4. Flip page over so blank side is facing up, then fold edges in toward the center. Unfold.

5. Keep page blank side up and fold down center line again. Cut book (through both sides) at the dark line. Unfold.

6. Fold along center line lengthwise again.

7. Push two ends of book towards each other, forcing the pages to bend away from each other at the center line. The top of the pages will make a + shape. Crease.

8. Finish by folding the cover over. Crease along the spine.

Jesus spoke to two men. LUK 24:32  
"Were not our hearts burning within us while he talked with us on the road and opened the Scriptures to us?"

Jesus spoke to Mary Magdalene. LUK 24:18  
"Mary Magdalene went to the disciples with the news: 'I have seen the Lord!'"

Jesus appeared to the disciples. JOHN 20:19-20  
Jesus came and stood among them and said, "Peace be with you!..."The disciples were overjoyed when they saw the Lord.

Jesus went to heaven. ACTS 1:11  
"This same Jesus, who has been taken from you into heaven, will come back in the same way you have seen him go into heaven."

JESUS IS RISEN!  
A MINI BOOK BY

Kids Bible Teacher.com



The "Jesus Is Risen" Mini Book includes a cover and 7 different pages.

# This Mini Book Is Great For:

A Sunday School Lesson


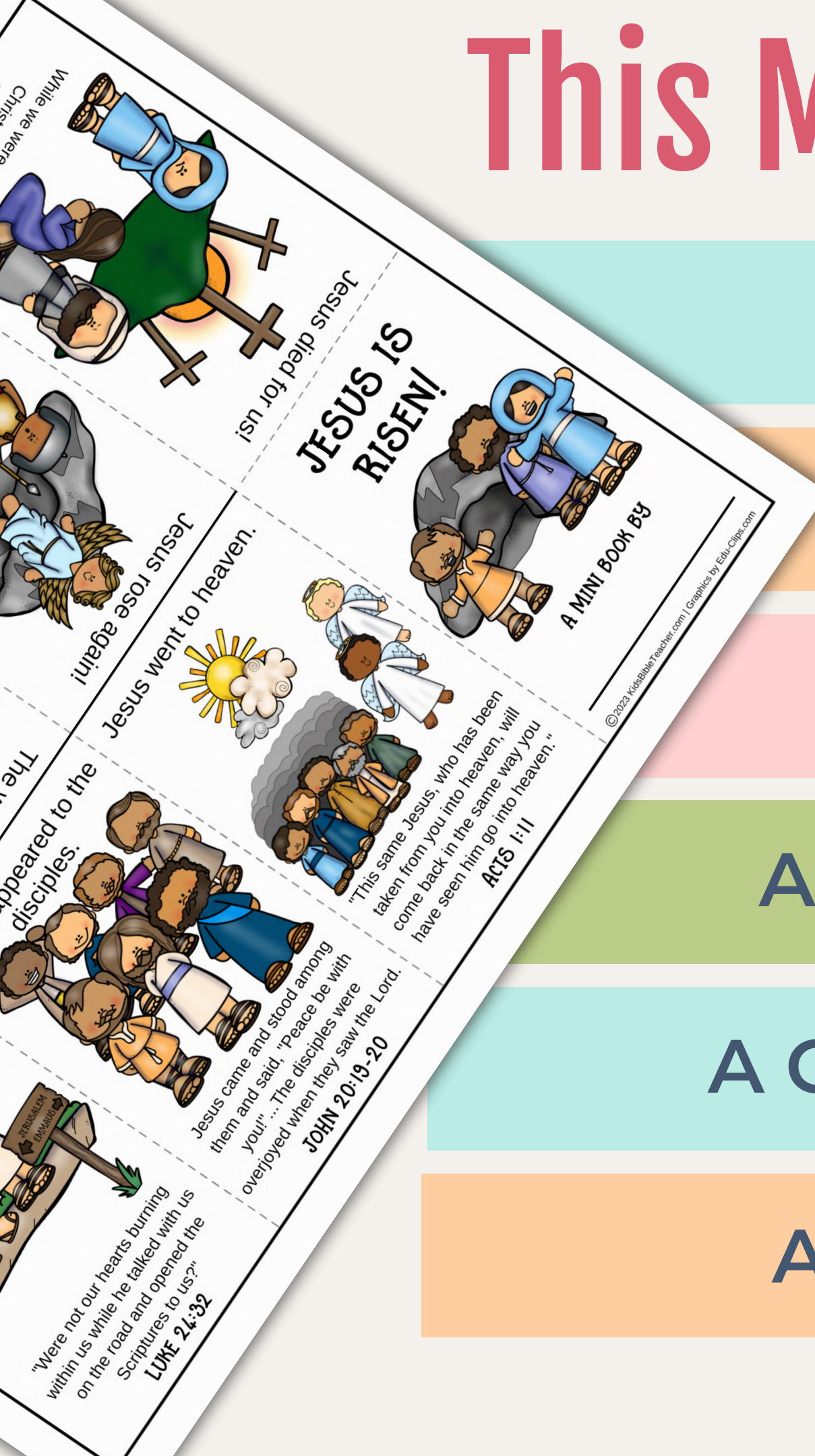
A Bible Lesson Review

A Homeschool Activity

A Classroom Party Activity

A Church Messy Table Activity

An Easter Church Handout



# Print a Preview Copy for FREE!


Still not sure if the "Jesus Is Risen" Mini Book Craft is perfect for your kids? Print a preview copy and see for yourself!

Download, then print the pages below.




# "Jesus Is Risen" Mini Book Instructions

1. Cut out the mini book along the dark black lines around the exterior.




4. Flip page over so blank side is facing up, then fold edges in toward the center. Unfold.




6. Fold along center line lengthwise again.



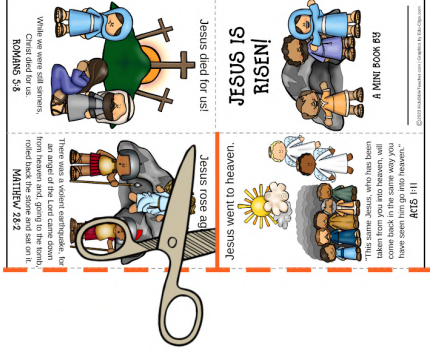
2. Fold down the vertical center line so that the pictures are on the outside. Unfold.



3. Fold down the horizontal center line so that the pictures are on the outside. Unfold. Fold again so that the pictures are on inside and unfold.




5. Keep page blank side up and fold down center line again. Cut book (through both sides) at the dark line. Unfold.

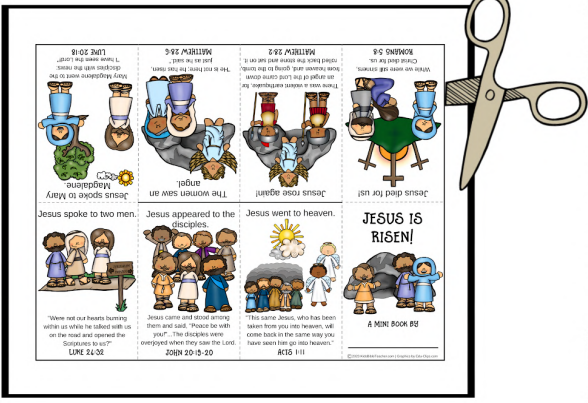


8. Finish by folding the cover over. Crease along the spine.


7. Push two ends of book towards each other, forcing the pages to bend away from each other at the center line. The top of the pages will make a + shape. Crease.



1. Cut out the mini book along the dark black lines around the exterior.




4. Flip page over so blank side is facing up, then fold edges in toward the center. Unfold.




6. Fold along center line lengthwise again.



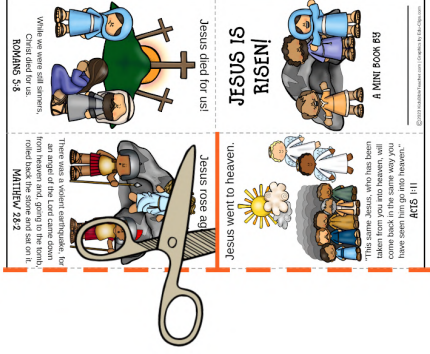
2. Fold down the vertical center line so that the pictures are on the outside. Unfold.



3. Fold down the horizontal center line so that the pictures are on the outside. Unfold. Fold again so that the pictures are on inside and unfold.




5. Keep page blank side up and fold down center line again. Cut book (through both sides) at the dark line. Unfold.



8. Finish by folding the cover over. Crease along the spine.

7. Push two ends of book towards each other, forcing the pages to bend away from each other at the center line. The top of the pages will make a + shape. Crease.



ROMANS 5:8


...while we were still sinners, Christ died for us.



Jesus died for us!

MATTHEW 28:2

There was a violent earthquake, because an angel of the Lord descended from heaven and approached the tomb. He rolled back the stone and was sitting on it.



Jesus rose again!

MATTHEW 28:6

"He is not here. For he has risen," just as he said.



The women saw an angel.

JOHN 20:18

Mary Magdalene went and announced to the disciples, "I have seen the Lord!"



Jesus spoke to Mary Magdalene.

# JESUS IS RISEN!



A MINI BOOK BY

Jesus went to heaven.



"This same Jesus, who has been taken from you into heaven, will come in the same way that you have seen him going into heaven."

ACTS 1:11

Jesus appeared to the disciples.



Jesus came, stood among them, and said to them, "Peace be with you." ...So the disciples rejoiced when they saw the Lord.

JOHN 20:19-20

Jesus spoke to two men.




"Weren't our hearts burning within us while he was talking with us on the road and explaining the Scriptures to us?"

LUKE 24:32

ROMANS 5:8

Christ died for us.

...while we were still sinners,



Jesus died for us!

MATTHEW 28:6

back the stone and was sitting on it.

approached the tomb. He rolled on it

because an angel of the Lord

There was a violent earthquake,



Jesus rose again!

MATTHEW 28:6

"He is not here. For he has

risen, just as he said."



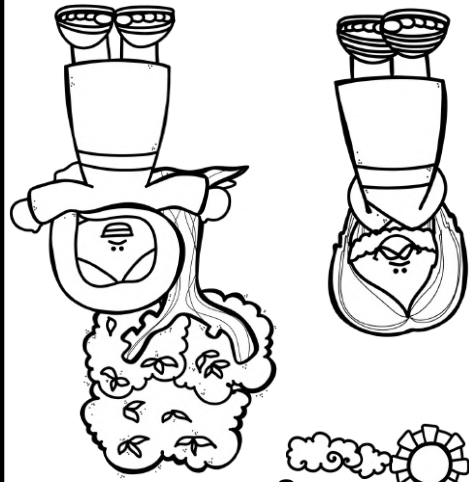
The women saw an angel.

JOHN 20:18

"I have seen the Lord!"

announced to the disciples,

Mary Magdalene went and



Jesus spoke to Mary Magdalene.

# JESUS IS RISEN!



A MINI BOOK BY

Jesus went to heaven.



"This same Jesus, who has been taken from you into heaven, will come in the same way that you have seen him going into heaven."

ACTS 1:11

Jesus appeared to the disciples.



Jesus came, stood among them, and said to them, "Peace be with you." ...So the disciples rejoiced when they saw the Lord.

JOHN 20:19-20

Jesus spoke to two men.



"Weren't our hearts burning within us while he was talking with us on the road and explaining the Scriptures to us?"

LUKE 24:32