

SALVATION

Mini Book Craft for Kids



Scroll

Down to See
the Pages!

Help your kids learn
God's amazing plan of
salvation with the
"How Can I Get to
Know God?" Mini Book

You Will Get:

Easy-to-follow directions with pictures - perfect for substitute teachers or sending home!

The two page printable template comes in Full Color or Black and White Outline

You can choose to print the mini book in CSB, ESV, KJV, NASB, NIV, or NKJV Bible versions!

"How Can I Know God" Mini Book Instructions

1. Cut out the mini book along the dark black lines around the exterior.
2. Fold down the vertical center line so that the pictures are on the outside. Unfold.
3. Fold down the horizontal center line so that the pictures are on the outside. Unfold. Fold again so that the pictures are on inside and unfold.
4. Flip page over so blank side is facing up, then fold edges in toward the center. Unfold.
5. Keep page blank side up and fold down center line again. Cut book (through both sides) at the dark line. Unfold.
6. Fold along center line lengthwise again.
7. Push two ends of book towards each other, forcing the pages to bend away from each other at the center line. The top of the pages will make a + shape. Crease.
8. Finish by folding the cover over. Crease along the spine.

© 2023 KidsBibleTeacher.com
Graphics by Edu-Clips.com

How Can I
Get to Know
God?



Use the Mini Book as:

- ✓ A Craft to go with any Bible Lesson
- ✓ A fun and easy way to review Salvation Bible verses
- ✓ A Church handout for kids
- ✓ A Homeschool or Classroom Craft



Thank you so much for this very cute tract. Love the idea, and the fun pop-ups. Kid-tailored. Succinct. Love it.

-Winnie



I run a girls' group in Australia. Your booklet is going to be the craft activity that the girls can take home to remind them of their commitment to God. This craft is an answer to prayer...
-Jennifer

This Craft Is Great For:

Sunday School

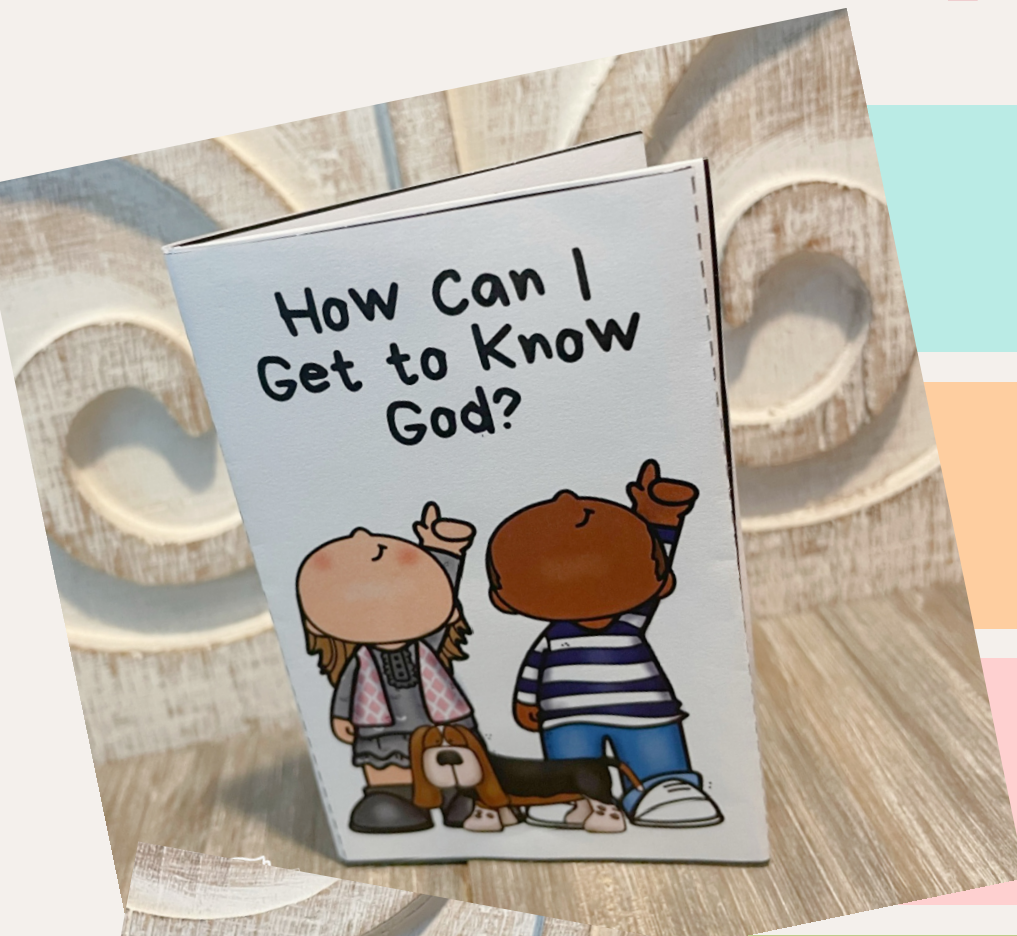
Bible Club

Homeschool

A Quiet Morning Activity

An End-of-Lesson Time Filler

A Church Messy Table Activity



Print a Preview Copy for FREE!

Still not sure if the "How Can I Get to Know God?" Mini Book is perfect for your kids? Print a preview copy and see for yourself!

Download, then print the pages below.




"How Can I Know God" Mini Book Instructions

1. Cut out the mini book along the dark black lines around the exterior.
2. Fold down the vertical center line so that the pictures are on the outside. Unfold.
3. Fold down the horizontal center line so that the pictures are on the outside. Unfold. Fold again so that the pictures are on inside and unfold.
4. Flip page over so blank side is facing up, then fold edges in toward the center. Unfold.
5. Keep page blank side up and fold down center line again. Cut book (through both sides) at the dark line. Unfold.
6. Fold along center line lengthwise again.
7. Push two ends of book towards each other, forcing the pages to bend away from each other at the center line. The top of the pages will make a + shape. Crease.
8. Finish by folding the cover over. Crease along the spine.


© 2023 KidsBibleTeacher.com
Graphics by Edu-Clips.com

"How Can I Know God" Mini Book Instructions

1. Cut out the mini book along the dark black lines around the exterior.




4. Flip page over so blank side is facing up, then fold edges in toward the center. Unfold.



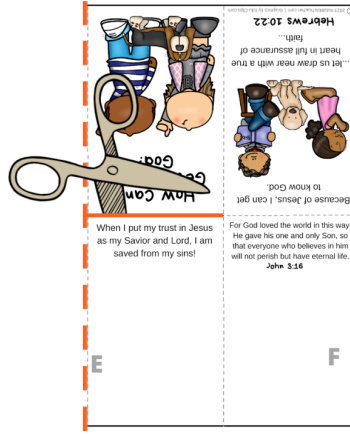
6. Fold along center line lengthwise again.



2. Fold down the vertical center line so that the pictures are on the outside. Unfold.





5. Keep page blank side up and fold down center line again. Cut book (through both sides) at the dark line. Unfold.



7. Push two ends of book towards each other, forcing the pages to bend away from each other at the center line. The top of the pages will make a + shape. Crease.



3. Fold down the horizontal center line so that the pictures are on the outside. Unfold. Fold again so that the pictures are on inside and unfold.



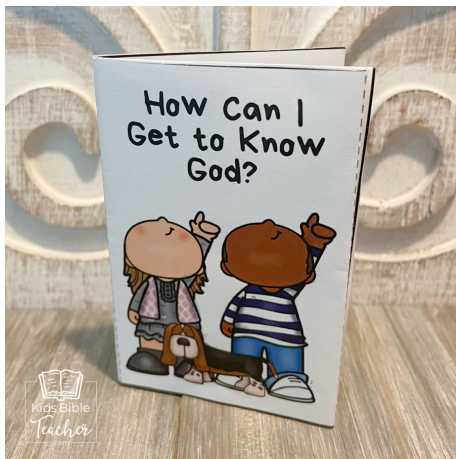
8. Finish by folding the cover over. Crease along the spine.



Finish the How Can I Get to Know God Mini Book

Cut out the pictures on the second page of the file. Use the letters as a guide to glue or tape the cut out pictures into the mini book.

The pictures below will show you how to do this. Once you have finished, some of the cut out pictures will need to be folded to fit into the mini book.



Our sins made us dead to God, but God had a plan!

C




Jesus took our sins on Himself and gave us His perfect record of obedience.

E

When I put my trust in Jesus as my Savior and Lord, I am saved from my sins!

How Can I Get to Know God?



Because of Jesus, I can get to know God.



...let us draw near with a true heart in full assurance of faith...

Hebrews 10:22

We have all sinned.

Our sins separate us from God.

B


But your iniquities are separating you from your God, and your sins have hidden his face from you so that he does not listen.

Isaiah 59:2




B

For the wages of sin is death, but the gift of God is eternal life in Christ Jesus our Lord.
Romans 6:23




C

Romans 3:23
For all have sinned and fall short of the glory of God.



But God proves his own love for us in that while we were still sinners, Christ died for us.
Romans 5:8




D



E

If you confess with your mouth, "Jesus is Lord," and believe in your heart that God raised him from the dead, you will be saved. One believes with the heart, resulting in righteousness, and one confesses with the mouth, resulting in salvation.
Romans 10:9-10



F