

# CREATION

## Mini Book Craft for Kids



# Scroll

Down to Preview  
the Pages!

Help your kids learn  
the Biblical story of  
Creation with this fun  
mini book craft  
based on Genesis 1!

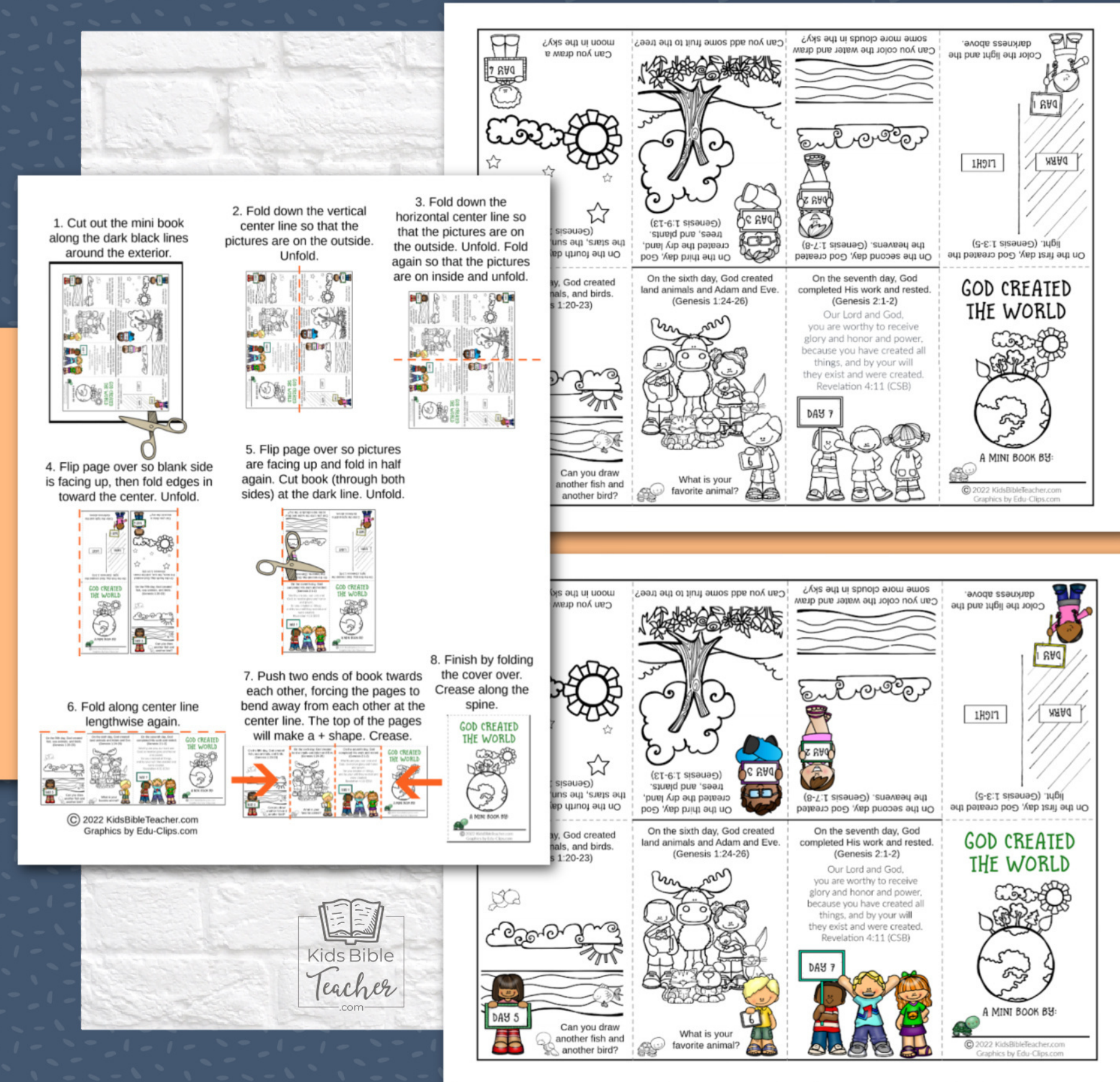


# You Will Get:

A Creation Mini Book Template in full color or black and white outline so your kids can color their own

The ability to print the template in CSB, ESV, KJV, NASB, NIV, or NKJV Bible versions

Printable instructions with pictures so you know exactly how to cut and fold the Creation Mini Book

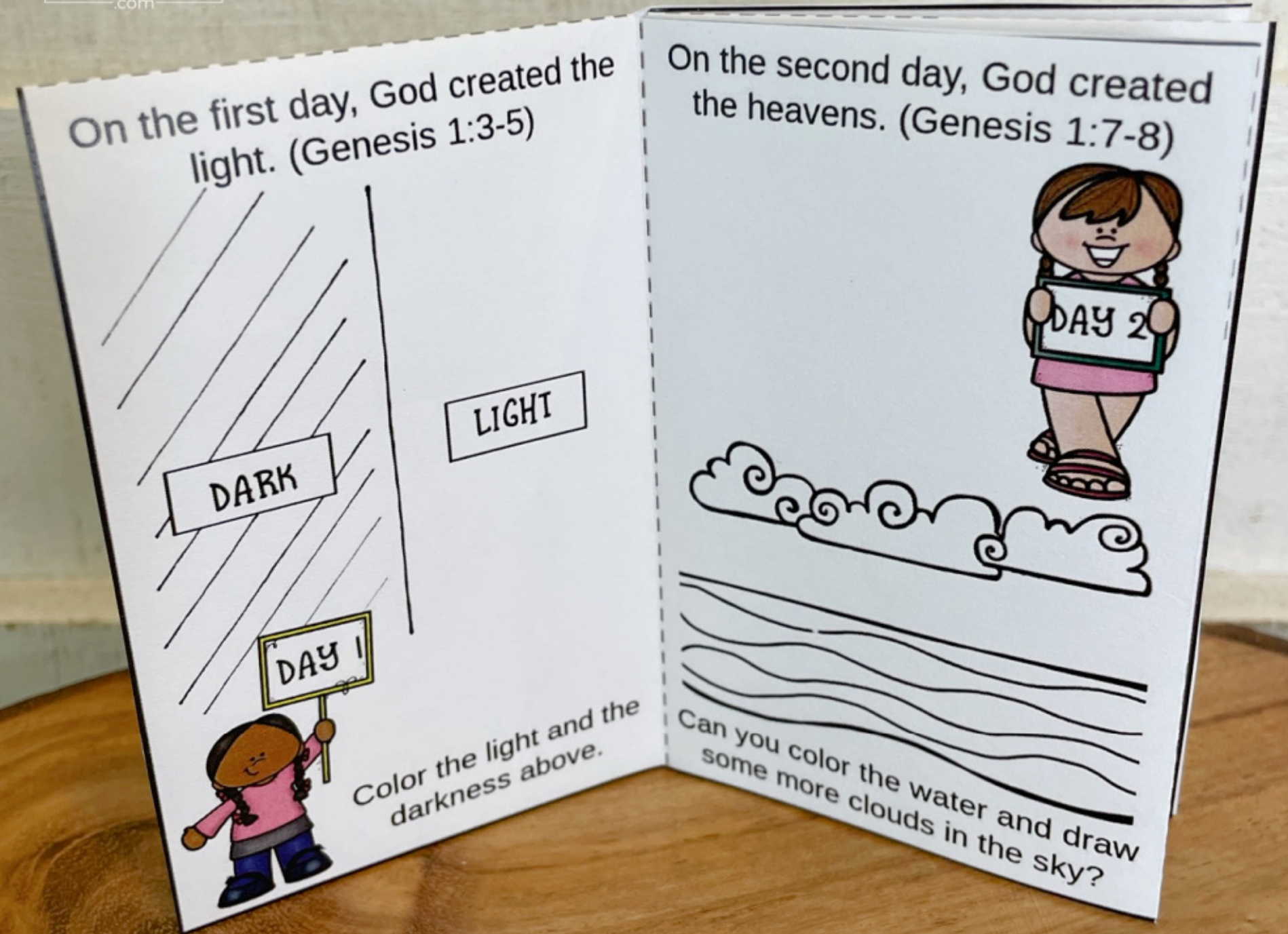






The Creation Mini Book includes a cover and 7 different pages.





I love this little book! I used it as a take-home project for my Sunday school kids. Parents appreciated the easy to understand instructions.

**-Carol**

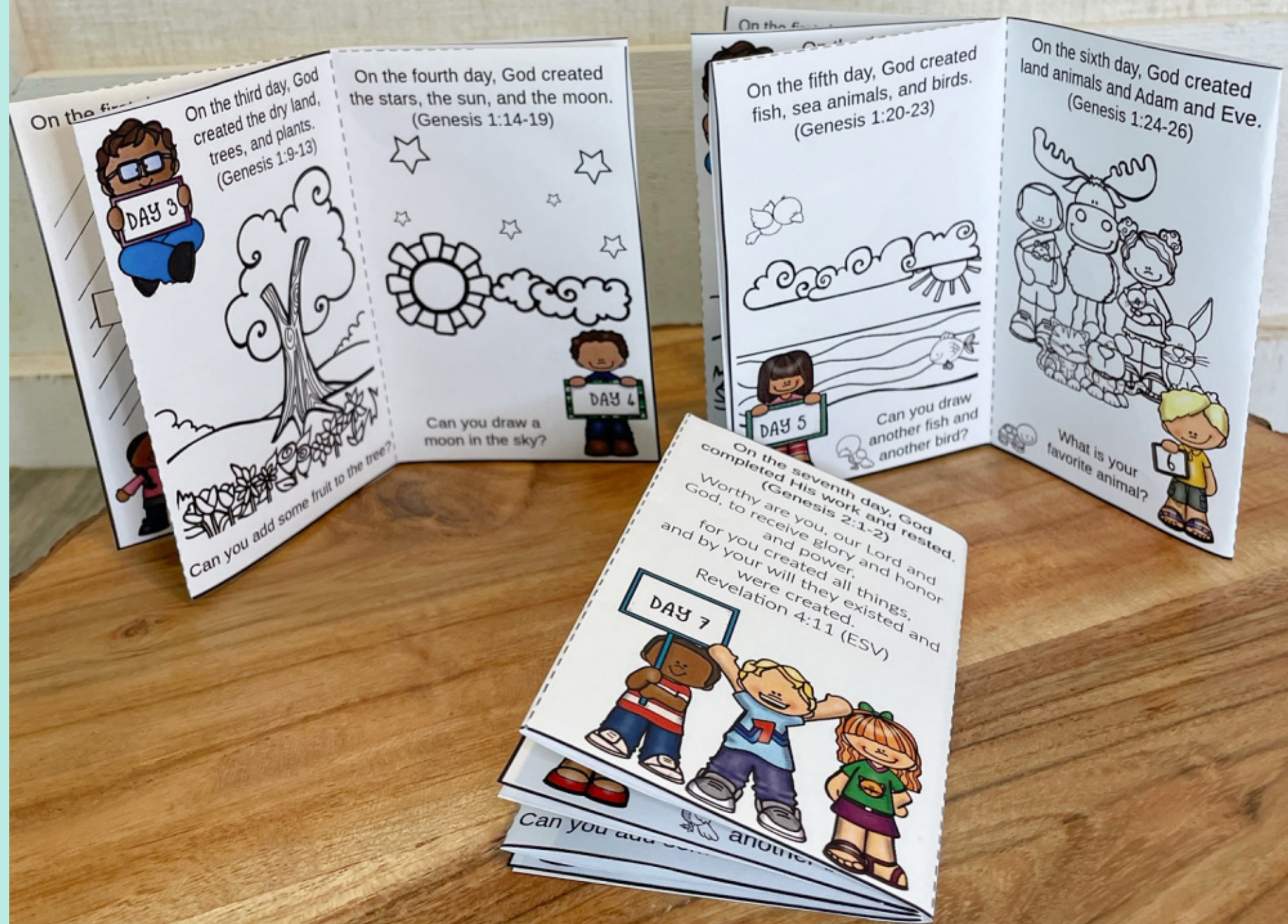




Wonderful addition to  
our VBS. Thank you!

**-Sarah**





I've downloaded the mini book. It's brilliant! So cute. The kids will love it. Thank you so much.

-Cara



# This Mini Book Is Great For:

A Sunday School Lesson

A Bible Lesson Review

A Homeschool Activity

A Vacation Bible School Craft

A Church Messy Table Activity

A Church Handout





# Print a Preview Copy for FREE!

Still not sure if the Creation Mini Book Craft is perfect for your kids? Print a preview copy and see for yourself!

Download, then print the pages below.




## CREATION

### Mini Book Craft for Kids







1. Cut out the mini book along the dark black lines around the exterior.




2. Fold down the vertical center line so that the pictures are on the outside. Unfold.




3. Fold down the horizontal center line so that the pictures are on the outside. Unfold. Fold again so that the pictures are on inside and unfold.




4. Flip page over so blank side is facing up, then fold edges in toward the center. Unfold.




5. Flip page over so pictures are facing up and fold in half again. Cut book (through both sides) at the dark line. Unfold.




6. Fold along center line lengthwise again.



7. Push two ends of book towards each other, forcing the pages to bend away from each other at the center line. The top of the pages will make a + shape. Crease.




8. Finish by folding the cover over. Crease along the spine.





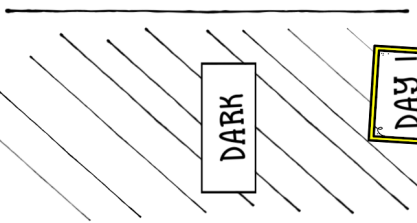
Color the light and the darkness above.



LIGHT

DARK

On the first day, God created the light. (Genesis 1:3-5)



Can you color the water and draw some more clouds in the sky?



On the second day, God created the heavens. (Genesis 1:7-8)




On the seventh day, God completed His work and rested. (Genesis 2:1-2)

Our Lord and God, you are worthy to receive glory and honor and power, because you have created all things, and by your will they exist and were created. Revelation 4:11 (CSB)




On the sixth day, God created land animals and Adam and Eve. (Genesis 1:24-26)



What is your favorite animal?




Can you add some fruit to the tree?




On the third day, God created the dry land, trees, and plants. (Genesis 1:9-13)

Can you draw a moon in the sky?




On the fourth day, God created the stars, the sun, and the moon. (Genesis 1:14-19)

On the fifth day, God created fish, sea animals, and birds. (Genesis 1:20-23)



Can you draw another fish and another bird?

# GOD CREATED THE WORLD




A MINI BOOK BY:

© 2022 KidsBibleTeacher.com  
Graphics by Edu-Clips.com




Can you draw a moon in the sky?



On the fourth day, God created the stars, the sun, and the moon. (Genesis 1:14-19)

On the fifth day, God created fish, sea animals, and birds. (Genesis 1:20-23)




Can you draw another fish and another bird?

Can you add some fruit to the tree?




On the third day, God created the dry land, trees, and plants. (Genesis 1:9-13)

On the sixth day, God created land animals and Adam and Eve. (Genesis 1:24-26)



What is your favorite animal?


Can you color the water and draw some more clouds in the sky?



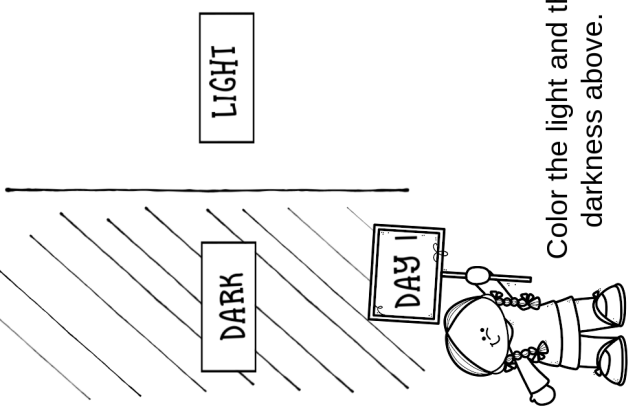
On the second day, God created the heavens. (Genesis 1:7-8)

On the seventh day, God completed His work and rested. (Genesis 2:1-2)

Our Lord and God, you are worthy to receive glory and honor and power, because you have created all things, and by your will they exist and were created. Revelation 4:11 (CSB)




Color the light and the darkness above.



On the first day, God created the light. (Genesis 1:3-5)

# GOD CREATED THE WORLD



A MINI BOOK BY:

© 2022 KidsBibleTeacher.com Graphics by Edu-Clips.com