





## Respiratory Hygiene Station Countertop Base Mounting Instructions


1. Hold square nut on finger and insert into channel on underside of countertop base.



2. Place station on top of base and align square nut hole with station hole.



3. Insert 5/16-18 x 3/4" screw and finger tighten.



4. Repeat with remaining square nut and screw.
5. Perform final alignment of station to base.
6. Tighten screws.
7. Mount sign to back of station using 4ea 10-32 x 1/2" screws and 10-32 square nuts.