




1 Thread the cable through the hole.



2 Come out from the flush rod holder hole and secure the screws.



3 Through around the footrest.




4 Press tight the safety pin.



5 Cut the cable




6 Thread the cable through the screws and the safety pin.



7 Press tight the safety pin.

8 Thread the bungee through the buckle.

9 Through the rudder.



10 Thread the cable through the red ball.

11 Thread the cable through the rudder.

12 Press tight the bolt to fix the rudder.