

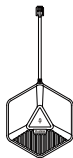
# Expansion Microphone CPE80

## Quick Start Guide


The expansion microphone features 10-feet (3-meters) voice pickup range, and 1.8m connection cable that connects to CP860 IP conference phone. Up to two expansion microphones can be connected to an IP conference phone. With the addition of expansion microphone, the CP860 is the ideal conference phone for medium to large size conference rooms that need extended coverage at the far ends of a conference table.

### Packaging Contents

The following items are included in your package. If you find anything missing, contact your system administrator.



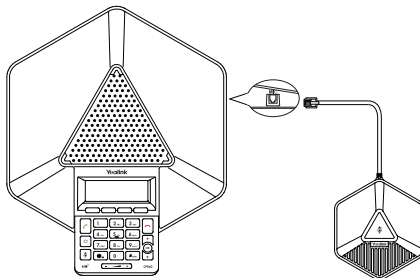
Expansion Microphone



Quick Start Guide

### Connecting the Expansion Microphone

Connect the expansion microphone, as shown below:



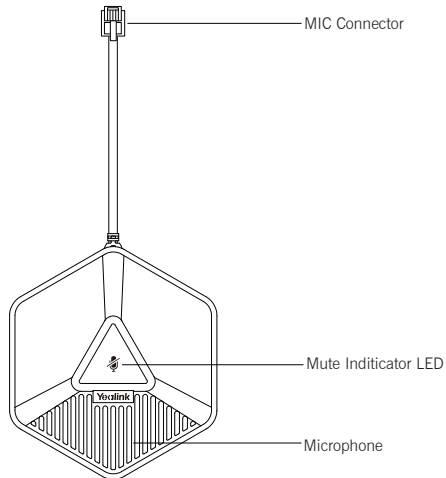
---

**To connect the expansion microphone:**

1. Connect the free end of the expansion microphone cable to one of the MIC ports on the phone.


## Hardware Component Instructions

The following figure shows the primary hardware component of CPE80 expansion microphone:




## Muting/Un-muting a call

**To mute a call if you use an expansion microphone:**

1. Tap  on the top of the expansion microphone during a call.  
The mute indicator LED on the expansion microphone illuminates solid red.

**To un-mute a call:**

1. Tap  again to un-mute the call.