



Electronic Hook Switch Guide

2016

SAVI™ 700 SERIES | CS500™ SERIES | MDA200™ | VOYAGER LEGEND™ CS

Next ▶

✕ Exit

Electronic Hook Switch Guide Contents

Electronic Hook Switch Cables (EHS) provide remote desk phone call control (answer/end) with your Plantronics wireless headset system (or the MDA200 headset hub). We offer cables that are compatible with many of the most popular office desk phones.

We also have a handset lifter accessory that can be used with most desk phones that are not compatible with one of our EHS cables. Visit plantronics.com for more information.



1
APPLE
MODELS



7-8
CISCO
PHONE MODELS




13
SHORETEL
PHONE MODELS



19
T-SYSTEMS
PHONE MODELS



2-3
ALCATEL-LUCENT
ENTERPRISE
PHONE MODELS



9
FUNKWERK
PHONE MODELS



14
SNOM
PHONE MODELS



20
UNIFY
PHONE MODELS



4
AGFEO
PHONE MODELS



10
MITEL
PHONE MODELS



15
TENOVIS
PHONE MODELS



21
APU-75™ FOR PHONES/
SOFTPHONES



5
AVAYA
PHONE MODELS



11
NEC
PHONE MODELS



16
TIPEL
PHONE MODELS



6
AVAYA-NORTEL
MODELS






12
POLYCOM
PHONE MODELS



17-18
TOSHIBA
PHONE MODELS

Electronic Hook Switch Adapter for Apple iPhones

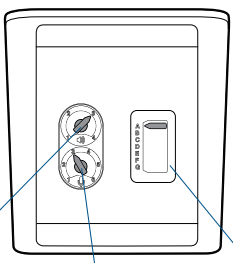
<p>Apple</p>  <p>iPHONE MODELS iPhone 4 iPhone 4S iPhone 5 iPhone 5C iPhone 5S iPhone 6 iPhone 6+</p>	<p>EHS Cable</p> <p>API-28 PN: 202268-01</p> 	<p>Plantronics Audio Solutions</p>  <p>CS500/CS500 XD SERIES Wireless headsets manage desk phone calls</p>
--	---	--

EHS Setup

Use the EHS setup below to automatically answer a mobile phone call by pressing a button on your CS500 Series headset.

iPHONE MODELS: iPHONE 4, iPHONE 4S, iPHONE5, iPHONE 5C, iPHONE 5S, iPHONE6, iPHONE 6+

SETUP

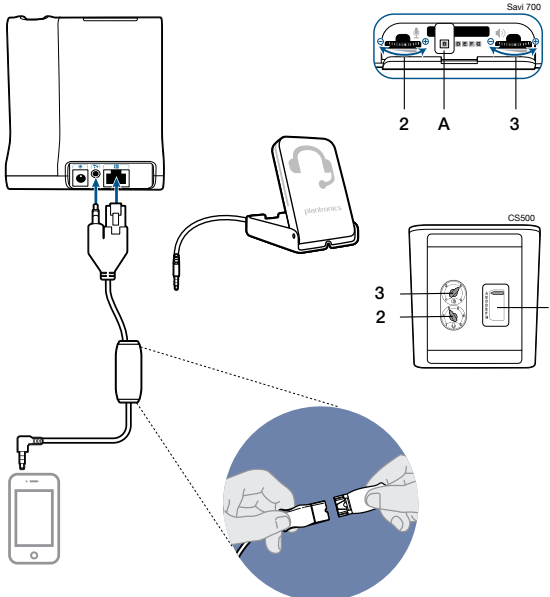


1
 Desk Phone Listening Volume
 Hörlautstärke Festnetztelefon
 Volumen de escucha del teléfono de escritorio
 Volume d'écoute du téléphone de bureau
 Volume di ascolto del telefono fisso
 Regelaar voor luistervolume

2
 Desk Phone Speaking Volume
 Sprachlautstärke Festnetztelefon
 Volumen de conversación del teléfono de escritorio
 Volume à l'émission du téléphone de bureau
 Volume di conversazione del telefono fisso
 Spraakvolume bureautelefoon

3
 Configuration Switch
 Konfigurationsschalter
 Interruptor de configuración
 Interrupteur de configuration
 Interruttore di configurazione
 Configuratieschakelaar







CONFIGURATION



2 A 3

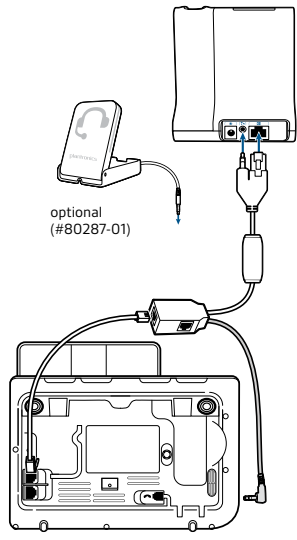
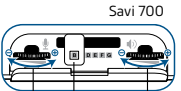
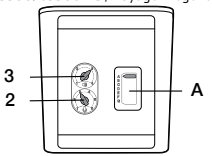
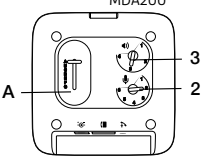
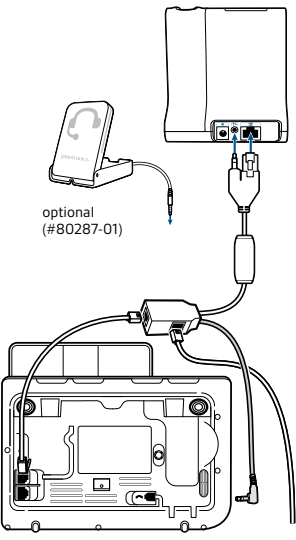
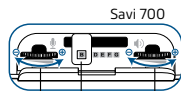
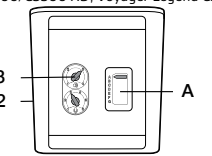
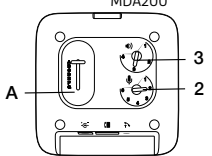
3 2 A

Electronic Hook Switch for Alcatel-Lucent Enterprise



<p>Alcatel-Lucent Enterprise</p>  <p>DESK PHONE MODELS 4029 4039 IP Touch 4028 IP Touch 4038 IP Touch 4068</p>	+	<p>EHS Cable</p> <p>APA-23™* PN: 38908-11</p>  <p>*APA-23™ replaces APA-20 and APA-22™</p>	+	<p>Plantronics Audio Solutions</p> <div style="display: flex; justify-content: space-around;"> <div data-bbox="1207 316 1354 625">  <p>SAVI 700 SERIES Wireless headset system manages PC, mobile and desk phone calls</p> </div> <div data-bbox="1396 349 1543 625">  <p>CS500/CS500 XD SERIES Wireless headsets manage desk phone calls</p> </div> <div data-bbox="1585 397 1732 625">  <p>MDA200 Enables USB connectivity to the desk phone to manage both PC and desk phone calls</p> </div> <div data-bbox="1816 341 1963 625">  <p>VOYAGER LEGEND CS Wireless Bluetooth® headset system manages desk phone and mobile calls</p> </div> </div>
---	---	---	---	--

EHS Setup

Use the EHS setup below to automatically answer a desk phone call by pressing a button on your Savi 700 Series or CS500 Series headset or MDA200 or Voyager Legend CS.

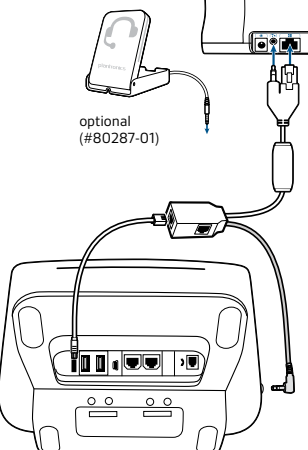
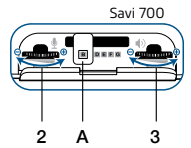
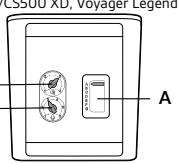
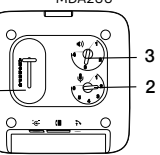
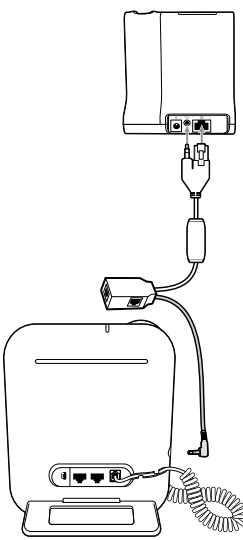
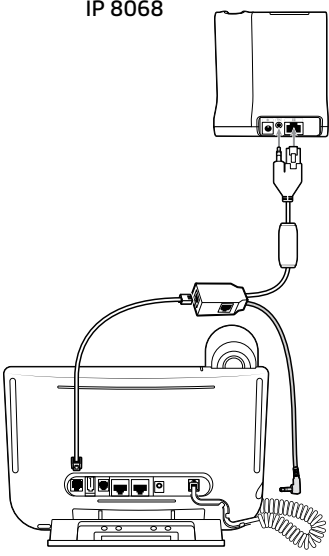
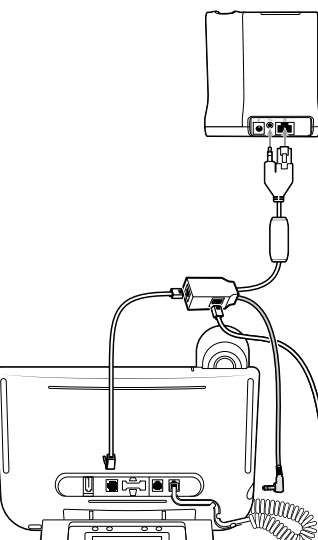
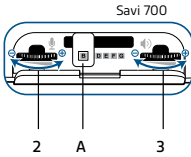
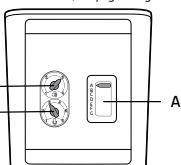
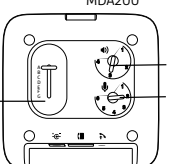
<p>ALCATEL-LUCENT ENTERPRISE MODELS: IP TOUCH 4028, 4038, 4068</p> <p>SETUP</p>  <p>CONFIGURATION</p> <p>Savi 700</p>  <p>CS500/CS500 XD, Voyager Legend CS</p>  <p>MDA200</p> 	<p>ALCATEL-LUCENT ENTERPRISE MODELS: 4029, 4039 (Note: Voyager Legend CS Mobile connectivity is not possible with these particular phones)</p> <p>SETUP</p>  <p>CONFIGURATION</p> <p>Savi 700</p>  <p>CS500/CS500 XD, Voyager Legend CS</p>  <p>MDA200</p> 
--	--

Electronic Hook Switch for Alcatel-Lucent Enterprise







<p>Alcatel-Lucent Enterprise</p>  <p>DESK PHONE MODELS 8012 IP 8028 IP 8038 IP 8068 TDM 8029 TDM 8039 8082 My IC Phone</p>	+	<p>EHS Cable</p> <p>APA-23* PN: 38908-11</p>  <p>*APA-23 replaces APA-20 and APA-22</p>	+	<p>Plantronics Audio Solutions</p> <div style="display: flex; justify-content: space-around;"> <div data-bbox="1207 316 1312 365"> </div> <div data-bbox="1228 365 1354 511"> </div> <div data-bbox="1407 357 1533 511"> </div> <div data-bbox="1596 406 1743 511"> </div> <div data-bbox="1816 341 1953 511"> </div> </div> <p>SAVI 700 SERIES Wireless headset system manages PC, mobile and desk phone calls</p> <p>CS500/CS500 XD SERIES Wireless headsets manage desk phone calls</p> <p>MDA200 Enables USB connectivity to the desk phone to manage both PC and desk phone calls</p> <p>VOYAGER LEGEND CS Wireless Bluetooth headset system manages desk phone and mobile calls</p>
--	---	---	---	--

EHS Setup

Use the EHS setup below to automatically answer a desk phone call by pressing a button on your Savi 700 Series or CS500 Series headset or MDA200 or Voyager Legend CS.

<p>ALCATEL-LUCENT ENTERPRISE MODELS: 8082 MY IC PHONE</p> <p>SETUP</p>  <p>optional (#80287-01)</p> <p>CONFIGURATION</p> <p>Savi 700</p>  <p>2 A 3</p> <p>CS500/CS500 XD, Voyager Legend CS</p>  <p>3 2 A</p> <p>MDA200</p>  <p>3 2 A</p>	<p>ALCATEL-LUCENT ENTERPRISE MODELS: 8012, IP 8038, IP 8068, TDM 8029, TDM 8039</p> <div style="display: flex; justify-content: space-between;"> <div data-bbox="703 852 955 1461"> <p>SETUP - 8012</p>  </div> <div data-bbox="976 852 1302 1461"> <p>SETUP - IP 8028 IP 8038 IP 8068</p>  </div> <div data-bbox="1323 852 1648 1461"> <p>SETUP - TDM 8029 TDM 8039</p>  </div> </div> <div style="text-align: right; margin-top: 20px;"> <p>Savi 700</p>  <p>2 A 3</p> <p>CS500/CS500 XD, Voyager Legend CS</p>  <p>3 2 A</p> <p>MDA200</p>  <p>3 2 A</p> </div>
--	--

Electronic Hook Switch for Agfeo

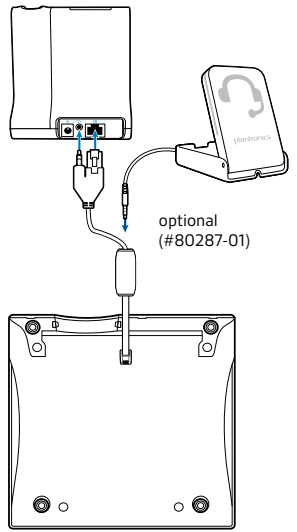
<p>Agfeo</p>  <p>DESK PHONE MODELS ST30 ST31 ST40 ST40IP</p>	+	<p>EHS Cable</p> <p>APS-11™* PN: 37818-11</p>  <p>*APS-11 replaces APS-10™</p>	+	<p>Plantronics Audio Solutions</p> <div style="display: flex; justify-content: space-around;"> <div style="text-align: center;">  <p>SAVI 700 SERIES Wireless headset system manages PC, mobile and desk phone calls</p> </div> <div style="text-align: center;">  <p>CS500/CS500 XD SERIES Wireless headsets manage desk phone calls</p> </div> <div style="text-align: center;">  <p>MDA200™ Enables USB connectivity to the desk phone to manage both PC and desk phone calls</p> </div> <div style="text-align: center;">  <p>VOYAGER LEGEND® CS Wireless Bluetooth headset system manages desk phone and mobile calls</p> </div> </div>
--	---	---	---	---

EHS Setup

Use the EHS setup below to automatically answer a desk phone call by pressing a button on your Savi 700 Series or CS500 Series headset or MDA200 or Voyager Legend CS.

AGFEO MODELS: ST30, ST31, ST40, ST40IP

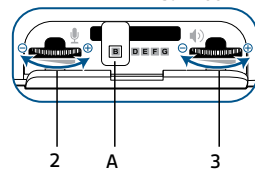
SETUP



optional (#80287-01)

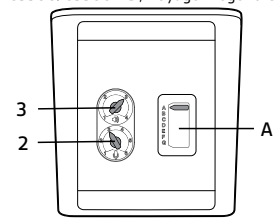
CONFIGURATION

Savi 700



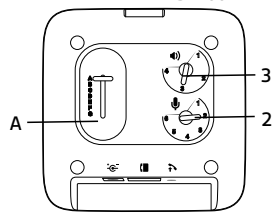
2 A 3

CS500/CS500 XD, Voyager Legend CS



3 2 A

MDA200



A 3 2

Electronic Hook Switch for Avaya

Avaya



APV-63 CABLE		
1408	6416D+M	9620
1416	9404	9621
1608	9406	9630
1616	9408	9640
2410	9504	9641G
4630	9508	9650
5410	9608	9670
6224D+M	9611	9620L

APV-66 CABLE		
2420	4621SW	5420
4610	4622SW	5610
4610SW	4625SW	5620
4620	4630SW	5621
4620SW		

EHS Cable

APV-63™*
PN: 38734-11




APV-66™*
PN: 38633-11



*APV-63™ replaces APV-62™; APV-66™ replaces APV-65™

Plantronics Audio Solutions



SAVI 700 SERIES
Wireless headset system manages PC, mobile and desk phone calls

CS500/CS500 XD SERIES
Wireless headsets manage desk phone calls

MDA200
Enables USB connectivity to the desk phone to manage both PC and desk phone calls

VOYAGER LEGEND CS
Wireless Bluetooth headset system manages desk phone and mobile calls

EHS Setup

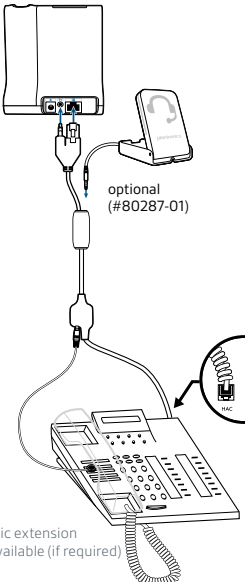
Use the EHS setup below to automatically answer a desk phone call by pressing a button on your Savi 700 Series or CS500 Series headset or MDA200 or Voyager Legend CS.

AVAYA MODELS: 1408, 1416, 1608, 1616, 9404, 9406, 9408, 9504, 9508, 9608, 9611, 9620, 9621, 9630, 9640, 9641G, 9650, 9670, 9620L

AVAYA MODELS: 2410, 4630, 6416D+M, 6424D+M

AVAYA MODELS: 2420, 4610, 4610SW, 4620, 4620SW, 4621SW, 4622SW, 4625SW, 4630SW, 5410, 5420, 5610, 5620, 5621

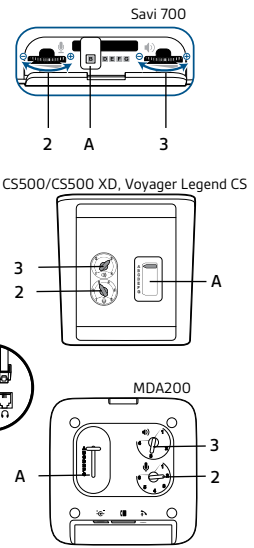
SETUP



optional (#80287-01)

Mic extension available (if required)

CONFIGURATION

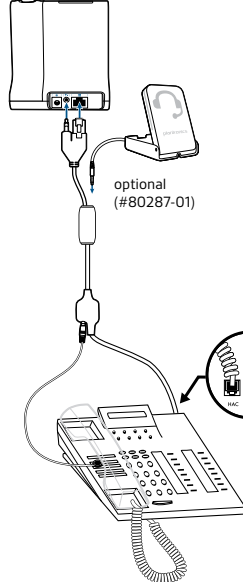


Savi 700: 2 A 3

CS500/CS500 XD, Voyager Legend CS: 3 A

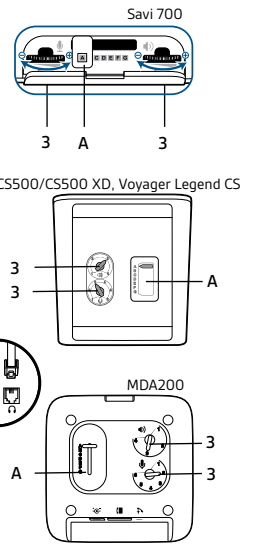
MDA200: 3 A 2

SETUP



optional (#80287-01)

CONFIGURATION

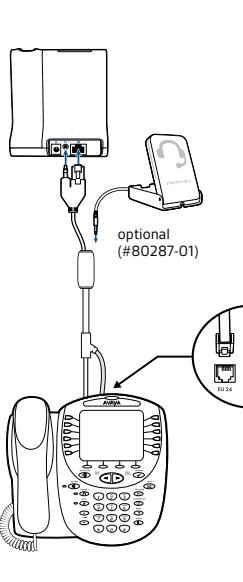


Savi 700: 3 A 3

CS500/CS500 XD, Voyager Legend CS: 3 A

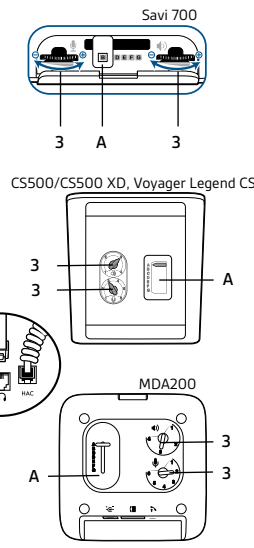
MDA200: 3 A 3

SETUP



optional (#80287-01)

CONFIGURATION









Savi 700: 3 A 3

CS500/CS500 XD, Voyager Legend CS: 3 A

MDA200: 3 A 3

Electronic Hook Switch for Avaya-Nortel

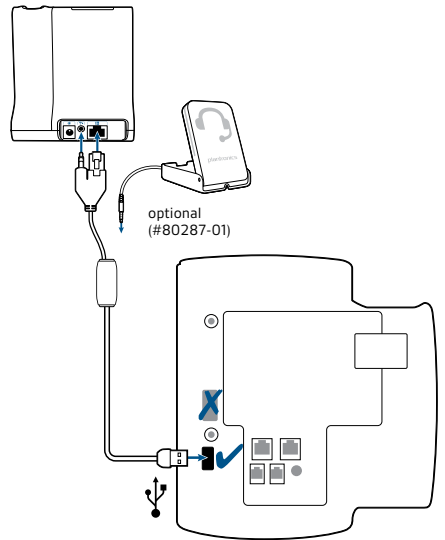
<p>Avaya-Nortel</p> <p>DESK PHONE MODELS 1120E 1140E 1150E 1165E</p> 	<p>EHS Cable</p> <p>APU-72™ PN: 202578-01</p> 	<p>Plantronics Audio Solutions</p> <div style="display: flex; justify-content: space-around;"> <div data-bbox="1207 316 1354 625">  <p>SAVI 700 SERIES Wireless headset system manages PC, mobile and desk phone calls</p> </div> <div data-bbox="1396 349 1543 625">  <p>CS500/CS500 XD SERIES Wireless headsets manage desk phone calls</p> </div> <div data-bbox="1585 397 1732 625">  <p>MDA200 Enables USB connectivity to the desk phone to manage both PC and desk phone calls</p> </div> <div data-bbox="1816 341 1963 625">  <p>VOYAGER LEGEND CS Wireless Bluetooth headset system manages desk phone and mobile calls</p> </div> </div>
---	---	---

EHS Setup

Use the EHS setup below to automatically answer a desk phone call by pressing a button on your Savi 700 Series or CS500 Series headset or MDA200 or Voyager Legend CS.

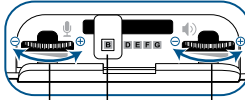
NORTEL MODELS: 1120E, 1140E, 1150E, 1165E

SETUP



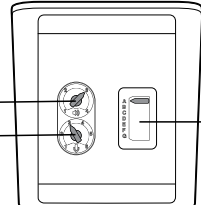
CONFIGURATION

Savi 700



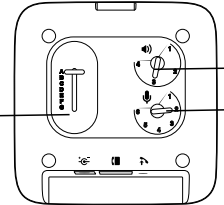
2 A 3

CS500/CS500 XD, Voyager Legend CS









3 2 A

MDA200



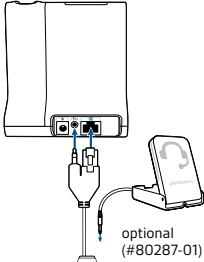
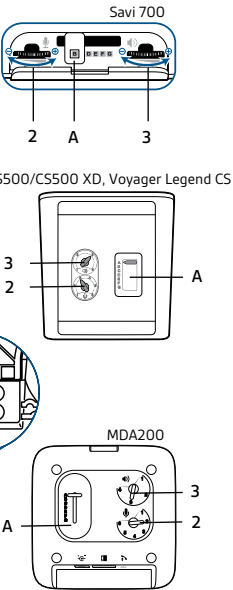
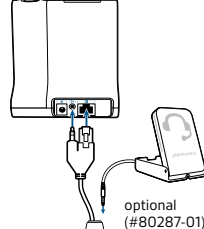
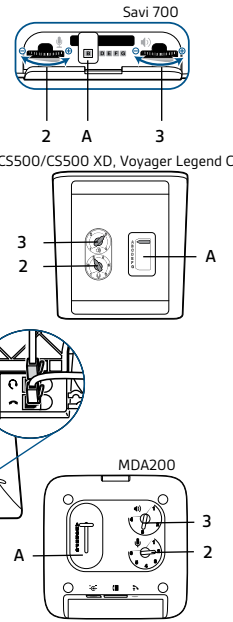
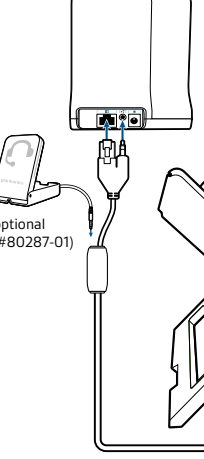
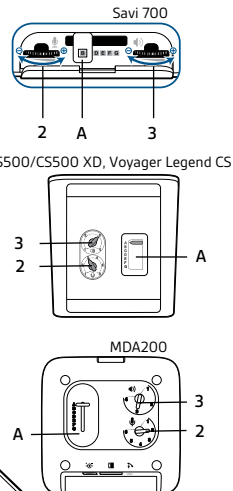
3 2 A

Electronic Hook Switch for Cisco









	DESK PHONE MODELS APC-43 CABLE 6945 7965G 7821 7975G 7841 8841 7861 8845 7942G 8851 7945G 8861 7962G 8865	EHS Cable APC-43™* PN: 38350-13 APU-72* PN: 202578-01		Plantronics Audio Solutions			
	APU-72 CABLE 8851 9971 8861 DX650 8865 DX70 8961 DX80 9951						
		*APC-43 replaces APC-42™; APU-72 replaces APU-71™		SAVI 700 SERIES Wireless headset system manages PC, mobile and desk phone calls	CS500/CS500 XD SERIES Wireless headsets manage desk phone calls	MDA200 Enables USB connectivity to the desk phone to manage both PC and desk phone calls	VOYAGER LEGEND CS Wireless Bluetooth headset system manages desk phone and mobile calls

EHS Setup

Use the EHS setup below to automatically answer a desk phone call by pressing a button on your Savi 700 Series or CS500 Series headset or MDA200 or Voyager Legend CS.

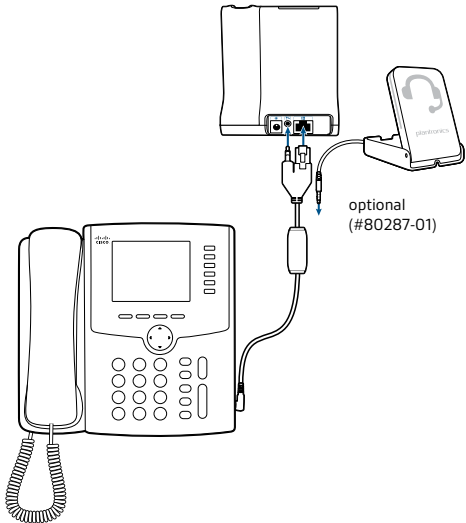
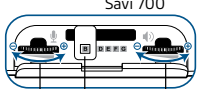
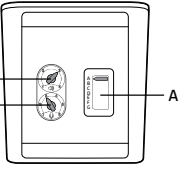
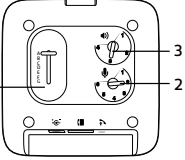
<p>CISCO MODELS: 7942G, 7945G, 7962G, 7965G, 7975G, 7821, 7841, 7861, 8841, 8845, 8851, 8861, 8865</p> <p>SETUP</p>  <p>CONFIGURATION</p> 	<p>CISCO MODELS: 7942G, 7945G, 7962G, 7965G, 7975G, 7821, 7841, 7861, 8841, 8845, 8851, 8861, 8865 (Note: Installation with sidebar)</p> <p>SETUP</p>  <p>CONFIGURATION</p>  <p>Adapter Cord 85638-01</p>	<p>CISCO MODELS: 8961, 9951, 9971, 8851, 8861, 6945, DX70, DX80, DX650</p> <p>SETUP</p>  <p>CONFIGURATION</p> 
---	--	--

Electronic Hook Switch for Cisco



<p>Cisco</p>  <p>DESK PHONE MODELS APC-45 CABLE SPA512 SPA514 SPA525G2</p> <p>APC-82 CABLE 8941 8945 8945G 8946 8965 8965G</p>	+	<p>EHS Cable</p> <p>APC-45™ P/N: 87317-01</p>  <p>APU-82 PN: 201081-01</p> 	+	<p>Plantronics Audio Solutions</p>  <div style="display: flex; justify-content: space-around;"> <div data-bbox="1218 365 1354 511">  <p>SAVI 700 SERIES Wireless headset system manages PC, mobile and desk phone calls</p> </div> <div data-bbox="1396 365 1533 511">  <p>CS500/CS500 XD SERIES Wireless headsets manage desk phone calls</p> </div> <div data-bbox="1585 397 1732 511">  <p>MDA200 Enables USB connectivity to the desk phone to manage both PC and desk phone calls</p> </div> <div data-bbox="1806 341 1942 511">  <p>VOYAGER LEGEND CS Wireless Bluetooth headset system manages desk phone and mobile calls</p> </div> </div>
--	---	--	---	---

EHS Setup

Use the EHS setup below to automatically answer a desk phone call by pressing a button on your Savi 700 Series or CS500 Series headset or MDA200 or Voyager Legend CS.

<p>CISCO MODELS: SPA512, SPA514, SPA525G2</p> <p>SETUP</p>  <p>CONFIGURATION</p> 	<p>CISCO MODELS: 8941, 8945, 8945G, 8946, 8965, 8965G</p> <p>SETUP</p>  <p>CONFIGURATION</p> 
---	--

Electronic Hook Switch for Funkwerk

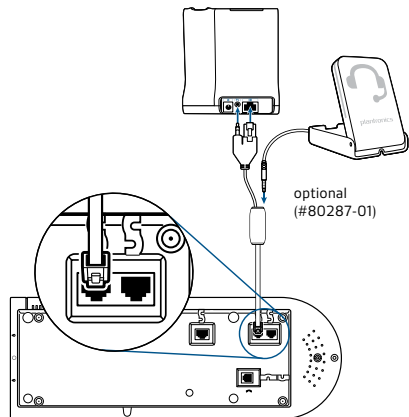
<p>Funkwerk</p> <p>DESK PHONE MODELS CS410 CS410-U IP-S400 CS290-U IP290 plus</p> 	+	<p>EHS Cable</p> <p>APS-11* PN: 37818-11</p>  <p>*APS-11 replaces APS-10</p>	+	<p>Plantronics Audio Solutions</p> <div style="display: flex; justify-content: space-around;"> <div data-bbox="1207 316 1312 365"> </div> <div data-bbox="1228 365 1354 503"> </div> <div data-bbox="1407 349 1533 503"> </div> <div data-bbox="1585 397 1743 511"> </div> <div data-bbox="1816 341 1953 503"> </div> </div> <div style="display: flex; justify-content: space-around; margin-top: 10px;"> <div data-bbox="1207 519 1365 625"> <p>SAVI 700 SERIES Wireless headset system manages PC, mobile and desk phone calls</p> </div> <div data-bbox="1386 519 1554 625"> <p>CS500/CS500 XD SERIES Wireless headsets manage desk phone calls</p> </div> <div data-bbox="1575 519 1764 625"> <p>MDA200 Enables USB connectivity to the desk phone to manage both PC and desk phone calls</p> </div> <div data-bbox="1785 519 1974 625"> <p>VOYAGER LEGEND CS Wireless Bluetooth headset system manages desk phone and mobile calls</p> </div> </div>
---	---	--	---	---

EHS Setup

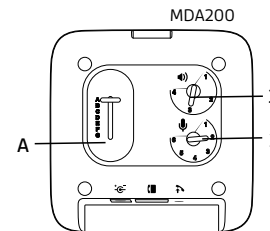
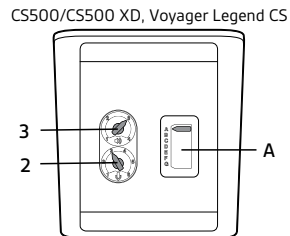
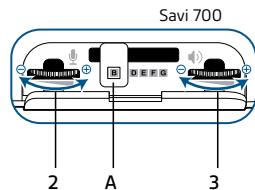
Use the EHS setup below to automatically answer a desk phone call by pressing a button on your Savi 700 Series or CS500 Series headset or MDA200 or Voyager Legend CS.

FUNKWERK MODELS: CS410, CS410-U, IP-S400, CS290-U, IP290 PLUS

SETUP



CONFIGURATION



Electronic Hook Switch for Mitel


Mitel



DESK PHONE MODELS	
APS-11 CABLE	
5380	6865i
5370	6867i
6771	6869i
6773	5370ip
6775	5380ip
6735i*	6773ip
6737i*	6775ip
6739i	7434ip
6753i*	7444ip
6755i*	6757i CT
6757i*	

APU-75 CABLE	
6867	6869

EHS Cable




APS-11*
PN: 37818-11

APU-75
PN: 202678-01

*APS-11 replaces APS-10

Plantronics Audio Solutions



SAVI 700 SERIES
Wireless headset system manages PC, mobile and desk phone calls

CS500/CS500 XD SERIES
Wireless headsets manage desk phone calls

MDA200
Enables USB connectivity to the desk phone to manage both PC and desk phone calls

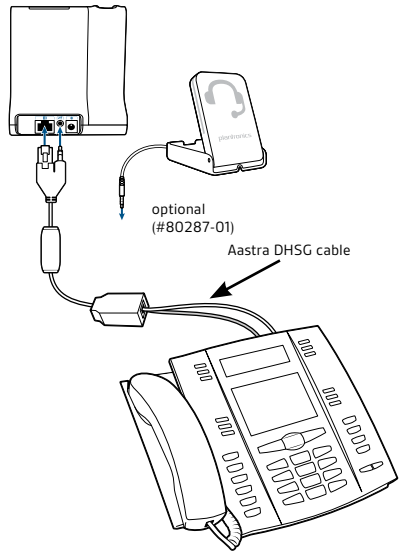
VOYAGER LEGEND CS
Wireless Bluetooth headset system manages desk phone and mobile calls

EHS Setup


Use the EHS setup below to automatically answer a desk phone call by pressing a button on your Savi 700 Series or CS500 Series headset or MDA200 or Voyager Legend CS.

MITEL MODELS: 6737i, 6735i, 6757i, 6755i, 6753i

SETUP



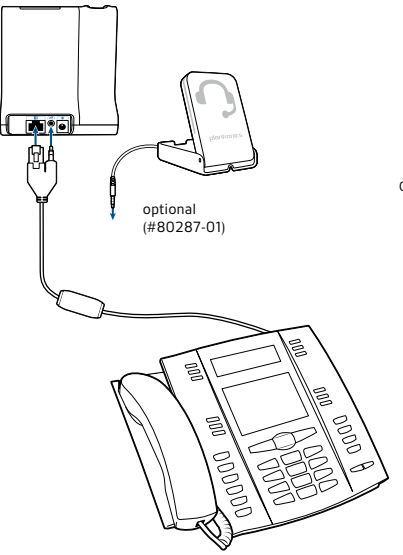
optional (#80287-01)
Aastra DHSG cable



Only the Aastra DHSG cable should be connected directly to your phone. No 3rd party DHSG cables should be connected directly to the Aastra IP phone.

MITEL MODELS: 6739i, 5380IP, 5370IP, 6775IP, 6773IP, 7444IP, 7434IP, 5380, 5370, 6775, 6773, 6771, 6757i CT

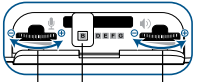
SETUP



optional (#80287-01)

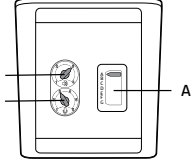
CONFIGURATION

Savi 700



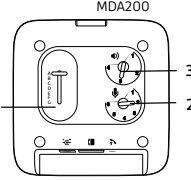
2 A 3

CS500/CS500 XD, Voyager Legend CS



3 A
2

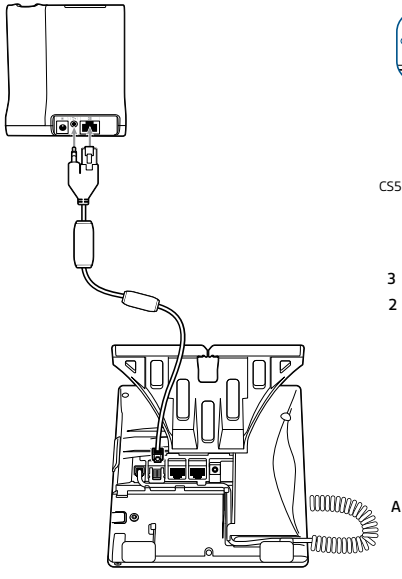
MDA200



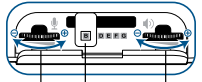
3
A 2

MITEL MODELS: 6865i, 6867i, 6869i

SETUP

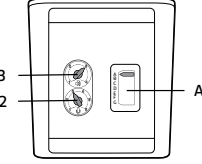


Savi 700



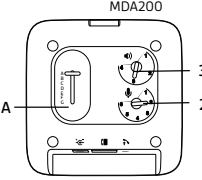
2 A 3

CS500/CS500 XD, Voyager Legend CS





3 A
2

MDA200



3
A 2

Electronic Hook Switch for NEC

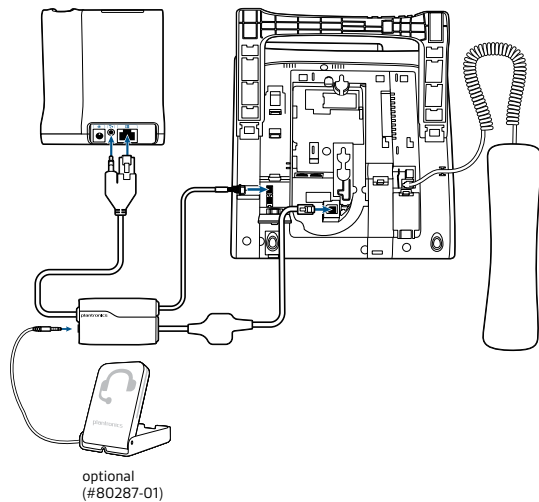
<p>NEC</p> <p>DESK PHONE MODELS DT 330/430 DT 730 DT 750 DT830/830G</p> 	+	<p>EHS Cable</p> <p>APN-91™ PN: 89280-11</p> 	+	<p>Plantronics Audio Solutions</p> <div style="display: flex; justify-content: space-around;"> <div data-bbox="1207 316 1312 365"> </div> <div data-bbox="1228 365 1354 503"> </div> <div data-bbox="1407 349 1522 503"> </div> <div data-bbox="1585 397 1732 511"> </div> <div data-bbox="1816 341 1942 503"> </div> </div> <div style="display: flex; justify-content: space-around; margin-top: 10px;"> <div data-bbox="1207 511 1365 625"> <p>SAVI 700 SERIES Wireless headset system manages PC, mobile and desk phone calls</p> </div> <div data-bbox="1386 511 1554 625"> <p>CS500/CS500 XD SERIES Wireless headsets manage desk phone calls</p> </div> <div data-bbox="1575 511 1764 625"> <p>MDA200 Enables USB connectivity to the desk phone to manage both PC and desk phone calls</p> </div> <div data-bbox="1785 511 1974 625"> <p>VOYAGER LEGEND CS Wireless Bluetooth headset system manages desk phone and mobile calls</p> </div> </div>
--	---	--	---	---

EHS Setup

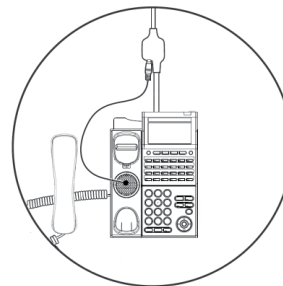
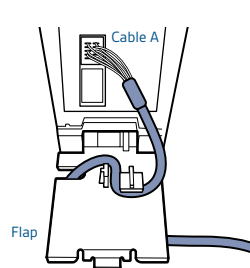
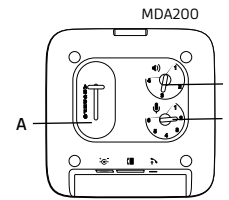
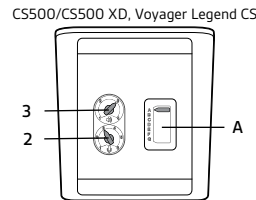
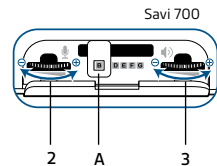
Use the EHS setup below to automatically answer a desk phone call by pressing a button on your Savi 700 Series or CS500 Series headset or MDA200 or Voyager Legend CS.

NEC MODELS: DT 330/430, DT 730, DT 750, DT830/830G

SETUP



CONFIGURATION









Install the ringer detect device on the phone over the speaker, under the handset. This is then plugged into the socket mounted midway along the audio cable. Supports only DT700/300 Series. Please contact NEC for more information.

⚠ Note: Disconnect the phone from the network cable prior to installing the EHS cable. Insert cable "A" per diagram, and install the plastic flap included with the APN-91 cable, per the diagram prior to reconnecting the network connection. Please wait 20-30 seconds after all connections are made before pressing the headset button to make a call. Please contact NEC for more information.

For phone set-up, please refer to your specific phone manufacturer's instructions.

*The NEC DT Series phones come in 2 versions, the std SIP (used with NEC product SIP@NET and 3C) and the i-SIP/N-SIP versions which are used with the SV8100, SV8300 and SV8500. The APN-91 only works with the i-SIP/N-SIP versions of the DT700 terminals.

Electronic Hook Switch for Polycom

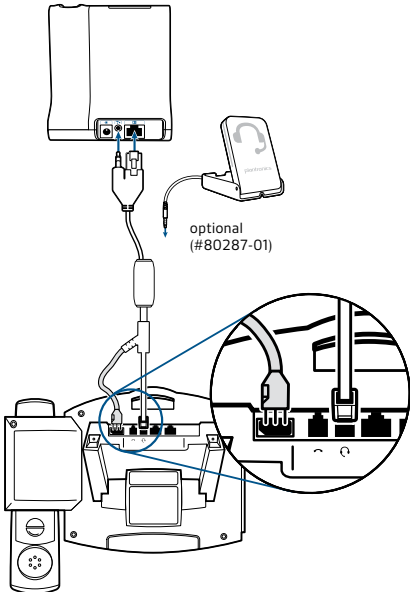
<p>Polycom</p>  <p>DESK PHONE MODELS SoundPoint® IP 320 SoundPoint IP 321 SoundPoint IP 330 SoundPoint IP 331 SoundPoint IP 335 SoundPoint IP 430 SoundPoint IP 450 SoundPoint IP 550 SoundPoint IP 560 SoundPoint IP 650 SoundPoint IP 670 VVX300 VVX500 VVX310 VVX600 VVX400 VVX1500 VVX410</p>	+	<p>EHS Cable</p> <p>APP-51™* PN: 38439-11</p> 	+	<p>Plantronics Audio Solutions</p> <div style="display: flex; justify-content: space-around;"> <div style="text-align: center;">  <p>SAVI 700 SERIES Wireless headset system manages PC, mobile and desk phone calls</p> </div> <div style="text-align: center;">  <p>CS500/CS500 XD SERIES Wireless headsets manage desk phone calls</p> </div> <div style="text-align: center;">  <p>MDA200 Enables USB connectivity to the desk phone to manage both PC and desk phone calls</p> </div> <div style="text-align: center;">  <p>VOYAGER LEGEND CS Wireless Bluetooth headset system manages desk phone and mobile calls</p> </div> </div>
---	---	--	---	---

EHS Setup

Use the EHS setup below to automatically answer a desk phone call by pressing a button on your Savi 700 Series or CS500 Series headset or MDA200 or Voyager Legend CS.

POLYCOM MODELS: SOUNDPOINT IP 320, 321, 330, 331, 335, 430, 450, 550, 560, 650, 670, VVX300, VVX310, VVX400, VVX410, VVX500, VVX600, VVX1500

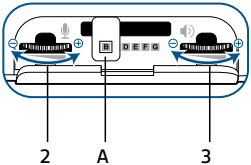
SETUP



optional (#80287-01)

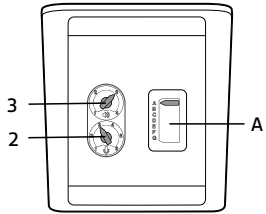
CONFIGURATION

Savi 700



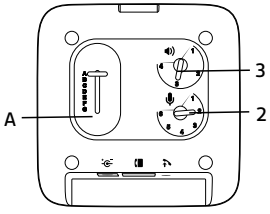
2 A 3

CS500/CS500 XD, Voyager Legend CS


















3 A 2

MDA200



3 A 2

Electronic Hook Switch for ShoreTel

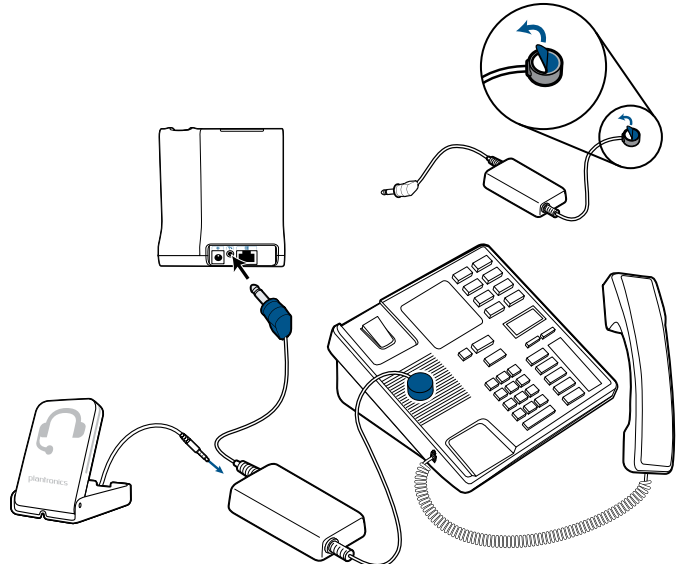
<p>ShoreTel</p>  <p>DESK PHONE MODELS</p> <table border="0"> <tr><td>IIP212K</td><td>IP485G</td></tr> <tr><td>IP230</td><td>IP560</td></tr> <tr><td>IP265</td><td>IP560 (g)</td></tr> <tr><td>IP480</td><td>IP565 (g)</td></tr> <tr><td>IP480G</td><td>IP655*</td></tr> </table>	IIP212K	IP485G	IP230	IP560	IP265	IP560 (g)	IP480	IP565 (g)	IP480G	IP655*	+	<p>EHS Cable</p> <p>RD-1™ PN: 78887-01 Not available in Europe. Please use the HL10 Lifter.</p>  <p>*IP 655 uses APD-80 with ShoreTel software version 14 and above</p>	+	<p>Plantronics Audio Solutions</p>  <table border="0"> <tr> <td data-bbox="1218 365 1354 503">  <p>SAVI 700 SERIES Wireless headset system manages PC, mobile and desk phone calls</p> </td> <td data-bbox="1396 365 1533 503">  <p>CS500/CS500 XD SERIES Wireless headsets manage desk phone calls</p> </td> <td data-bbox="1585 406 1732 503">  <p>MDA200 Enables USB connectivity to the desk phone to manage both PC and desk phone calls</p> </td> <td data-bbox="1806 341 1942 503">  <p>VOYAGER LEGEND CS Wireless Bluetooth headset system manages desk phone and mobile calls</p> </td> </tr> </table>	 <p>SAVI 700 SERIES Wireless headset system manages PC, mobile and desk phone calls</p>	 <p>CS500/CS500 XD SERIES Wireless headsets manage desk phone calls</p>	 <p>MDA200 Enables USB connectivity to the desk phone to manage both PC and desk phone calls</p>	 <p>VOYAGER LEGEND CS Wireless Bluetooth headset system manages desk phone and mobile calls</p>
IIP212K	IP485G																	
IP230	IP560																	
IP265	IP560 (g)																	
IP480	IP565 (g)																	
IP480G	IP655*																	
 <p>SAVI 700 SERIES Wireless headset system manages PC, mobile and desk phone calls</p>	 <p>CS500/CS500 XD SERIES Wireless headsets manage desk phone calls</p>	 <p>MDA200 Enables USB connectivity to the desk phone to manage both PC and desk phone calls</p>	 <p>VOYAGER LEGEND CS Wireless Bluetooth headset system manages desk phone and mobile calls</p>															

EHS Setup

Use the EHS setup below to automatically answer a desk phone call by pressing a button on your Savi 700 Series or CS500 Series headset or MDA200 or Voyager Legend CS.

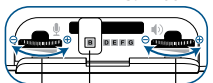
SHORTEL MODELS: IP 212K, 230, 265, 480, 480G, 485G, 560, 560G, 565G, 655

SETUP



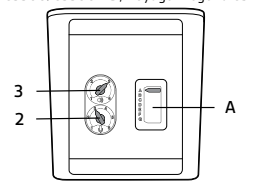
CONFIGURATION

Savi 700



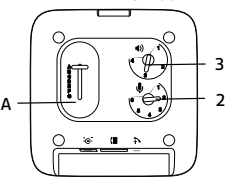
2 A 3

CS500/CS500 XD, Voyager Legend CS



3 2 A

MDA200



3 2 A

Electronic Hook Switch for Snom

<p>Snom</p>  <p>Firmware Min 6.5.8</p>	<p>DESK PHONE MODELS</p> <p>320 360 370 820 870</p>	+	<p>EHS Cable</p> <p>ORDER FROM SNOM EHS Advance PN: 2362</p> 	+	<p>Plantronics Audio Solutions</p> <div style="display: flex; justify-content: space-around;"> <div style="text-align: center;">  <p>SAVI 700 SERIES Wireless headset system manages PC, mobile and desk phone calls</p> </div> <div style="text-align: center;">  <p>CS500/CS500 XD SERIES Wireless headsets manage desk phone calls</p> </div> <div style="text-align: center;">  <p>MDA200 Enables USB connectivity to the desk phone to manage both PC and desk phone calls</p> </div> <div style="text-align: center;">  <p>VOYAGER LEGEND CS Wireless Bluetooth headset system manages desk phone and mobile calls</p> </div> </div>
--	--	---	--	---	---

EHS Setup

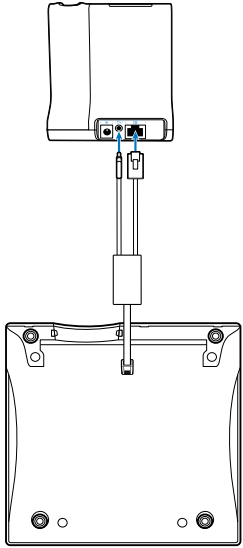
Use the EHS setup below to automatically answer a desk phone call by pressing a button on your Savi 700 Series or CS500 Series headset or MDA200 or Voyager Legend CS.

SNOM MODELS: 320, 360, 370, 820, 821, 870

SETUP

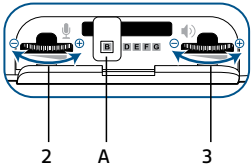
CONFIGURATION

Savi 700



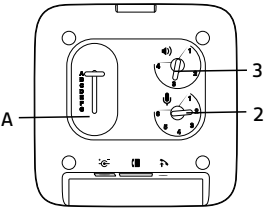
2 A 3

CS500/CS500 XD, Voyager Legend CS

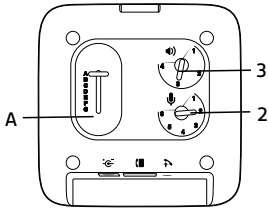


3 2 A
















MDA200



3 2 A

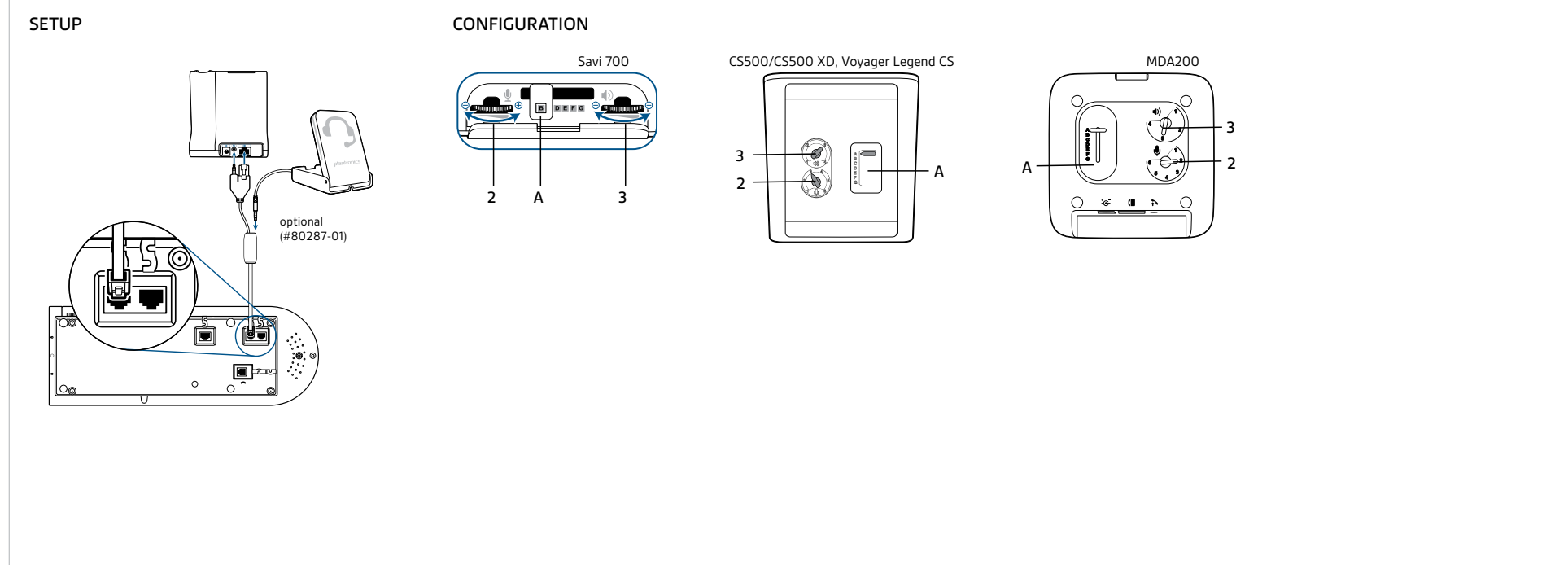


Electronic Hook Switch for Tenovis







<p>Tenovis</p>  <p>DESK PHONE MODELS T3 Classic with Interface Adapter T3 IP Classic T3 IP II Classic T3 IP Classic with Interface Adapter TH13 TM13 TS13 T3 Compact T3 IP Comfort T3 IP II Comfort OS 13 OS33</p>	<p>EHS Cable</p> <p>APT-31™* PN: 37820-11</p>  <p>*APT-31 replaces APT-30™</p>	<p>Plantronics Audio Solutions</p>  <table border="0"> <tr> <td data-bbox="1207 365 1375 511">  <p>SAVI 700 SERIES Wireless headset system manages PC, mobile and desk phone calls</p> </td> <td data-bbox="1396 365 1564 511">  <p>CS500/CS500 XD SERIES Wireless headsets manage desk phone calls</p> </td> <td data-bbox="1585 365 1753 511">  <p>MDA200 Enables USB connectivity to the desk phone to manage both PC and desk phone calls</p> </td> <td data-bbox="1774 365 1942 511">  <p>VOYAGER LEGEND CS Wireless Bluetooth headset system manages desk phone and mobile calls</p> </td> </tr> </table>	 <p>SAVI 700 SERIES Wireless headset system manages PC, mobile and desk phone calls</p>	 <p>CS500/CS500 XD SERIES Wireless headsets manage desk phone calls</p>	 <p>MDA200 Enables USB connectivity to the desk phone to manage both PC and desk phone calls</p>	 <p>VOYAGER LEGEND CS Wireless Bluetooth headset system manages desk phone and mobile calls</p>
 <p>SAVI 700 SERIES Wireless headset system manages PC, mobile and desk phone calls</p>	 <p>CS500/CS500 XD SERIES Wireless headsets manage desk phone calls</p>	 <p>MDA200 Enables USB connectivity to the desk phone to manage both PC and desk phone calls</p>	 <p>VOYAGER LEGEND CS Wireless Bluetooth headset system manages desk phone and mobile calls</p>			

EHS Setup
 Use the EHS setup below to automatically answer a desk phone call by pressing a button on your Savi 700 Series or CS500 Series headset or MDA200 or Voyager Legend CS.

TENOVIS MODELS: T3 CLASSIC WITH INTERFACE ADAPTER, T3 IP CLASSIC, T3 IP II CLASSIC T3 CLASSIC WITH INTERFACE ADAPTER, TH13, TM13, TS13, T3 COMPACT, T3 IP COMFORT, T3 IP II COMFORT, OS 13, OS33



Electronic Hook Switch for Tiptel

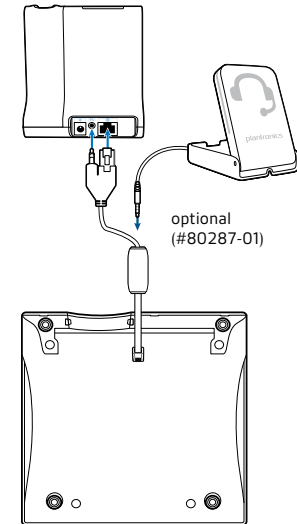
<p>Tiptel</p>  <p>DESK PHONE MODELS 85 System (works with PABX Family Tiptel 3011/22 system/office) 274 275</p>	+	<p>EHS Cable</p> <p>APS-11* PN: 37818-11</p>  <p>*APS-11 replaces APS-10</p>	+	<p>Plantronics Audio Solutions</p> <div style="display: flex; justify-content: space-around;"> <div style="text-align: center;">  <p>SAVI 700 SERIES Wireless headset system manages PC, mobile and desk phone calls</p> </div> <div style="text-align: center;">  <p>CS500/CS500 XD SERIES Wireless headsets manage desk phone calls</p> </div> <div style="text-align: center;">  <p>MDA200 Enables USB connectivity to the desk phone to manage both PC and desk phone calls</p> </div> <div style="text-align: center;">  <p>VOYAGER LEGEND CS Wireless Bluetooth headset system manages desk phone and mobile calls</p> </div> </div>
--	---	---	---	---

EHS Setup

Use the EHS setup below to automatically answer a desk phone call by pressing a button on your Savi 700 Series or CS500 Series headset or MDA200 or Voyager Legend CS.

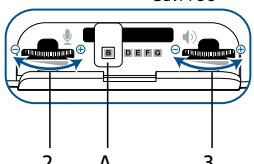
TIPTEL MODELS: 85 SYSTEM, 274, 275

SETUP

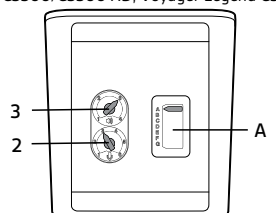


CONFIGURATION

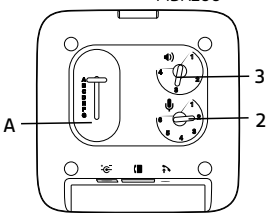
Savi 700


















CS500/CS500 XD, Voyager Legend CS



MDA200



Electronic Hook Switch for Toshiba

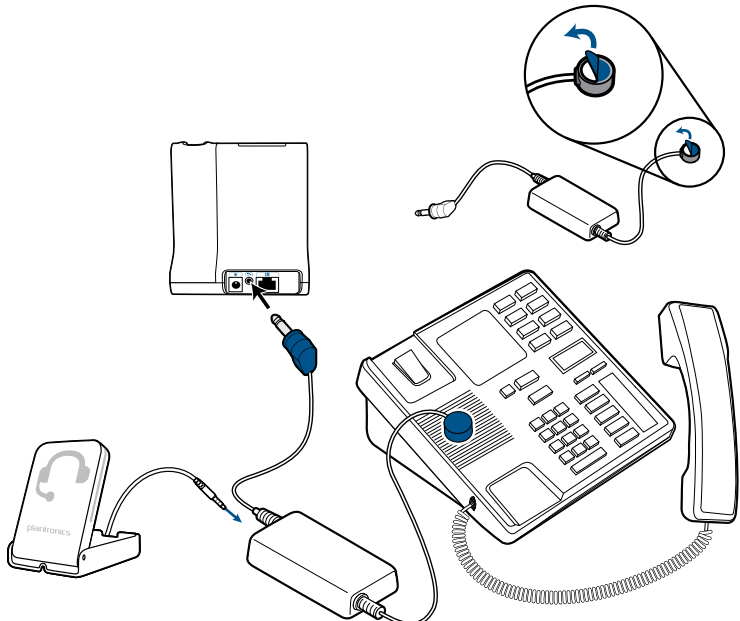
<p>Toshiba</p>  <p>DESK PHONE MODELS DP 5118-DP IPT 2008 SDL DP 5130-SDL IPT 2010-SD DP 5X22-SD IPT 2020-SD DP 5X32-SD</p>	+	<p>EHS Cable</p> <p>RD-1 PN: 78887-01 <i>Not available in Europe. Please use the HL10 Lifter.</i></p> 	+	<p>Plantronics Audio Solutions</p>  <table border="0"> <tr> <td data-bbox="1228 365 1354 511">  <p>SAVI 700 SERIES Wireless headset system manages PC, mobile and desk phone calls</p> </td> <td data-bbox="1396 349 1522 511">  <p>CS500/CS500 XD SERIES Wireless headsets manage desk phone calls</p> </td> <td data-bbox="1585 397 1732 511">  <p>MDA200 Enables USB connectivity to the desk phone to manage both PC and desk phone calls</p> </td> <td data-bbox="1816 341 1942 511">  <p>VOYAGER LEGEND CS Wireless Bluetooth headset system manages desk phone and mobile calls</p> </td> </tr> </table>	 <p>SAVI 700 SERIES Wireless headset system manages PC, mobile and desk phone calls</p>	 <p>CS500/CS500 XD SERIES Wireless headsets manage desk phone calls</p>	 <p>MDA200 Enables USB connectivity to the desk phone to manage both PC and desk phone calls</p>	 <p>VOYAGER LEGEND CS Wireless Bluetooth headset system manages desk phone and mobile calls</p>
 <p>SAVI 700 SERIES Wireless headset system manages PC, mobile and desk phone calls</p>	 <p>CS500/CS500 XD SERIES Wireless headsets manage desk phone calls</p>	 <p>MDA200 Enables USB connectivity to the desk phone to manage both PC and desk phone calls</p>	 <p>VOYAGER LEGEND CS Wireless Bluetooth headset system manages desk phone and mobile calls</p>					

EHS Setup

Use the EHS setup below to automatically answer a desk phone call by pressing a button on your Savi 700 Series or CS500 Series headset or MDA200 or Voyager Legend CS.

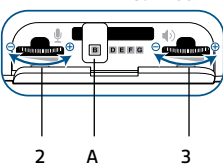
TOSHIBA MODELS: DP 051180-DP, DP 5130-SDL, DP 5X22-SD, DP-5X32, IPT 2008-SDL, IPT 2010-SDL, IPT 2020-SD

SETUP



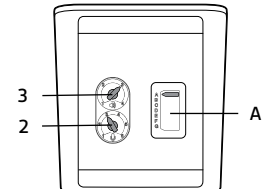
CONFIGURATION

Savi 700



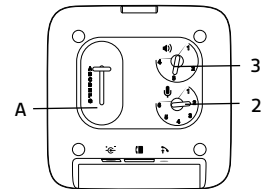
2 A 3

CS500/CS500 XD, Voyager Legend CS









3 2 A

MDA200

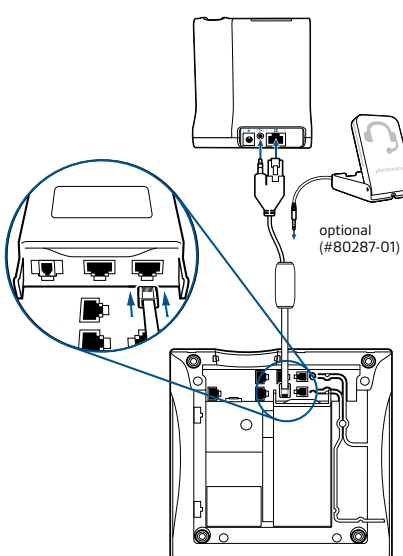
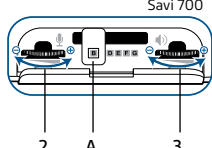
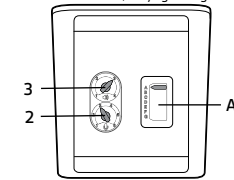
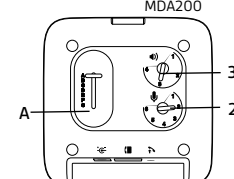
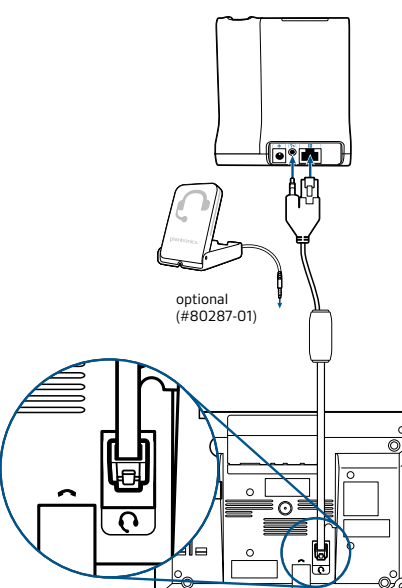
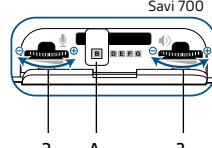
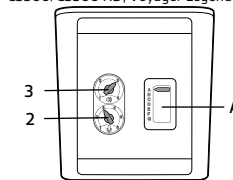
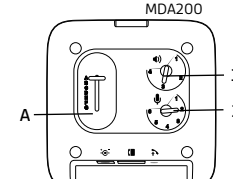


3 2 A








Electronic Hook Switch for T-Systems

<p>T-Systems</p>  <p>DESK PHONE MODELS F20 F30 F40 F50 F630 F640 F660 F680</p>	+	<p>EHS Cable</p> <p>APS-11* PN: 37818-11</p>  <p>*APS-11 replaces APS-10</p>	+	<p>Plantronics Audio Solutions</p>
				<div style="display: flex; justify-content: space-around; align-items: flex-start;"> <div style="text-align: center;">  <p>SAVI 700 SERIES Wireless headset system manages PC, mobile and desk phone calls</p> </div> <div style="text-align: center;">  <p>CS500/CS500 XD SERIES Wireless headsets manage desk phone calls</p> </div> <div style="text-align: center;">  <p>MDA200 Enables USB connectivity to the desk phone to manage both PC and desk phone calls</p> </div> <div style="text-align: center;">  <p>VOYAGER LEGEND CS Wireless Bluetooth headset system manages desk phone and mobile calls</p> </div> </div>

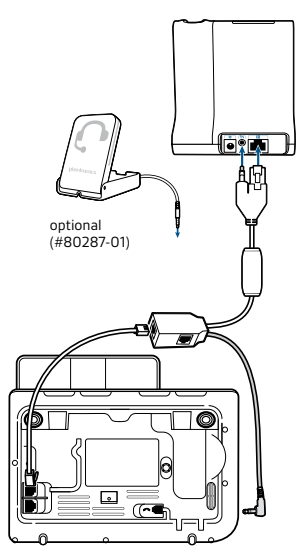
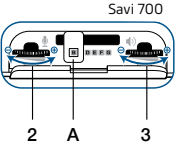
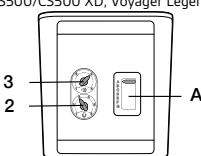
EHS Setup
 Use the EHS setup below to automatically answer a desk phone call by pressing a button on your Savi 700 Series or CS500 Series headset or MDA200 or Voyager Legend CS.

<p>T-SYSTEMS MODELS: F20, F30, F40, F50</p> <p>SETUP</p> 	<p>CONFIGURATION</p> <p>Savi 700</p>  <p>CS500/CS500 XD, Voyager Legend CS</p>  <p>MDA200</p> 	<p>T-SYSTEMS MODELS: F630, F640, F660, F680</p> <p>SETUP</p> 	<p>CONFIGURATION</p> <p>Savi 700</p>  <p>CS500/CS500 XD, Voyager Legend CS</p>  <p>MDA200</p> 
---	---	---	---







Electronic Hook Switch for T-Systems

<p>T-Systems</p>  <p>DESK PHONE MODELS 140 IP 141 150 IP 151 160 IP</p>	+	<p>EHS Cable</p> <p>APA-23* PN: 38908-11</p>  <p><small>*APA-23 replaces APA-20 and APA-22</small></p>	+	<p>Plantronics Audio Solutions</p>
				
				<div style="display: flex; justify-content: space-around;"> <div style="text-align: center;">  <p>SAVI 700 SERIES Wireless headset system manages PC, mobile and desk phone calls</p> </div> <div style="text-align: center;">  <p>CS500/CS500 XD SERIES Wireless headsets manage desk phone calls</p> </div> <div style="text-align: center;">  <p>MDA200 Enables USB connectivity to the desk phone to manage both PC and desk phone calls</p> </div> <div style="text-align: center;">  <p>VOYAGER LEGEND CS Wireless Bluetooth headset system manages desk phone and mobile calls</p> </div> </div>

EHS Setup
Use the EHS setup below to automatically answer a desk phone call by pressing a button on your Savi 700 Series or CS500 Series headset or MDA200 or Voyager Legend CS.

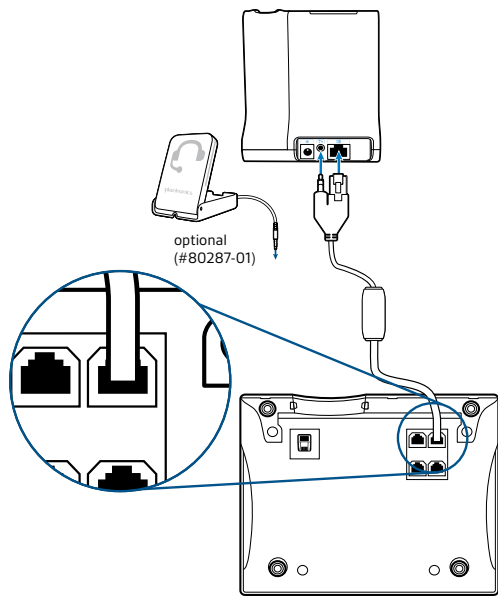
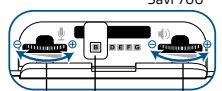
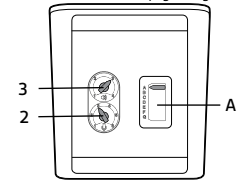
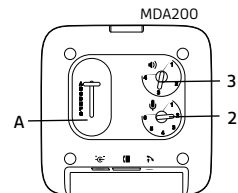
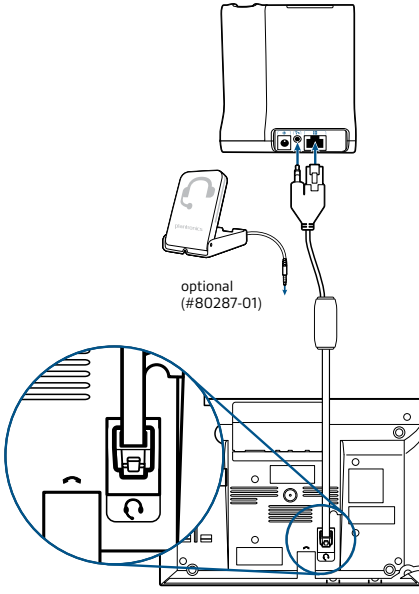
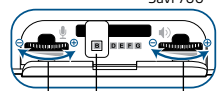
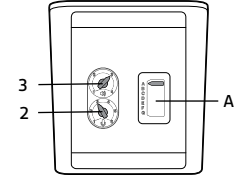
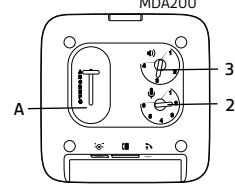
T-SYSTEMS MODELS: IP PHONES	T-SYSTEMS MODELS: 141, 151	T-SYSTEMS MODELS: MY IC 8082
<p>SETUP</p>  <p>optional (#80287-01)</p> <p>CONFIGURATION</p> <p>Savi 700 2 A 3</p> <p>CS500/CS500 XD, Voyager Legend CS 3 A 2</p> <p>MDA200 3 A 2</p>	<p>SETUP</p>  <p>optional (#80287-01)</p> <p>CONFIGURATION</p> <p>Savi 700 2 A 3</p> <p>CS500/CS500 XD, Voyager Legend CS 3 A 2</p> <p>MDA200 3 A 2</p>	<p>SETUP</p>  <p>optional (#80287-01)</p> <p>CONFIGURATION</p> <p>Savi 700 2 A 3</p> <p>CS500/CS500 XD, Voyager Legend CS 3 A 2</p> <p>MDA200 3 A 2</p>

Electronic Hook Switch for Unify

<p>Unify</p> <p>DESK PHONE MODELS</p> <ul style="list-style-type: none"> OpenScope IP 35G OpenScope IP 55G OpenStage 30 OpenStage 40 OpenStage 60 OpenStage 80 Optipoint 410 Optipoint 420 Optipoint 500 Optipoint 600 	<p>EHS Cable</p> <p>APS-11* PN: 37818-11</p>  <p>*APS-11 replaces APS-10</p>	<p>Plantronics Audio Solutions</p> <div style="display: flex; justify-content: space-around;"> <div data-bbox="1197 308 1354 625">  <p>SAVI 700 SERIES Wireless headset system manages PC, mobile and desk phone calls</p> </div> <div data-bbox="1386 349 1543 625">  <p>CS500/CS500 XD SERIES Wireless headsets manage desk phone calls</p> </div> <div data-bbox="1585 397 1743 625">  <p>MDA200 Enables USB connectivity to the desk phone to manage both PC and desk phone calls</p> </div> <div data-bbox="1795 341 1974 625">  <p>VOYAGER LEGEND CS Wireless Bluetooth headset system manages desk phone and mobile calls</p> </div> </div>
---	---	---

EHS Setup

Use the EHS setup below to automatically answer a desk phone call by pressing a button on your Savi 700 Series or CS500 Series headset or MDA200 or Voyager Legend CS.

<p>UNIFY MODELS: OPENScape IP 35G, OPENScape IP 55G, OPTIPOINT 410, OPTIPOINT 420, OPTIPOINT 500, OPTIPOINT 600</p> <p>SETUP</p>  <p><i>optional (#80287-01)</i></p> <p>CONFIGURATION</p> <p>Savi 700</p>  <p>2 A 3</p> <p>CS500/CS500 XD, Voyager Legend CS</p>  <p>3 A 2</p> <p>MDA200</p>  <p>3 A 2</p>	<p>UNIFY MODELS: OPENStage 30, 40, 60, 80</p> <p>SETUP</p>  <p><i>optional (#80287-01)</i></p> <p>CONFIGURATION</p> <p>Savi 700</p>  <p>2 A 3</p> <p>CS500/CS500 XD, Voyager Legend CS</p>  <p>3 A 2</p> <p>MDA200</p>  <p>3 A 2</p>
--	--

APU-75 EHS Cable for Phones/Softphones

SOFTPHONES

Microsoft Lync
 Microsoft Skype for Business
 All other Plantronics Hub™ supported softphones*

*Plantronics Hub Software required

DESKPHONES

MITEL DESK PHONE MODELS:

6867
 6869

CISCO DESK PHONE MODELS:

8851 DX70
 8961 DX80
 9951 DX650
 9971

EHS Cable

APU-75
 PN: 202678-01



Plantronics Audio Solutions



CS500/CS500 XD SERIES
 Wireless headsets manage desk phone calls



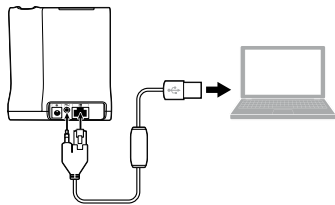
VOYAGER LEGEND CS
 Wireless Bluetooth headset system manages desk phone and mobile calls

EHS Setup

Use the EHS setup below to automatically answer a softphone call, or desk phone call, by pressing a button on your or CS500 Series headset or Voyager Legend CS.

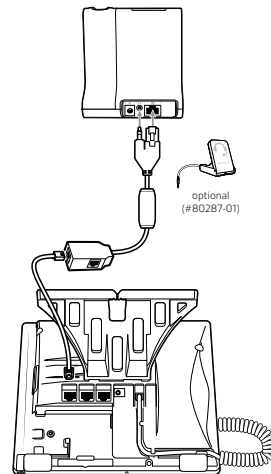
SOFTPHONES:

SETUP

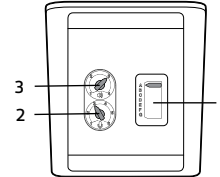


MITEL MODELS: 6867, 6869

SETUP

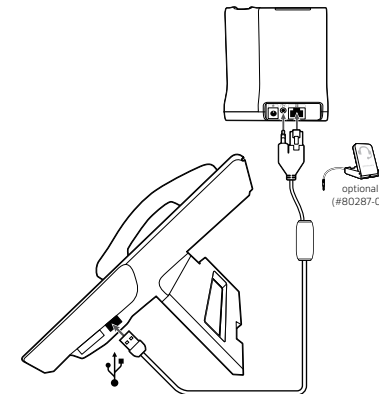


CS500/CS500 XD, Voyager Legend CS



CISCO MODELS: 8851, 8961, 9951, 9971, DX70, DX80, DX650

SETUP



CS500/CS500 XD, Voyager Legend CS

