



ONLIEST & CO

SIZE CHART

A measuring guide for onliest rings, bracelets, and necklaces. Please print this page on an A4 sheet of paper and make sure you choose 'Actual Size' in the print setting.

RING

Place your existing ring on the chart's circles and match your inner ring diameter to find out your aureole ring size. If your ring falls between two sizes, we recommend you to order the larger size.

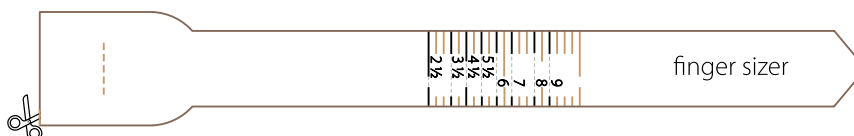
∅ Diameter				
Range	+/- 0.2mm	+/- 0.2mm	+/- 0.2mm	+/- 0.2mm
onliest	2 ½	3 ½	4 ½	5 ½
US / Canada	2 ½	3 ½	4 ½	5 ½
HK / China	5 ½	7 ½	10	12
Europe	44	46	48	51

**MIDI RING**  
worn above the knuckle and can double as toe ring

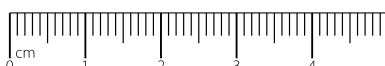
∅ Diameter				
Range	+/- 0.2mm	+/- 0.2mm	+/- 0.2mm	+/- 0.2mm
onliest	6	7	8	9
US / Canada	6	7	8	9
HK / China	13	16	18	20
Europe	52	55	58	60

**FINGER RING**

If you do not have an existing ring on hand, you can cut out the *finger sizer* below, slice the dotted line and insert the pointed end through the slot to find out your ring size. Make sure to tighten the sizer until it is comfortably adjusted to your finger; loosen the sizer if you have larger knuckles.



Check your print accuracy here on this 1:1 scale.



This sizing method is for your reference only.


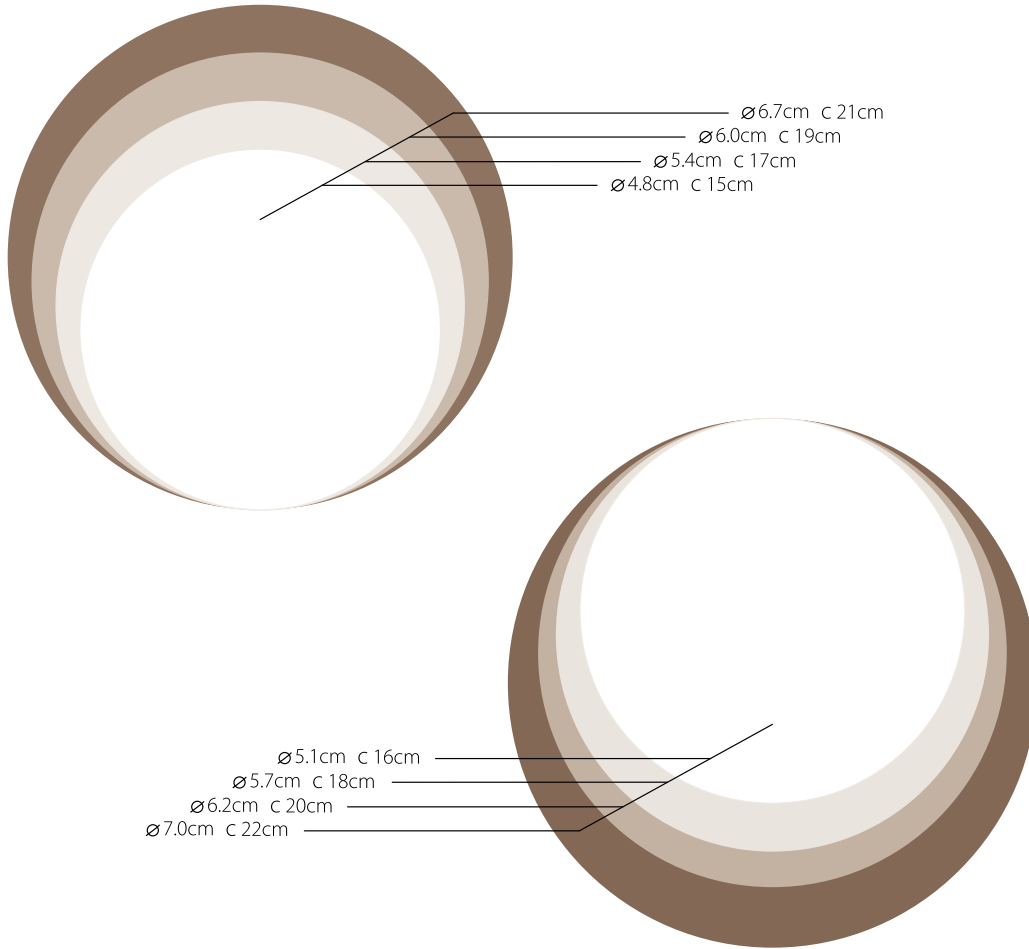


ONLIEST & CO

BRACELET

Place your existing bracelet on the circles to find out the size of your wrist.  
You can also cut out the *wrist sizer* on the right to find out your size.

∅ diameter c circumference



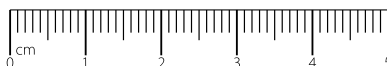
NECKLACE



- ~30 – 38cm
- ~37 – 47cm
- ~48 – 60cm

This is an illustration of the varying ranges of necklace length. The model's height is approximately ~165cm.

Check your print accuracy here on this 1:1 scale.



This sizing method is for your reference only.