





- 1** Create artwork in CMYK, any RGB or Pantone colours will be converted to CMYK.
- 2** Keep critical artwork (images, logos, copy or text) within the 'safe area'.
- 3** Ensure your background extends to the outer edge of the 'bleed area' (Black solid line / stroke).
- 4** All linked images must be embedded in to the document or supplied in a separate folder.
- 5** Artwork and linked images must be a minimum resolution of 300dpi for a good end print.
- 6** All fonts must be converted to outlines or supplied in a separate folder.
- 7** Any Pantone colours will be matched to as close as possible but we cannot guarantee an exact match.
- 8** Save your artwork as PDF, EPS, AI or JPG.


 Bleed Size - 823mm x 2320mm  
(background colour or image needs to bleed in to this area)


 Actual Size of Flag - 717mm x 2160mm


 Safe Area / Stitching Line, Do not put any important text or images over this line.




- 1** Create artwork in CMYK, any RGB or Pantone colours will be converted to CMYK.
- 2** Keep critical artwork (images, logos, copy or text) within the 'safe area'.
- 3** Ensure your background extends to the outer edge of the 'bleed area' (Black solid line / stroke).
- 4** All linked images must be embedded in to the document or supplied in a separate folder.
- 5** Artwork and linked images must be a minimum resolution of 300dpi for a good end print.
- 6** All fonts must be converted to outlines or supplied in a separate folder.
- 7** Any Pantone colours will be matched to as close as possible but we cannot guarantee an exact match.
- 8** Save your artwork as PDF, EPS, AI or JPG.


 Bleed Size - 823mm x 2268mm  
(background colour or image needs to bleed in to this area)

 Actual Size of Flag - 717mm x 2163mm

 Safe Area / Stitching Line, Do not put any important text or images over this line.



- 1** Create artwork in CMYK, any RGB or Pantone colours will be converted to CMYK.
- 2** Keep critical artwork (images, logos, copy or text) within the 'safe area'.
- 3** Ensure your background extends to the outer edge of the 'bleed area' (Black solid line / stroke).
- 4** All linked images must be embedded in to the document or supplied in a separate folder.
- 5** Artwork and linked images must be a minimum resolution of 300dpi for a good end print.
- 6** All fonts must be converted to outlines or supplied in a separate folder.
- 7** Any Pantone colours will be matched to as close as possible but we cannot guarantee an exact match.
- 8** Save your artwork as PDF, EPS, AI or JPG.

 Bleed Size - 823mm x 2268mm  
(background colour or image needs to bleed in to this area)

 Actual Size of Flag - 717mm x 2163mm

 Stitching Line, Do not put any important text or images over this line.