

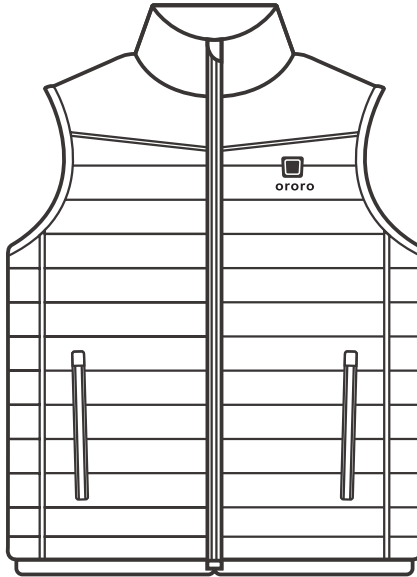


ororo

# ORORO HEATED APPAREL

VÊTEMENT CHAUFFÉ ORORO  
ORORO BEHEIZTES BEKLEIDUNG

MODEL#OR-VEST



12 MONTHS LIMITED WARRANTY

GARANTIE LIMITÉE DE 12 MOIS

12 MONATE EINGESCHRÄNKTE GARANTIE

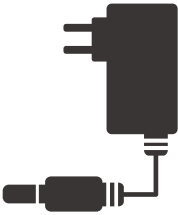
# Package List



1×HEATED APPAREL



1×BATTERY



1×BATTERY CHARGER



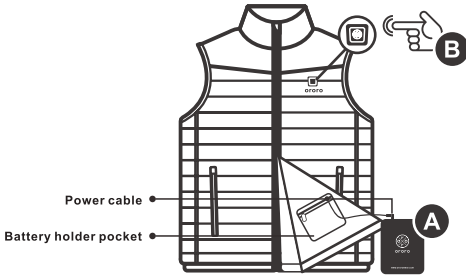
1×INSTRUCTION



Read all safety warnings and all instructions, including those given in the accompanying brochure. Failure to follow the warnings and instructions may result in electric shock, fire and/or serious injury. Save all warnings and instructions for future reference.

# Operation Instructions

01

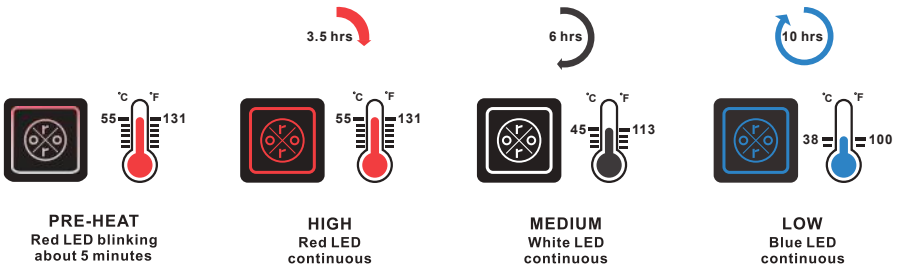


**A** Insert the power cable into the port on the battery.

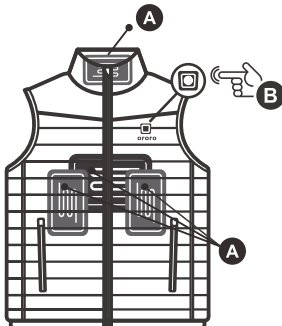
**B** To turn on ,press and hold the power button for 2-3 seconds. The apparel will begin to preheat (5 minutes).

02

Heating level can be adjusted by pressing the power button. Each press will cycle through the apparel's temperature settings. At a room temperature of 77°F/25°C, the heat will rise to 131°F/55°C on high, 113°F/45°C on medium, and 100°F/38°C on low.



03



**A** Heating zones on left chest, right chest, mid-back and collar.

**B** To turn off ,press and hold the power button until the LEDs turn off (about 3 seconds).

## Cleaning Instruction



• Disconnect and remove battery pack from battery holder pocket before washing. Put the power cable into the pocket and zip up.

• Hand wash the apparels in cold water. Or machine wash, be sure to use LAUNDRY BAG or MESH BAG, gentle cycle in cold water.

• Do NOT use bleach. Cleaning solvents may have a deteriorating effect on the insulation of the heating element.

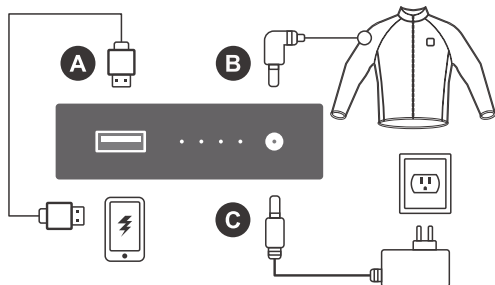
• Hang dry. Do NOT iron. Do NOT wring or twist. Do NOT dry clean. Do NOT use dry cleaning fluid on apparels.

## Battery Instruction

### 01 Specifications

Capacity	4400mAh/32.56Wh
Input	DC 8.4/1.0A
Output	DC7.4V/2.2A DC5V/1.0A
Weight	230g/8.1oz

### 02 Using ORORO battery



- A** Charge USB device
- B** Charge ORORO heated apparel
- C** Charge battery

### 03 Storing your battery



Fully charge before first use.



Full charged every 6 months. Especially when battery pack storage longer than one years.



Recommended operating temperature of 14°F to 86°F (-10°C to 30°C). Store the battery pack where the temperature is  $77\pm 2^\circ\text{F}$  ( $25\pm 2^\circ\text{C}$ ).



Do NOT expose to liquids.



Do NOT disassemble.



Avoid dropping.



Keep the battery away from moisture. Store the battery pack where the relative humidity is  $60\pm 15\%$  RH.

# Safety Instruction



The apparels may be used for warming up the body in cold environments. Do NOT use this product in any other way as stated for normal use.

- Do not use this apparel with an infant, child, a helpless person, or anyone insensitive to heat, such as a person with poor blood circulation.
- Never use if inner liner is wet.
- Heating elements are not recommended to touch bare skin.
- Shut off power immediately if discomfort occurs.
- Do not allow the cords to be pinched.
- If improper operation of this apparel is observed, discontinue its use immediately and contact ORORO customer service for repair.([customer care@ororowear.com](mailto:customer care@ororowear.com))
- Never break open battery packs and chargers and store only in dry rooms. Keep dry at all times.
- No metal parts must be allowed to enter the battery section of the charger (short circuit risk).
- Do not use pins. They may damage the electric wiring.
- Maintain labels and nameplates. These carry important information. If unreadable or missing, contact ORORO customer service email [customer care@ororowear.com](mailto:customer care@ororowear.com).
- Do not dispose of used battery packs in the house hold refuse or by burning them.
- Do not store the battery pack together with metal objects (short circuit risk).
- Use only ORORO chargers for charging ORORO battery packs. Do not use battery packs from other systems.
- Battery acid may leak from damaged batteries under extreme load or extreme temperatures. In case of contact with battery acid wash it off immediately with soap and water. In case of eye contact rinse thoroughly for at least 10 minutes and immediately seek medical attention.

# Customer Service

## FAQ

1. Q: How long will my battery take to fully charge?  
A: From empty, the battery will take roughly 8 hours to fully charge.
2. Q: How long will the battery last while in use?  
A: In normal temperatures(68°F/20°C), the battery will last approximately 7-10 hours on low, 5-6 hours on medium, or 2-3 hours on high.
3. Q: How to tell if the battery is fully charged?  
A: By judging the lights on the charger. If it turns green, the battery is fully charged.
4. Q: What if the heated apparels does not start or operate properly with a fully charged battery pack?  
A: Clean the ports on the battery. Reconnect the battery and restart the heated power button. If the Heated apparels still does not work properly, please contact our customer service team.

[www.ororowear.com](http://www.ororowear.com)  
[customer care@ororowear.com](mailto:customer care@ororowear.com)