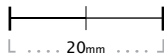
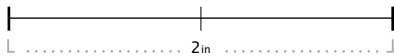
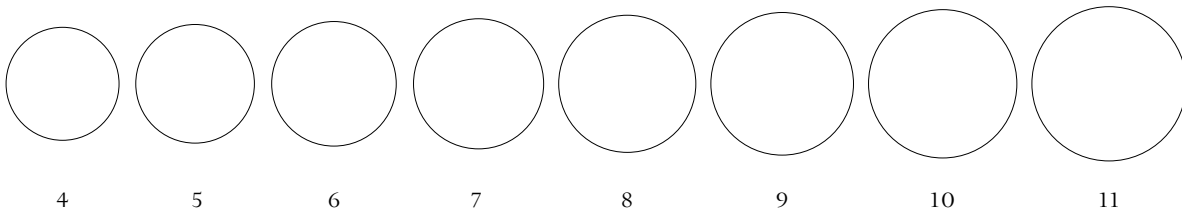


# Find Your Ring Size

To find your ring size, print this page and match one of the circles below with the inside of one of your rings. Half sizes are determined if your ring size falls between two of the circles.



Please ensure that these rulers measure two inches or twenty millimeters, respectively, when printed for accurate sizing.