ORACLE LIGHTING

REVERSE LED MODULES

ORACLE PART # 5915-JT-023

INSTALLATION GUIDE

TOOLS NEEDED:
PHILLIPS SCREWDRIVER



REMOVE THE (3) PHILLIPS SCREWS SECURING THE REVERSE MODULE IN PLACE.



REMOVE REVERSE MODULE FROM TAIL LIGHT.



DISCONNECT REVERSE MODULE FROM HARNESS.



PLUG IN NEW AMBER/WHITE REVERSE MODULE TO TAIL LIGHT HARNESS.



PLACE IN NEW AMBER/WHITE REVERSE MODULE. SECURE WITH THE (3) PHILLIPS SCREWS.



SLIDE NEW YELLOW WIRE INTO PIN 3 ON THE MAIN TAIL LIGHT PLUG.