

CUSTOM ARTWORK GUIDELINES



HOT STAMP REQUIREMENTS

5 inches is the maximum diameter of the stamping area. Please size your designs to 5 inches or smaller.

Please leave space in the center of your design. The nub in the middle of the disc may cause flaws or foil drop outs in your stamp. If possible, leave about 1/2 inches to 3/4 inches space in the middle of your design.

Please keep solid areas in your design than 1/2 inch. Solid area of coverage larger than 1/2 inch (approx. the size of a penny) may trap air beneath the foil, causing drop outs and air bubbles in your stamp. If areas of solid coverage are larger than 1/2 inch, please use outlines or textured patterns.



TEXT SIZES

The minimum text size is 12 points.

Please use well spaced type to avoid letters filling in. For cursive or highly decorative type, the larger and bolder, the better. They should be 18 points or larger.

All text MUST BE expanded or rasterized to avoid missing font errors and undesirable font substitutions.

Example of 12 point font.

Example of 18 point cursive font.

Example of 2 point thick line.

BEST PRACTICES FOR ARTWORK

Very fine or thin lines will not stamp well.

Thicker lines stamp better than thinner lines. Lines should be 2 points (1/32") thick or larger.

Very fine detail may cause bridging or fill in when stamped.

Also, fine detail with large solid areas may cause cut throughs and other stamping flaws. Very fine lines, minute type, and tight patterns are not recommended for your custom design.

FILE REQUIREMENTS

Hot Stamp artwork must be submitted as 100% Black & White designs, no gray or shading is permitted. Effects such as gradients, drop shadows, or glows are not permitted.

Your artwork must be provided as vector artwork or must be exported at a minimum 300 ppi resolution at desired print size.

Please size and crop your files to the dimensions you would like your stamp to be on the disc.

If your file size is too large to email, please upload to a filesharing service such as Google Drive or Dropbox and send us a downloadable link.

PREFERRED FILE FORMATS



To place a custom order, of if you have any questions please contact us at: custom@prodigydisc.com or 706-671-1210

ARTWORK DO'S AND DONT'S

Hot Stamp artwork must be submitted as 100% Black & White designs, no gray or shading is permitted. Effects such as drop shadows or glows are not permitted.



X



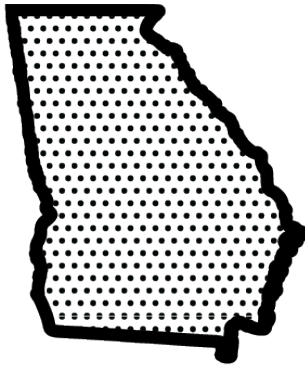
X




Please keep solid areas in your design than 1/2 inch. Solid area of coverage larger than 1/2 inch (approx. the size of a penny) may trap air beneath the foil, causing drop outs and air bubbles in your stamp. If areas of solid coverage are larger than 1/2 inch, please use outlines and textured patterns.




X



Please leave space in the center of your design. The nub in the middle of the disc may cause flaws or foil drop outs in your stamp. If possible, leave about 1/2 inches to 3/4 inches space in the middle of your design.



X





ARTWORK DO'S AND DONT'S

Avoid cutting out text or images from solid coverage areas.
Invert and outline the solid coverage area, text, and shapes instead.



Your artwork must be provided as vector artwork or must be exported at 300 ppi resolution at desired print size.
Please ensure that your artwork is not pixelated or grainy. Artwork must be clear and sharp.



Avoid extremely fine lines and text. All lines should be at least 2 points thick, and text should be at least 12 points large. A bolder typeface is recommended.

