










Canopies by Havit

- Surface mount weight limit: 2kg
- Recessed weight limit: 1kg
- Recessed cut out: 90mm

<p>70mm Round Surface Mount</p>  <p>HV9705-7023-BLK</p>	<p>70mm Round Surface Mount</p>  <p>HV9705-7023-SCH</p>	<p>70mm Round Surface Mount</p>  <p>HV9705-7023-WHT</p>
<p>100mm Round Surface Mount</p>  <p>HV9705-9025-BLK-RND</p>	<p>100mm Round Surface Mount</p>  <p>HV9705-9025-SCH-RND</p>	<p>100mm Round Surface Mount</p>  <p>HV9705-9025-WHT-RND</p>
<p>100x100mm Square Surface Mount</p>  <p>HV9705-9025-BLK-SQ</p>	<p>100x100mm Square Surface Mount</p>  <p>HV9705-9025-SCH-SQ</p>	<p>100x100mm Square Surface Mount</p>  <p>HV9705-9025-WHT-SQ</p>
<p>100mm Round Recessed 90mm cutout</p>  <p>HV9705-9005-BLK-RND</p>	<p>100mm Round Recessed 90mm cutout</p>  <p>HV9705-9005-SCH-RND</p>	<p>100mm Round Recessed 90mm cutout</p>  <p>HV9705-9005-WHT-RND</p>
<p>100x100mm Square Recessed 90mm cutout</p>  <p>HV9705-9005-BLK-SQ</p>	<p>100x100mm Square Recessed 90mm cutout</p>  <p>HV9705-9005-SCH-SQ</p>	<p>100x100mm Square Recessed 90mm cutout</p>  <p>HV9705-9005-WHT-SQ</p>

All low voltage products that specify an input of 12v or 24v DC must be used with a suitable LED driver, refer to pages 315 - 324
Lumen output measured at source. All globes supplied with fittings are non dimmable. If you require 240v dimmable globes refer to page 418 & 420