



HÄFELE

ANTHRACITE
IS THE NEW BLACK



New product range
ANTHRACITE

Driving our innovation is the desire for storage space where the keynotes are individuality, customisation and a coherent look and feel. We want to play a role in creating kitchens that are attractive, but also highly functional living spaces; kitchens that people love to be in and use. "Livability" is the magic word. And we're delivering it with stunning pairings of wood and metal that are both on-trend and timeless.

The contemporary puristic design of metal fittings meets the warmth and fascination of wood. The open-plan kitchen links seamlessly with nearby living areas. We trust within this brochure you will find new inspiration and discover a wealth of opportunities ready and waiting for you.

Added storage TANDEM SIDE

Tandem Side by Kesseböhmer allows you to have height adjustable trays on a door frame system where the weight is taken by the carcass and not the outer door. Tandem Side also gives you the flexibility of adding YouBoxx in combination with or without the Arena Style trays. Available in 2 heights, for Under-bench and Tall cabinets, the Tandem Side is a versatile pantry fitting.





Super storage CONVOY

The CONVOY Premio from Kesseböhmer offers new functionality combined with perfect movement sequences, to provide a unique experience for any kitchen.

One simple and ergonomic movement opens up the contents of the cabinet for anyone to see, and access.

Infinitely flexible organisation thanks to the steplessly height adjustable trays, providing full functionality over the full height of the cabinet.

Slimline DISPENSA

The DISPENSA Pull-Out Pantry from Kesseböhmer - storage for easy access. Each tray or basket can be individually hung at a height to suit the contents, making DISPENSA and DISPENSA JUNIOR III a flexible solution providing a lot of storage with a very small footprint. The entire height and width of the unit can be fully utilised. It makes best use of available space, and supports good organisation and fast access. All the contents, even on the top-most shelf, are in clear view – from either side!

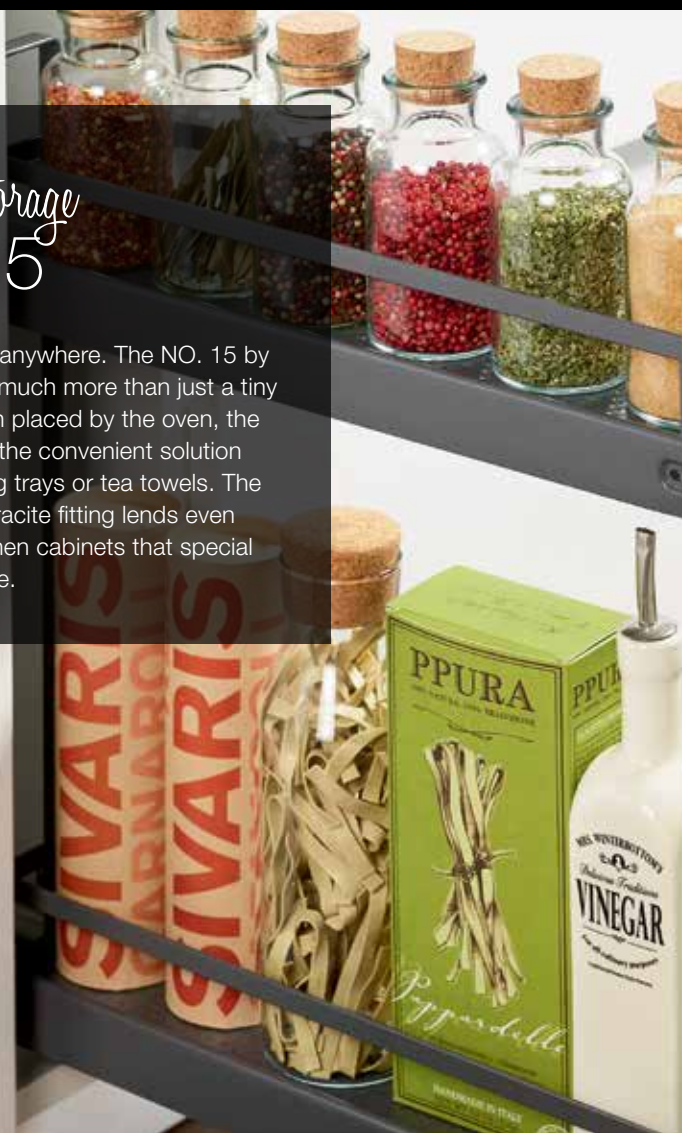


Corner access
LEMANS II

The signature shape of the Kesseböhmer LEMANS II trays is the secret to its high capacity corner storage. Just like the famous Le Mans race track - this fitting uses its carefully thought-out curves to bring the contents of your corner out to meet you for ultimate ease of access. Hardly any effort is required to make the shelves emerge from the cupboard so that you can constantly keep track of what is where and access everything with perfect ease. In a nutshell, LEMANS II is in pole position for efficiency and convenience.

Narrow storage
NO. 15

Good ideas fit in anywhere. The NO. 15 by Kesseböhmer is much more than just a tiny space filler. When placed by the oven, the 15 cm roll-out is the convenient solution for spices, baking trays or tea towels. The high quality anthracite fitting lends even the smallest kitchen cabinets that special touch of elegance.



Streamline storage COMFORT II

Smooth action, adaptable, user-friendly. The compact base unit pull-out lets users fill every centimetre and customise the pull-out to suit their special requirements. The COMFORT II from Kesseböhmer is ideal for storing cooking ingredients; it provides an amazing amount of storage space, plus a clear view of all the contents. The pull-out glides softly and smoothly out in front of the cabinet. Everything needed for a great meal is instantly ready to hand.



Pull-down iMOVE

Kesseböhmer's iMOVE sets new standards for wall units. The product combines the beautiful and the practical with one effortless movement. The interior of the cupboard comes out to meet you. There's easy operation, more reachable storage, a clearer view, fast access. The innovative iMOVE pull-down transforms a conventional wall unit into an ergonomic storage system with big user benefits. The iMOVE and its contents are pulled downwards and outwards in one easy movement.



Revolving TURN MOTION II



With TURN MOTION II from Kesseböhmer, the fitting revolves effortlessly to move any side round to face you. Each tray turns individually by 360° in either direction so that the contents on all four sides move into clear view and easy reach. This fitting is an ultra-practical solution for storage space that is above the ergonomically accessible height. It's also perfect for the often under-utilised space above integrated appliances. Stops on each of the four sides lock the tray temporarily in position so that items can be lifted in or out safely. TURN MOTION II trays are height adjustable so that you can position them at the height you need.





Beautiful drawers
NOVA PRO SCALA

Clear design principles and perfect unity of form and function, makes Grass Nova Pro Scala the perfect drawer solution. The puristic design with its striking lines, right angles and small radii gives the double-wall metal drawer sides a timeless, technical and functional look. The special character of Nova Pro is hallmarked by its perfection down to the last detail and the modular system concept. From the precision craftsmanship of every part as well as the colour and surface finishes, everything is focused on perfect function, top quality and lasting value.





European Trend SMART CUBE

Incredibly smart. SMART CUBE is a shelving system that can do almost anything and looks good in the architecture of any room. Thanks to its core, a small intelligent cube it can be extended as required and is very stable, whether integrated in existing furniture concepts or fixed to the wall, individually or in groups, one on top of the other or adjacent. Technically perfect, visually enriching and virtually invincible. With its elegant profile geometry, SMART CUBE makes an attractive addition to any room.





Less is more
FREE SPACE

Häfele has introduced a new and exciting system for flap doors, the Free Space flap fitting is setting new standards in the industry.

The fitting itself is the most powerful flap fitting of its class with the basic functions including adjustability of the tension force and integrated soft-close or 'push-to-open' options.



Independent storage
EURO-CARGO

Hailo's EURO CARGO is an independent waste solution featuring a large capacity and smooth running, soft-closing Grass runners for a luxury waste solution, now available in a new dark grey finish to complement the modern kitchen trend.



Customised
ONE2FIVE

With Ninka's ONE2FIVE a single wipe ensures all waste gets into the provided bins – together with the frame which is adaptable to all Häfele drawer systems and allows the suspension of the bins. For the frames there are a comprehensive range of bins in different sizes and volumes available.



Customised
FINELINE MOSAIQ
DRAWER INSERTS

Who would have thought that the inside of drawers and pull-outs could be so tidy, functional and individual. FineLine MosaiQ is fun to plan and work with. Made with a material mix of warmly attractive wood and fine metal, the range creates a contemporary, high-end look and a balanced, visual link to carefully chosen kitchen fronts.



American Oak and European Ash are the woods we choose to work with. Because they cover a wide range from pale to dark shades, because they offer any number of combination options and because of the distinctive grains and their outstanding workability. They look wonderful and function perfectly throughout many years.





Organise your spices
SALSA PRO



Non-slip insert
GRIP



A close-up, high-angle photograph of a kitchen sink drain. The sink has a textured, linen-like finish. The drain is square with rounded corners and features a central plug. The lighting creates a strong diagonal shadow across the top left, highlighting the texture of the sink material.

Textured LINEN SINKS

The Linen texture gives a whole new dynamic to the kitchen sink with a departure from the standard satin and brushed finishes. Stunning to the touch, generous bowl sizes, timeless design and ease of cleaning ensures many years of longevity.

These Linen sinks include all the features of the Squareline range - 5mm Internal Radius, Overflow assembly linked directly to the waste, Square Designer wastes with push-pull plugs and Solid 1.2mm thick stainless steel grade 304, 18/10 construction.



Scratch resistant QUARTZ SINKS

Häfele's Quartz Composite sink range is guaranteed to be a talking point in any designer kitchen. Cleverly designed for hard working kitchens, these sinks are heat, scratch and stain resistant having been quality handmade in Germany from 80% Quartz and 15% acrylic.

Furthermore, Quartz material is nonporous making it easy to clean and very hygienic with bacteria and odour resistant properties.

These sinks come complete with push pull waste plugs, connections, overflow assembly and clips for lay on or under mounting.

New Finishes
FURNITURE HANDLES



H1520 - Titanium



H1910 - Matt Black



H1720 - Tin-plated Antique



H1915 - Matt Black



H1365 - Matt Black and Nickel-plated Brushed



H1930 - Matt Black



H1565 - Oil Rubbed Bronze



H1920 - Black Nickel-plated Brushed



H1710 - Tin-plated Antique



H1925 - Matt Black



H1350 - Matt Black



H1935 - Matt Black Rough



H1525 - Black Nickel-plated Polished



H1325 - Matt Black



H1945 - Black



H1770 - Matt Black



H1950 - Brushed Black Used Look



H1530 - Tin-plated Antique



H1965 - Matt Black



H1310 - Matt Black



H1975 - Matt Black



H1575 - Titanium/Black



H1345 - Matt Black



H1515 - Black Nickel-plated Polished

With many other options available to choose from

HÄFELE

732.04.642 ANTHRACITE IS THE NEW BLACK - 03.20

Häfele Australia Pty. Ltd. | 8 Monterey Road | Dandenong | Victoria 3175

Phone: 1300 659 728 | **Fax:** (03) 9212 2001 | **Email:** info@hafele.com.au | **www.hafele.com.au**

HÄFELE LOCATIONS:

Australia | MELBOURNE | SYDNEY | NEWCASTLE | BRISBANE | ADELAIDE | LAUNCESTON | HOBART | PERTH