


KOVE

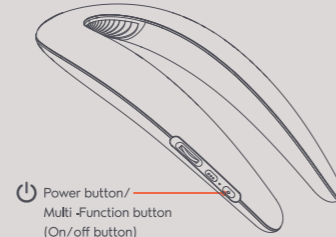


KONVEX
Wireless Bluetooth Sound Collar

STEP ONE

POWER ON

Long press "⏻" button 2 seconds, you will hear prompt tone of power on, then the speaker will enter into Bluetooth pairing mode with the blue indicator blinking.

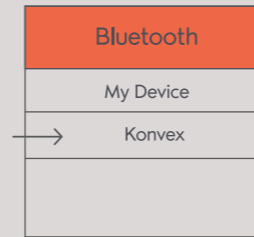


DEVICE: KONVEX

STEP TWO

CHOOSE THE DEVICE

Find "Konvex" in your bluetooth list and select it.

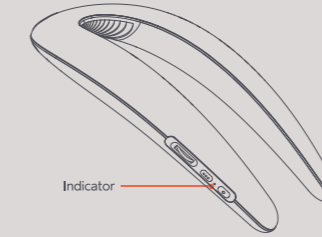


DEVICE: KONVEX

STEP THREE

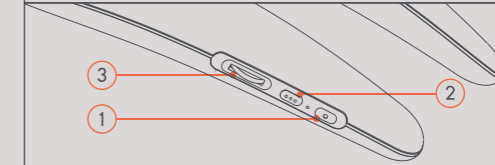
PAIRING SUCCESS

The LED indicator keeps blue once pairing is done, then you can access to music.



DEVICE: KONVEX

STEP THREE



1 2 POWER BUTTON / MULTI-FUNCTION BUTTON

Long press ① 2S for power on/off.
Short press ① when playing music for Play/Pause
When a call is coming, short press ① to answer/end a call;
short press ① twice to reject a call
Press ② 3 times to previous song, press ② 2 times to next song
Short press ② to turn on Siri
Long press ② to disconnect Bluetooth


③ VOLUME KNOB

Slide up ③ to turn the Volume up, slide down ③ to turn the Volume down

KOVE

RoHS CE FC
MADE IN CHINA

BLUETOOTH FUNCTION & LED INDICATOR



Power On	The default mode is Bluetooth pairing mode when power on, blue LED flashes quickly
Bluetooth	Blue LED will be normally on after connected successfully. When it beyonds the range of bluetooth, blue LED will flash quickly
Bluetooth Disconnect or no any operation	It will power off automatically when more than 10 minutes

When connected successfully, if cellphone is out of bluetooth range	Speaker will get disconnected, Blue LED will flash, it will connect automatically again when cellphone is back to bluetooth range.
Lower Battery	Red LED indicator will flash quickly when battery level is below 20%
Low power shut down	When the battery power is less than 10%, speaker will shut down with prompt tone
Charging	Red indicator light will on while charging; red indicator light will off when charging finished.

PRODUCT SPECIFICATION

Product Name	KONVEX
Model NO.	TR-BS218
Bluetooth Version	4.2
Battery Capacity	800mAh
Play Time	5-6 hours (70% Vol)
Charging Time	3 hours
Driver Units	3W x 2
Charging Current	5V / 0.5A
Product Size	245x205x44.5mm
Product Weight	290g

FAQ

- Q: What kind of charger should we use for the speaker?**
A: All common USB chargers can be used, while we suggest 5V/0.5A.
- Q: What if there is noise or discontinuous sound when playing?**
A: The speaker can be normally used within 10m under no obstruction environment. If it is over 10m or with obstruction, there might be noise or discontinuous sound.
- Q: Why will the speaker shut down automatically when it is working ?**
A: When there is no bluetooth pairing 10 minutes, the speaker will shut down automatically to reduce power consumption.
- Q: The speaker cannot connect the once-paired cellphone.**
A: First, remove the speaker's pairing name from the cellphone's Bluetooth list and then short press the power button quickly to restart pairing mode.
- Q: The speaker cannot be started up in a normal situation.**
A: Please plug in the charger and try in a few minutes.

*This speaker supports mobile phones and tablet PCs etc. Here this User Manual is illustrated based on mobile phones.