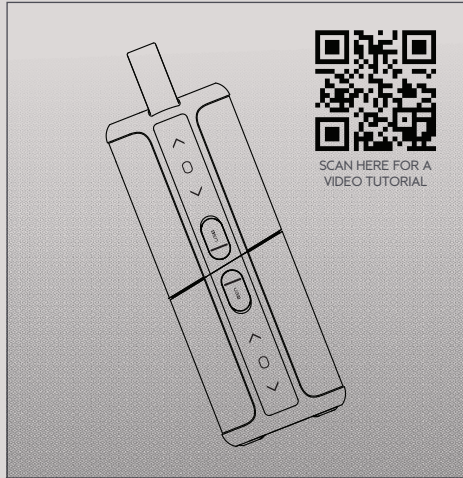


KOVE

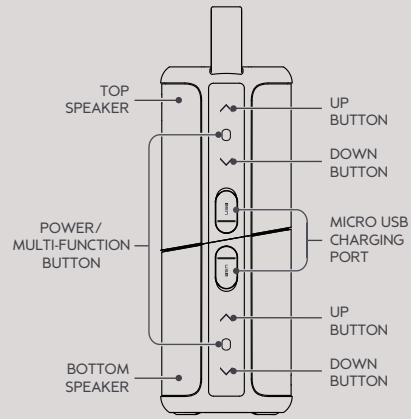


SCAN HERE FOR A VIDEO TUTORIAL

COMMUTER:2

BLUETOOTH STEREO SPEAKER SYSTEM

Button Functions



DEVICE: _____ COMMUTER:2

POWER/MULTIFUNCTION BUTTON

- Long press the power button on both top and bottom speakers for 2 seconds to power ON/OFF
- Short press either power button to play/pause music
- Short press either power button twice to disconnect Bluetooth
- Short press either power button three times to disconnect the Bluetooth between the top and bottom speaker

FOR PHONECALLS

- Short press the top speaker's power button to answer/end an incoming call
- Short press the top speaker's power button twice to reject a call

UP & DOWN BUTTON

- Short press the up button to turn the volume up
- Short press the down button to turn the volume down
- Short press the up and down button simultaneously to turn ON/OFF flashing white LED during music playing
- Long press the up button to go to the next track
- Long press the down button to go back to the previous track

Note: Both speakers can be controlled mutually after paired. If the top and bottom speakers are not connected to each other, turn off the bluetooth on your device and then long press the up and down button simultaneously on both speakers for 3 seconds to connect quickly.

DEVICE: _____ COMMUTER:2

Instructions: Getting Started

STEP 1

Long press the power/multi-function button on both top and bottom speakers simultaneously for 2 seconds to power on.

STEP 2

Find "KOVE COMMUTER 2.0" in your device's bluetooth list and select it.



STEP 3

The LED indicators on both speakers will stay white once the bluetooth is paired. You will hear a beep to indicate successful pairing. You can now play music.

DEVICE: _____ COMMUTER:2

Instructions: How to Charge

STEP 1

Lift the micro USB charging port cover on both the top and bottom speaker.

STEP 2

Use the provided USB Y-cable. Plug the two smaller micro USB connectors into both charging ports.

STEP 3

Plug the other end of the USB Y-cable into a power adaptor (not provided) or a USB charging port.

STEP 4

While the speakers are charging, the LED indicators will stay red. Once charging is complete, the LED indicator will power off.

DEVICE: _____ COMMUTER:2

K

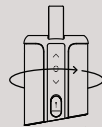
FCC ID: 2AKAX-



Instructions: How to Split & Reconnect

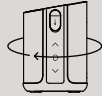
STEP 1

Place one hand on the top speaker and your other hand on the bottom speaker



STEP 2

Simultaneously twist the top speaker counter clockwise and the bottom speaker clockwise

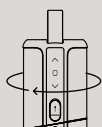


STEP 3

Separate the speakers

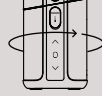
STEP 1

Place one hand on the top speaker and your other hand on the bottom speaker



STEP 2

Align both the top and bottom speakers



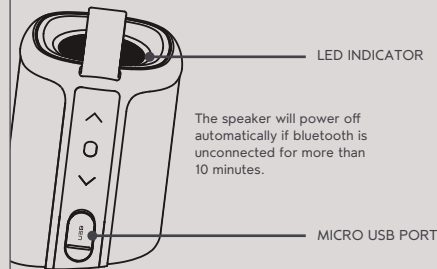
STEP 3

Simultaneously twist the top speaker clockwise and the bottom speaker counter clockwise

DEVICE: _____ COMMUTER:2

INTERFACE INSTRUCTIONS

LED	Description
WHITE FLASHING	Bluetooth pairing, out of bluetooth range
WHITE ON	Bluetooth connected successfully
RED ON	Charging
RED FLASHING	Low Battery
WHITE FLASHING	Music Playing
LED OFF	Fully Charged, Power Off



The speaker will power off automatically if bluetooth is unconnected for more than 10 minutes.

DEVICE: _____ COMMUTER:2

TECH SPECS

PRODUCT NAME	Bluetooth Stereo Speaker System
MODEL NAME	KA98359-0200
BLUETOOTH VERSION	5.0
BATTERY CAPACITY	1500mAh x 2
PLAY TIME	5-7 Hours (70% Volume)
CHARGING TIME	2-4 Hours
DRIVER UNITS	10W x 2
CHARGING CURRENT	5V 0.8A
PRODUCT SIZE	206.5*78.5*78mm
PRODUCT WEIGHT	860g

INCLUDES

- 1x Commuter:2 Bluetooth Stereo Speaker System
- 1x Manual
- 1x Clip
- 1x USB Charging Cable

DEVICE: _____ COMMUTER:2

FAQ

Q: What kind of charger should we use for the speaker?
A: Use the provided USB Y-cable. If unavailable, use any micro USB charger above 5V/0.8A

Q: What if there is discontinuous sound when playing?
A: The speaker can be normally used within 10 meter. If it is over 10 meters, there might be noise or discontinuous sound.

Q: Why will the speaker shut down automatically when it is working ?
A: When there is no bluetooth pairing for more than 10 minutes, the speaker will shut down automatically to reduce power consumption.

Q: Why can't the speaker connect to a previously paired device?
A: First, remove the speaker's pairing name from the device's bluetooth list and then short press the power button twice quickly to restart pairing mode.

*This speaker supports mobile phones, tablets, PCs, etc.