



# 23 F250 FRONT MARKER INSTALLATION.

## STEP 1

Remove the plastic dust cover.

There are 14 pop up tabs that need to be removed so you can remove the dust cover.



Use a pry tool or a small flat head screwdriver to pop up the tab. Once the tab is popped up you can remove this piece.





## STEP 2

Remove your grille from your truck.

To remove your grille, there are 4 size 10MM bolts that need to be removed from the top of the grille.



Once these bolts are removed there are two more 10mm bolts located inside the grille, to access these bolts take a pry tool or a flat head screw driver to remove the plastic covering seen below.



FISOLEDs.com

FISOLEDs.com

FISOLEDs.com



FISOLEDs.com

FISOLEDs.com

FISOLEDs.com



FISOLEDs.com

FISOLEDs.com

FISOLEDs.com




**Once these bolts are removed, pull the top of the grille away from the truck and look behind the grille to see four clips that need to be released. To release these clips grab where they are located from the front of the grille and pull away from the truck.**



Once your grille is removed, we recommend laying your grille on a blanket or a surface that will not scratch your grille.


## STEP 3

Remove two size 10MM bolts at the top of the headlight assembly.






Remove one size 13mm bolt that is located behind the bumper.



Once these bolts are removed pull the tab up on seen in the photo below then carefully pull the headlight assembly away from your truck. With some moderate force and some finesse, the assembly should come right out exposing the Front Marker socket.






## STEP 4

Remove your Front Marker socket from the housing using a counterclockwise turn.

Carefully remove the OEM glass bulb by pulling away from the base of the bulb.



*\*Make sure this bulb is not hot and that no power is going to the bulb\**

Insert your F150LEDs Turn Signal Bulb.

Test your bulb, if the bulb does not light then remove the bulb and rotate it 180 degrees.





## STEP 5



Reinstall your Front Turn signal bulb into your headlight assembly and  
reinstall your headlight assembly into your truck!



To see the complete installation watch our video at [www.F150LEDs.com](http://www.F150LEDs.com)!



Text for support: 706-214-2618  
Visit our site to chat: [www.F150LEDs.com](http://www.F150LEDs.com)  
or email [CustomerSupport@F150LEDs.com](mailto:CustomerSupport@F150LEDs.com)

