


TSSU-60-24M-B-ST-FGLID-HC

 Glass Lid Prep Table, 24x 1/6 Top Pans, 2 Solid Swing Doors



Dimensions	
External Width (mm)	1534
External Depth (mm)	884
External Height (mm)	967
Exclusions	Depth does not include 26 mm for rear bumpers. Height with lid closed.
Gross Volume (Litres)	439
Supplied Shelves	4
Shelf Size (L x D mm)	Two 700 x 546 + Two 700 x 349
Internal Net Height (mm)	535
Top Pans Supplied (max depth mm)	24x 1/6 GN (100)
Unpackaged Weight (kg)	164
Packaged Weight (kg)	175
Packaged Dimensions (W x D x H mm)	1601 x 934 x 1270
Cutting Board (L x D mm)	1534 x 143
Supplied Supports	Ø127 mm castors (158 mm height)

Build	
Door Description	2 Solid Swing Doors
Exterior Construction	Stainless steel front, top & hood, aluminium sides and rear
Interior Construction	Clear coated aluminium, stainless steel base
Air Intake Position	Front
Ventilation Position	Front
Clearance Required	Zero back and sides
Cord Length (Meters)	3.35
Standard w/ Locks	Not standard (SPEC3 option)

Technical	
Temperature Holding	0.5 : 5°C
Refrigerant	R290
Voltage / Frequency / Phase	220-240V/50-60Hz/1
Amps	2.2
Wattage	506.00000000000006
Defrost Type	Auto



Specifications subject to change without notice.
Chart dimensions rounded up to the next whole millimeter (inches rounded up to the 1/8")

UK & Ireland
Europe
Australia

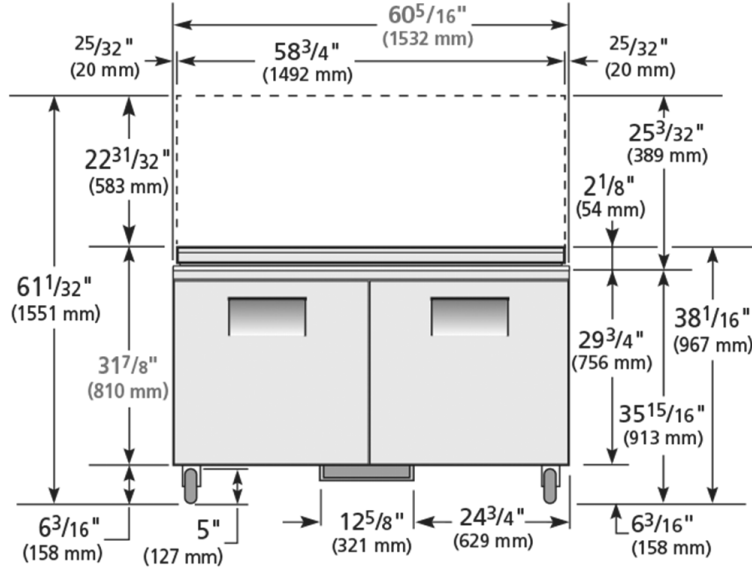
0800 783 2049
+49 (0) 7622 6883 0
+61 2 9619 9999

TFIUK@truemfg.com
TrueGermCustomerService@truemfg.com
TrueRefAus@truemfg.com

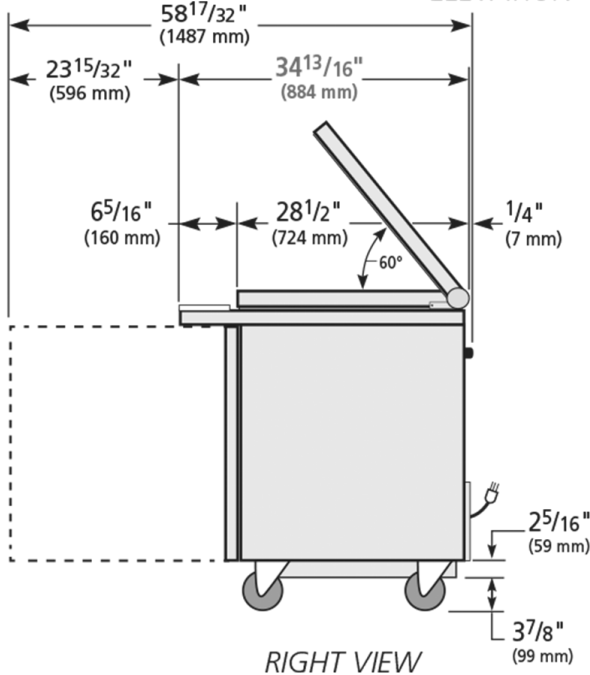


TSSU-60-24M-B-ST-FGLID-HC

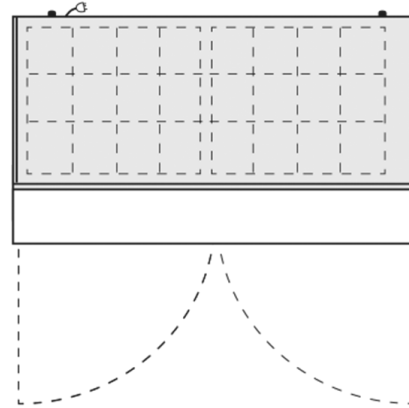
UK Glass Lid Prep Table, 24x 1/6 Top Pans, 2 Solid Swing Doors



ELEVATION



RIGHT VIEW



PAN LAYOUT



Specifications subject to change without notice.
 Chart dimensions rounded up to the next whole millimeter (inches rounded up to the 1/8")

UK & Ireland
 Europe
 Australia

0800 783 2049
 +49 (0) 7622 6883 0
 +61 2 9619 9999

TFIUK@truemfg.com
 TrueGermCustomerService@truemfg.com
 TrueRefAus@truemfg.com

