

# Bottle / Display Coolers



# About Tefcold

Founded in 1987 by a group of people with years of experience in the refrigeration industry, the objective of Tefcold was to develop, manufacture and distribute refrigerators and freezers of high quality for the global markets.

Our mission is to support our customers, and we have done this successfully for 25 years. We see ourselves as a reliable, solid supplier who is here to stay.

We believe that the best way to innovate is to listen to and cooperate with our customers, and we constantly aim to improve our product range as well as our services in order to be the supplier of choice in our line of business.

We believe in services making our products even better, and we understand that equipment can be urgently needed.

You can always expect your orders to be handled immediately and with great care by our staff, and standard equipment can be delivered from our warehouses within a few days.

For several years Tefcold has been focusing on eco-friendly equipment in order to take active part in the reduction of the global energy consumption. The energy consumption of each of our products is constantly being reduced, and the up-to-date information can always be found on our website [www.tefcold.dk](http://www.tefcold.dk) along with all other technical info, spare parts lists, manuals etc.

The "green" products in our range are marked with this logo:



We hope you will enjoy our catalogue and look forward to cooperating with you.

## Bottle / Display Coolers

In this section you will find some of our most popular items. The glass door merchandisers FS1380/SCU1375 are among our best selling products because of their timeless design and functionality.

Most products in this section are available with canopy and are well-suited for personalisation with your brand name. Available with glass door or solid door, with or without canopy and in several different sizes, this range offers many combinations. All units are designed to work in a hot environment. For the FS/SCU series matching freezers are available.

We are happy to present a new line of bottle coolers on page 14-15 as well as a new line of display coolers on page 24-27. These models are all available both with and without canopy.

You can find our new top loaded coolers on page 40-41.

Chest Bottle Coolers can also be found in this section, page 38-39.

## » Bottle Coolers



### BC25CP

- LED light
- Fan assisted cooling
- Glass door
- 2 Fixed shelves
- Adjustable feet



#### FS60CP / 80CP

- Illuminated Canopy
- Fan assisted cooling
- Glass door
- 2 Fixed shelves
- Adjustable feet



#### FSC100

- Illuminated Canopy
- Fan assisted cooling
- Self -Closing Sliding Glass door
- 3 Adjustable shelves
- Brackets for wall-hanging
- Adjustable feet

## Technical specifications

Model	BC25CP	FS60CP	FS80CP	FSC100
Climate Class	N	N	N	N
Temperature Range, °C	0 to 10	2 to 10	2 to 10	2 to 10
Gross Volume, l	25	60	84	100
Net Volume, l	22	45	55	60
Cans, 330 ml	18	48	114	96
Cans, 500 ml	18	48	84	64
Bottles, 330 ml	-	-	66	64
Bottles, 1,5 l PET	-	-	-	-
External Dimensions, WxDxH	332x423x618	455x440x720	480x460x840	655x390x930
Internal Dimensions, WxDxH	258x270x373	395x270x440	410x380x550	560x265x635
Doors	1 hinged glass	1 hinged glass	1 hinged self closing glass	2 sliding glass
Shelves/Baskets	2	2, 395x265	2, 400x260	3, 560x210
Outer Body	Black/grey	White	White	White
Interior	Aluminium	ABS	ABS	ABS
Castors/Feet	4 adjustable feet	4 adjustable feet	4 adjustable feet	4 adjustable feet/Wall
Lock	Y	Y	Y	N
Voltage/Frequency, V/Hz	220-240/50	220-240/50	220-240/50	220-240/50
Input Power, W	75	160	215	220
Energy Consumption, kWh/24h	See <a href="http://www.tefcold.dk">www.tefcold.dk</a>	See <a href="http://www.tefcold.dk">www.tefcold.dk</a>	See <a href="http://www.tefcold.dk">www.tefcold.dk</a>	See <a href="http://www.tefcold.dk">www.tefcold.dk</a>
Gross Weight, kg	26	37	43	51
Net Weight, kg	23	32,5	37,5	45,5
Noise Level dbA	44	44	42	45
Type of Cooling	Fan assisted	Fan assisted	Fan assisted	Fan assisted
Type of Defrost	Automatic	Automatic	Automatic	Automatic
Controller	Mechanical	Mechanical	Mechanical	Mechanical
Thermometer	N	N	N	N
Refrigerant	R134a	R134a	R134a	R134a
Charge, g	50	80	90	115
Internal Light	LED	8 W neon	15 W Neon	15 W Neon
Canopy Light	LED	8 W Neon	15 W Neon	15 W Neon

## » Bottle Coolers



BC85 / 145

- Interior LED/Neon light
- Curved glass door
- 3 Adjustable shelves
- Adjustable feet



### BC30

- LED light
- Fan assisted cooling
- Glass door
- 1 Fixed shelf
- 1 Adjustable shelf
- Adjustable feet



### BC60

- LED light
- Fan assisted cooling
- Glass door
- 1 Fixed shelf
- 2 Adjustable shelves
- Adjustable feet

## Technical specifications

Model	BC30	BC60	BC85	BC145	BC145 w/fan
Climate Class	N	N	N	N	N
Temperature Range, °C	2 to 10	2 to 10	0 to 10	0 to 10	2 to 10
Gross Volume, l	22	67	92	109	109
Net Volume, l	20	58	85	105	105
Cans, 330 ml	20	20	101	136	136
Cans, 500 ml	55	55	70	89	89
Bottles, 330 ml	-	-	64	76	76
Bottles, 1,5 l PET	-	-	22	27	27
External Dimensions, WxDxH	356x406x491	432x496x668	503x560x775	503x560x850	503x560x850
Internal Dimensions, WxDxH	280x271x380	356x311x557	410x415x630	410x415x710	410x415x710
Doors	1 hinged glass	1 hinged glass	1 curved glass	1 curved glass	1 curved glass
Shelves/Baskets	2	3	3	3	3
Outer Body	Black	Black	White	White	White
Interior	ABS	ABS	ABS	ABS	ABS
Castors/Feet	4 adjustable feet	4 adjustable feet	4 adjustable feet	4 adjustable feet	4 adjustable feet
Lock	Y	Y	Y	Y	Y
Voltage/Frequency, V/Hz	220-240/50	220-240/50	220-240/50	220-240/50	220-240/50
Input Power, W	87	100	75	122	122
Energy Consumption, kWh/24h	See <a href="http://www.tefcold.dk">www.tefcold.dk</a>	See <a href="http://www.tefcold.dk">www.tefcold.dk</a>	See <a href="http://www.tefcold.dk">www.tefcold.dk</a>	See <a href="http://www.tefcold.dk">www.tefcold.dk</a>	See <a href="http://www.tefcold.dk">www.tefcold.dk</a>
Gross Weight, kg	24,6	35,7	35	38	38
Net Weight, kg	22,2	32,5	33	36	36
Noise Level dbA	44	44	45	45	45
Type of Cooling	Fan assisted	Fan assisted	Static	Static	Fan assisted
Type of Defrost	Automatic	Automatic	Automatic	Automatic	Automatic
Controller	Mechanical	Mechanical	Mechanical	Mechanical	Mechanical
Thermometer	N	N	Digital	Digital	Digital
Refrigerant	R134a	R134a	R134a	R134a	R134a
Charge, g	45	50	80	80	80
Internal Light	LED	LED	8 W neon	8 W neon	8 W neon

## » Bottle Coolers



### CEV420CP

- Illuminated canopy
- Fan assisted cooling
- Internal light
- Reversible Glass door
- 4 Adjustable shelves
- Adjustable feet







#### CEV420

- Fan assisted cooling
- Internal light
- Reversible Glass door
- 4 Adjustable shelves
- Adjustable feet



New strong handle

## Technical specifications

Model	CEV420	CEV420CP
Climate Class	N	N
Temperature Range, °C	1 to 10	1 to 10
Gross Volume, l	374	374
Net Volume, l	350	350
Cans, 330 ml	455	455
Cans, 500 ml	301	301
Bottles, 330 ml	217	217
Bottles, 0,5 l PET	217	217
External Dimensions, WxDxH	595x600x1840	595x600x1980
Internal Dimensions, WxDxH	523x462x1555	523x436x1555
Doors	1 glass	1 glass
Shelves/Baskets	4, 515x405	4, 515x405
Outer Body	White	White
Interior	ABS	ABS
Castors/Feet	2 rollers and 2 feet	2 rollers and 2 feet
Lock	Y	Y
Voltage/Frequency, V/Hz	220-240/50	220-240/50
Input Power, W	295	295
Energy Consumption, kWh/24h	See <a href="http://www.tefcold.dk">www.tefcold.dk</a>	See <a href="http://www.tefcold.dk">www.tefcold.dk</a>
Gross Weight, kg	84,9	90,1
Net Weight, kg	75,5	80,4
Noise Level dbA	45	45
Type of Cooling	Fan assisted	Fan assisted
Type of Defrost	Automatic	Automatic
Controller	Mechanical	Mechanical
Thermometer	Y	Y
Refrigerant	R134a	R134a
Charge, g	200	200
Internal Light	15 W Neon	15 W Neon
Canopy Light	N	15 W Neon
Option: Charged with R600a		

## » Bottle Coolers



2 doors on model FS2380

### FS1380

- Fan assisted cooling
- Internal light
- Reversible Glass door
- 5 Adjustable shelves
- Adjustable feet



**FS1280**

- Fan assisted cooling
- Internal light
- Reversible Glass door
- 4 Adjustable shelves
- Adjustable feet



**FS1220**

- Fan assisted cooling
- Internal light
- Reversible Glass door
- 3 Adjustable shelves
- Adjustable feet

## Technical specifications

Model	FS1220	FS1280	FS1380	FS2380
Climate Class	N	N	N	N
Temperature Range, °C	1 to 10	1 to 10	1 to 10	1 to 10
Gross Volume, l	215	290	372	372
Net Volume, l	190	260	345	345
Cans, 330 ml	301	392	455	448
Cans, 500 ml	175	259	301	294
Bottles, 330 ml	133	175	217	210
Bottles, 0,5 l PET	133	175	217	210
External Dimensions, WxDxH	595x600x1315	595x600x1635	595x600x1840	595x600x1840
Internal Dimensions, WxDxH	470x450x887	470x450x1347	470x450x1552	470x450x1552
Doors	1 glass	1 glass	1 glass	2 glass
Shelves/Baskets	3, 490x360	4, 490x360	5, 490x360	5, 490x360
Outer Body	White	White	White	White
Interior	ABS	ABS	ABS	ABS
Castors/Feet	2 adjustable feet	2 adjustable feet	2 adjustable feet	2 adjustable feet
Lock	Y	Y	Y	N
Voltage/Frequency, V/Hz	220-240/50	220-240/50	220-240/50	220-240/50
Input Power, W	229	266	295	295
Energy Consumption, kWh/24h	See <a href="http://www.tefcold.dk">www.tefcold.dk</a>	See <a href="http://www.tefcold.dk">www.tefcold.dk</a>	See <a href="http://www.tefcold.dk">www.tefcold.dk</a>	See <a href="http://www.tefcold.dk">www.tefcold.dk</a>
Gross Weight, kg	64,4	79,3	84,9	84,9
Net Weight, kg	56,3	70	75,5	75,5
Noise Level dbA	45	45	45	45
Type of Cooling	Fan assisted	Fan assisted	Fan assisted	Fan assisted
Type of Defrost	Automatic	Automatic	Automatic	Automatic
Controller	Mechanical	Mechanical	Mechanical	Mechanical
Thermometer	Y	Y	Y	Y
Refrigerant	R134a	R134a	R134a	R134a
Charge, g	90	180	200	200
Internal Light	15 W Neon	15 W Neon	15 W Neon	15 W Neon
Option: Charged with R600a				

## » Bottle Coolers



2 doors on model FSC2380

### FSC1380

- Illuminated canopy
- Fan assisted cooling
- Internal light
- Reversible Glass door
- 5 Adjustable shelves
- Adjustable feet



**FSC1220**

- Illuminated canopy
- Fan assisted cooling
- Internal light
- Reversible Glass door
- 3 Adjustable shelves
- Adjustable feet



**FSC1280**

- Illuminated canopy
- Fan assisted cooling
- Internal light
- Reversible Glass door
- 4 Adjustable shelves
- Adjustable feet

## Technical specifications

Model	FSC1220	FSC1280	FSC1380	FSC2380
Climate Class	N	N	N	N
Temperature Range, °C	1 to 10	1 to 10	1 to 10	1 to 10
Gross Volume, l	215	290	372	372
Net Volume, l	190	260	345	345
Cans, 330 ml	301	392	455	448
Cans, 500 ml	175	259	301	294
Bottles, 330 ml	133	175	217	210
Bottles, 0,5 l PET	133	175	217	210
External Dimensions, WxDxH	595x600x1455	595x600x1775	595x600x1980	595x600x1980
Internal Dimensions, WxDxH		470x450x1347	470x450x1552	470x450x1552
Doors	1 glass	1 glass	1 glass	1 glass
Shelves/Baskets	3, 490x360	4, 490x360	5, 490x360	5, 490x360
Outer Body	White	White	White	White
Interior	ABS	ABS	ABS	ABS
Castors/Feet	2 adjustable feet	2 adjustable feet	2 adjustable feet	2 adjustable feet
Lock	Y	Y	Y	Y
Voltage/Frequency, V/Hz	220-240/50	220-240/50	220-240/50	220-240/50
Input Power, W	230	266	295	295
Energy Consumption, kWh/24h	<a href="http://www.tefcold.dk">See www.tefcold.dk</a>	<a href="http://www.tefcold.dk">See www.tefcold.dk</a>	<a href="http://www.tefcold.dk">See www.tefcold.dk</a>	<a href="http://www.tefcold.dk">See www.tefcold.dk</a>
Gross Weight, kg	71,4	83,3	90,1	90,1
Net Weight, kg	62,5	74	80,4	80,4
Noise Level dbA	45	45	45	45
Type of Cooling	Fan assisted	Fan assisted	Fan assisted	Fan assisted
Type of Defrost	Automatic	Automatic	Automatic	Automatic
Controller	Mechanical	Mechanical	Mechanical	Mechanical
Thermometer	Y	Y	Y	Y
Refrigerant	R134a	R134a	R134a	R134a
Charge, g	90	180	200	200
Internal Light	15 W Neon	15 W Neon	15 W Neon	15 W Neon
Canopy Light	15 W Neon	15 W Neon	15 W Neon	15 W Neon
Option: Charged with R600a				

## » Bottle Coolers



### GBC 375CP

- LED illuminated canopy
- Fan assisted cooling
- Internal LED light
- Reversible glass door
- Strong handle
- 5 Adjustable shelves
- Adjustable feet

Available medio 2012



### GBC 375

- Fan assisted cooling
- Internal LED light
- Reversible glass door
- Strong handle
- 5 Adjustable shelves
- Adjustable feet



### GBC 450CP

- LED illuminated canopy
- Fan assisted cooling
- Internal LED light
- Reversible glass door
- Strong handle
- 5 Adjustable shelves
- Adjustable feet

## Technical specifications

	GBC 375	GBC 375CP	GBC 450CP
Climate Class	N	N	N
Temperature Range, °C	1 to 10	1 to 10	1 to 10
Gross Volume, l	372	372	438
Net Volume, l	347	347	374
Cans, 330 ml	455	455	720
Cans, 500 ml	301	301	486
Bottles, 330 ml	217	217	360
Bottles, 0,5 l PET	217	217	360
External Dimensions, WxDxH	595x600x1840	595x600x1980	680x655x2090
Internal Dimensions, WxDxH	470x450x1552	470x450x1552	585x495x1515
Doors	1 glass	1 glass	1 glass
Shelves/Baskets	5	5	5
Outer Body	White	White	White
Interior	ABS	ABS	ABS
Castors/Feet	2 adjustable feet	2 adjustable feet	2 adjustable feet
Lock	Y	Y	Y
Voltage/Frequency, V/Hz	220-240/50	220-240/50	220-240/50
Input Power, W	-	-	-
Energy Consumption, kWh/24h	See <a href="http://www.tefcold.dk">www.tefcold.dk</a>	See <a href="http://www.tefcold.dk">www.tefcold.dk</a>	See <a href="http://www.tefcold.dk">www.tefcold.dk</a>
Gross Weight, kg	85	91	105
Net Weight, kg	76	82	97
Noise Level dbA	40	40	49
Type of Cooling	Fan assisted	Fan assisted	Fan assisted
Type of Defrost	Automatic	Automatic	Automatic
Controller	Mechanical	Mechanical	Mechanical
Thermometer	Y	Y	Y
Refrigerant	R600a	R600a	R600a
Charge, g	-	-	-
Internal Light	LED	LED	LED
Canopy Light	-	LED	LED

## » Bottle Coolers



### FSC1380CURVED

- Illuminated canopy
- Fan assisted cooling
- Internal light
- Curved Glass door
- Integrated handle
- 5 Adjustable shelves
- Adjustable feet





### FS1450

- Fan assisted cooling
- Internal light
- Glass door
- 5 Adjustable shelves
- Adjustable feet



### SCU1450CP

- Illuminated canopy
- Fan assisted cooling
- Internal light
- Glass door
- 5 Adjustable shelves
- Adjustable feet

## Technical specifications

Model	FSC1380CURV	FS1450	FSC1450	SCU1450CP
Climate Class	N	N	N	N
Temperature Range, °C	1 to 10	1 to 10	1 to 10	1 to 10
Gross Volume, l	380	420	438	438
Net Volume, l	347	353	374	374
Cans, 330 ml	455	-	720	720
Cans, 500 ml	301	-	486	486
Bottles, 330 ml	217	-	360	360
Bottles, 0,5 l PET	217	-	360	360
External Dimensions, WxDxH	595x625x1980	680x605x2010	680x655x2090	680x655x2090
Internal Dimensions, WxDxH	470x450x1552	570x500x1685	585x495x1515	585x495x1515
Doors	1 glass	1 glass	1 glass	1 glass
Shelves/Baskets	5, 495x448	5, 560x410	5, 574x405	5, 574x405
Outer Body	White	White	White	White
Interior	ABS	Powder coated	ABS	ABS
Castors/Feet	2 adjustable feet	2 adjustable feet	2 adjustable feet	2 adjustable feet
Lock	Y	Y	Y	Y
Voltage/Frequency, V/Hz	220-240/50	220-240/50	220-240/50	220-240/50
Input Power, W	352	360	350	350
Energy Consumption, kWh/24h	See <a href="http://www.tefcold.dk">www.tefcold.dk</a>	See <a href="http://www.tefcold.dk">www.tefcold.dk</a>	See <a href="http://www.tefcold.dk">www.tefcold.dk</a>	See <a href="http://www.tefcold.dk">www.tefcold.dk</a>
Gross Weight, kg	98	105	105	105
Net Weight, kg	90	97	97	97
Noise Level dbA	45	49	49	49
Type of Cooling	Fan assisted	Fan assisted	Fan assisted	Fan assisted
Type of Defrost	Automatic	Automatic	Automatic	Automatic
Controller	Mechanical	Mechanical	Mechanical	Mechanical
Thermometer	Y	Y	Y	Y
Refrigerant	R134a	R134a	R134a	R134a
Charge, g	200	260	200	200
Internal Light	15 W Neon	36 W Neon	36 W Neon	36 W Neon
Canopy Light	15 W Neon	15 W Neon	18 W Neon	18 W Neon
Option: Charged with R600a				

## » Bottle Coolers



2 doors on SCU2375

### SCU1375

- Fan assisted cooling
- Internal light
- Reversible Glass door
- 5 Adjustable shelves
- Adjustable feet



**SCU1220**

- Fan assisted cooling
- Internal light
- Reversible Glass door
- 3 Adjustable shelves
- Adjustable feet



**SCU1280**

- Fan assisted cooling
- Internal light
- Reversible Glass door
- 4 Adjustable shelves
- Adjustable feet

## Technical specifications

Model	SCU1220	SCU1280	SCU1375	SCU2375
Climate Class	N	N	N	N
Temperature Range, °C	1 to 10	1 to 10	1 to 10	1 to 10
Gross Volume, l	215	290	372	372
Net Volume, l	190	260	345	345
Cans, 330 ml	301	392	455	448
Cans, 500 ml	175	259	301	294
Bottles, 330 ml	133	175	217	210
Bottles, 0,5 l PET	133	175	217	210
External Dimensions, WxDxH	595x600x1315	595x600x1635	595x600x1840	595x600x1840
Internal Dimensions, WxDxH	470x450x1025	470x450x1347	470x450x1552	470x450x1552
Doors	1 glass	1 glass	1 glass	2 glass
Shelves/Baskets	3, 490x360	4, 490x360	5, 490x360	5, 490x360
Outer Body	White	White	White	White
Interior	ABS	ABS	ABS	ABS
Castors/Feet	2 adjustable feet	2 adjustable feet	2 adjustable feet	2 adjustable feet
Lock	Y	Y	Y	N
Voltage/Frequency, V/Hz	220-240/50	220-240/50	220-240/50	220-240/50
Input Power, W	229	266	295	295
Energy Consumption, kWh/24h	See <a href="http://www.tefcold.dk">www.tefcold.dk</a>	See <a href="http://www.tefcold.dk">www.tefcold.dk</a>	See <a href="http://www.tefcold.dk">www.tefcold.dk</a>	See <a href="http://www.tefcold.dk">www.tefcold.dk</a>
Gross Weight, kg	64,4	79,3	84,9	84,9
Net Weight, kg	56,3	70	75,5	75,5
Noise Level dbA	45	45	45	45
Type of Cooling	Fan assisted	Fan assisted	Fan assisted	Fan assisted
Type of Defrost	Automatic	Automatic	Automatic	Automatic
Controller	Mechanical	Mechanical	Mechanical	Mechanical
Thermometer	Y	Y	Y	Y
Refrigerant	R134a	R134a	R134a	R134a
Charge, g	90	180	200	200
Internal Light	15 W Neon	15 W Neon	15 W Neon	15 W Neon
Option: Charged with R600a				

## » Bottle Coolers



2 doors on SCU2375

### SCU1375CP

- Illuminated canopy
- Fan assisted cooling
- Internal light
- Reversible Glass door
- 5 Adjustable shelves
- Adjustable feet



#### SCU1220CP

- Illuminated canopy
- Fan assisted cooling
- Internal light
- Reversible Glass door
- 3 Adjustable shelves
- Adjustable feet



#### SCU1280CP

- Illuminated canopy
- Fan assisted cooling
- Internal light
- Reversible Glass door
- 4 Adjustable shelves
- Adjustable feet

## Technical specifications

Model	SCU1220CP	SCU1280CP	SCU1375CP	SCU2375CP
Climate Class	N	N	N	N
Temperature Range, °C	1 to 10	1 to 10	1 to 10	1 to 10
Gross Volume, l	215	290	372	372
Net Volume, l	190	260	345	345
Cans, 330 ml	301	392	455	448
Cans, 500 ml	175	259	301	294
Bottles, 330 ml	133	175	217	210
Bottles, 0,5 l PET	133	175	217	210
External Dimensions, WxDxH	595x600x1455	595x600x1775	595x600x1980	595x600x1980
Internal Dimensions, WxDxH	470x450x1025	470x450x1347	470x450x1552	470x450x1552
Doors	1 glass	1 glass	1 glass	1 glass
Shelves/Baskets	3, 490x360	4, 490x360	5, 490x360	5, 490x360
Outer Body	White	White	White	White
Interior	ABS	ABS	ABS	ABS
Castors/Feet	2 adjustable feet	2 adjustable feet	2 adjustable feet	2 adjustable feet
Lock	Y	Y	Y	Y
Voltage/Frequency, V/Hz	220-240/50	220-240/50	220-240/50	220-240/50
Input Power, W	230	266	295	295
Energy Consumption, kWh/24h	<a href="http://www.tefcold.dk">See www.tefcold.dk</a>	<a href="http://www.tefcold.dk">See www.tefcold.dk</a>	<a href="http://www.tefcold.dk">See www.tefcold.dk</a>	<a href="http://www.tefcold.dk">See www.tefcold.dk</a>
Gross Weight, kg	71,4	83,3	90,1	90,1
Net Weight, kg	62,5	74	80,4	80,4
Noise Level dbA	45	45	45	45
Type of Cooling	Fan assisted	Fan assisted	Fan assisted	Fan assisted
Type of Defrost	Automatic	Automatic	Automatic	Automatic
Controller	Mechanical	Mechanical	Mechanical	Mechanical
Thermometer	Y	Y	Y	Y
Refrigerant	R134a	R134a	R134a	R134a
Charge, g	90	180	200	200
Internal Light	15 W Neon	15 W Neon	15 W Neon	15 W Neon
Canopy Light	15 W Neon	15 W Neon	15 W Neon	15 W Neon
Option: Charged with R600a				

## » Bottle Coolers



### FSC1450 Sub Zero

- Jumbo display thermometer
- Illuminated canopy
- Fan assisted cooling
- Internal light
- 5 Adjustable shelves
- Adjustable feet



#### FS80CP Sub Zero

- Jumbo display thermometer
- Illuminated canopy
- Fan assisted cooling
- Self -Closing heated glass door
- 2 Adjustable shelves
- Adjustable feet

## Technical specifications

Model	FS80CP/SUB ZERO	FSC1380/SUB ZERO	FSC1450/SUB ZERO
Climate Class	N	N	N
Temperature Range, °C	-2,5 to 5	-2,5 to 5	-2,5 to 5
Gross Volume, l	84	372	438
Net Volume, l	55	345	374
Cans, 330 ml	60	364	480
Cans, 500 ml	40	196	324
Bottles, 330 ml	48	161	272
Bottles, 1,5 l PET	-	-	-
External Dimensions, WxDxH	480x460x840	595x600x1980	680x655x2090
Internal Dimensions, WxDxH	-	470x450x1552	585x495x1515
Doors	1 hinged self-closing glass	1 glass	1 glass
Shelves/Baskets	2, 400x260	5, 490x360	5, 574x405
Outer Body	White	White	White
Interior	ABS	ABS	ABS
Castors/Feet	4 adjustable feet	2 rollers and 2 feet	2 adjustable feet
Lock	Y	Y	Y
Voltage/Frequency, V/Hz	220-240/50	220-240/50	220-240/50
Input Power, W	255	295	427
Energy Consumption, kWh/24h	See <a href="http://www.tefcold.dk">www.tefcold.dk</a>	See <a href="http://www.tefcold.dk">www.tefcold.dk</a>	See <a href="http://www.tefcold.dk">www.tefcold.dk</a>
Gross Weight, kg	43	90,1	105
Net Weight, kg	37,5	80,4	97
Noise Level dbA	42	45	49
Type of Cooling	Fan assisted	Fan assisted	Fan assisted
Type of Defrost	Automatic	Automatic	Automatic
Controller	Electronic	Electronic	Electronic
Thermometer	Y	Y	Y
Refrigerant	R134a	R134a	R134a
Charge, g	90	200	200
Internal Light	15 W Neon	15 W Neon	36 W Neon
Canopy Light	15 W Neon	15 W Neon	18 W Neon

## » Display Coolers



### FS1200S

- Internal vertically light
- Ventilated cooling
- 2 sliding glass doors
- 5 Adjustable shelves
- Adjustable feet





#### FSC1000S

- Illuminated canopy
- Internal vertically light
- Ventilated cooling
- 2 sliding glass doors
- 1 Bottom shelf
- 4 Adjustable shelves
- Adjustable feet



#### FSC1200S

- Illuminated canopy
- Internal vertically light
- Ventilated cooling
- 2 sliding glass doors
- 1 Bottom shelf
- 4 Adjustable shelves
- Adjustable feet

## Technical specifications

Model	FS1000S	FS1200S	FSC1000S	FSC1200S
Climate Class	N	N	N	N
Temperature Range, °C	1 to 10	1 to 10	1 to 10	1 to 10
Gross Volume, l	800	980	771	945
Net Volume, l	720	882	691	847
Cans, 330 ml	1196	1472	1144	1408
Cans, 500 ml	754	928	728	896
Bottles, 330 ml	546	672	520	640
Bottles, 0,5 l PET	546	672	520	640
External Dimensions, WxDxH	1000x735x2010	1200x735x2010	1000x740x2010	1200x740x2010
Internal Dimensions, WxDxH	890x578x1555	1090x578x1555	890x572x1533	1090x572x1533
Doors	2 sliding glass	2 sliding glass	2 sliding glass	2 sliding glass
Shelves/Baskets	5, 870x475	5, 1070x475	5	5
Outer Body	White	White	White	White
Interior	Stucco Aluminium	Stucco Aluminium	Stucco Aluminium	Stucco Aluminium
Castors/Feet	4 rollers	4 rollers	4 rollers	4 rollers
Lock	N	N	N	N
Voltage/Frequency, V/Hz	220-240/50	220-240/50	220-240/50	220-240/50
Input Power, W	670	740	700	850
Energy Consumption, kWh/24h	See <a href="http://www.tefcold.dk">www.tefcold.dk</a>	See <a href="http://www.tefcold.dk">www.tefcold.dk</a>	See <a href="http://www.tefcold.dk">www.tefcold.dk</a>	See <a href="http://www.tefcold.dk">www.tefcold.dk</a>
Gross Weight, kg	176	189	175	188,5
Net Weight, kg	163	174	162	174
Noise Level dbA	48	48	48	48
Type of Cooling	Ventilated	Ventilated	Ventilated	Ventilated
Type of Defrost	Automatic	Automatic	Automatic	Automatic
Controller	Mechanical	Mechanical	Mechanical	Mechanical
Thermometer	Y	Y	Y	Y
Refrigerant	R134a	R134a	R134a	R134a
Charge, g	450	460	450	450
Internal Light	36 W Neon	36 W Neon	36 W Neon	36 W Neon
Canopy Light	N	N	30 W Neon	30 W Neon

## » Display Coolers



### FSC1000H

- Internal vertically light
- Ventilated cooling
- 2 hinged glass doors
- 1 Bottom shelf
- 4 Adjustable shelves
- Adjustable feet



#### FSC1200H

- Illuminated canopy
- Internal vertically light
- Ventilated cooling
- 2 hinged glass doors
- 1 Bottom shelf
- 4 Adjustable shelves
- Adjustable feet



#### FSC1950S

- Illuminated canopy
- Internal vertically light
- Ventilated cooling
- 2 sliding glass doors
- 1 Bottom shelf
- 4 Adjustable shelves
- Adjustable feet

## Technical specifications

Model	FSC1000H	FSC1200H	FSC1950H	FSC1950S
Climate Class	N	N	N	N
Temperature Range, °C	1 to 10	1 to 10	1 to 10	1 to 10
Gross Volume, l	796	970	1013	988
Net Volume, l	696	852	871	866
Cans, 330 ml	1287	1584	1020	1020
Cans, 500 ml	819	1008	720	720
Bottles, 330 ml	585	720	560	560
Bottles, 0,5 l PET	585	720	560	560
External Dimensions, WxDxH	1000x790x2010	1200x790x2010	1110x825x2025	1110x825x2025
Internal Dimensions, WxDxH	890x670x1533	1090x670x1533	1000x645x1530	1000x645x1530
Doors	2 hinged glass	2 hinged glass	2 hinged glass	2 sliding glass
Shelves/Baskets	5	5	5	5
Outer Body	White	White	White	White
Interior	Stucco Aluminium	Stucco Aluminium	Stucco Aluminium	Stucco Aluminium
Castors/Feet	4 rollers	4 rollers	4 rollers	4 rollers
Lock	N	N	N	N
Voltage/Frequency, V/Hz	220-240/50	220-240/50	220-240/50	220-240/50
Input Power, W	700	850	817	817
Energy Consumption, kWh/24h	See <a href="http://www.tefcold.dk">www.tefcold.dk</a>	See <a href="http://www.tefcold.dk">www.tefcold.dk</a>	See <a href="http://www.tefcold.dk">www.tefcold.dk</a>	See <a href="http://www.tefcold.dk">www.tefcold.dk</a>
Gross Weight, kg	175	188,5	195	195
Net Weight, kg	162	174	175	175
Noise Level dbA	48	48	55	55
Type of Cooling	Ventilated	Ventilated	Ventilated	Ventilated
Type of Defrost	Automatic	Automatic	Automatic	Automatic
Controller	Mechanical	Mechanical	Mechanical	Mechanical
Thermometer	Y	Y	Y	Y
Refrigerant	R134a	R134a	R134a	R134a
Charge, g	450	450	900	900
Internal Light	36 W Neon	36 W Neon	30 W Neon	30 W Neon
Canopy Light	30 W Neon	30 W Neon	30 W Neon	30 W Neon

## » Display Coolers



### SLDG800

- Illuminated canopy
- Internal vertically light
- Fan assisted cooling
- 2 sliding glass doors
- 5 Adjustable shelves behind each door
- Adjustable feet



#### SLDG600

- Illuminated canopy
- Internal vertically light
- Fan assisted cooling
- 2 sliding glass doors
- 5 Adjustable shelves behind each door
- Adjustable feet



#### SLDG1000

- Illuminated canopy
- Internal vertically light
- Fan assisted cooling
- 2 sliding glass doors
- 5 Adjustable shelves behind each door
- Adjustable feet

## Technical specifications

Model	SLDG600	SLDG725	SLDG800	SLDG1000
Climate Class	N	N	N	N
Temperature Range, °C	2 to 12	2 to 12	2 to 12	2 to 12
Gross Volume, l	593	720	786	937
Net Volume, l	576	673	776	914
Cans, 330 ml	560	655	752	848
Cans, 500 ml	-	-	-	-
Bottles, 330 ml	360	360	476	612
Bottles, 0,5 l PET	360	360	476	612
External Dimensions, WxDxH	890x630x2035	1000x630x2035	1140x630x2035	1360x630x2035
Internal Dimensions, WxDxH	800x500x1440	910x500x1440	1050x500x1440	1270x500x1440
Doors	2 sliding glass	2 sliding glass	2 sliding glass	2 sliding glass
Shelves/Baskets	10, 470x378	10, 470x435	10, 490x485	10, 625x485
Outer Body	White	White	White	White
Interior	Powder coated	Powder coated	Powder coated	Powder coated
Castors/Feet	4 adjustable feet	4 adjustable feet	4 adjustable feet	4 adjustable feet
Lock	N, Option	N, Option	N, Option	N, Option
Voltage/Frequency, V/Hz	220-240/50	220-240/50	220-240/50	220-240/50
Input Power, W	590	590	590	1000
Energy Consumption, kWh/24h	See <a href="http://www.tefcold.dk">www.tefcold.dk</a>	See <a href="http://www.tefcold.dk">www.tefcold.dk</a>	See <a href="http://www.tefcold.dk">www.tefcold.dk</a>	See <a href="http://www.tefcold.dk">www.tefcold.dk</a>
Gross Weight, kg	163	202	203	234
Net Weight, kg	155	194	195	225
Noise Level dbA	50	50	50	50
Type of Cooling	Fan assisted	Fan assisted	Fan assisted	Fan assisted
Type of Defrost	Automatic	Automatic	Automatic	Automatic
Controller	Mechanical	Mechanical	Mechanical	Mechanical
Thermometer	Y	Y	Y	Y
Refrigerant	R134a	R134a	R134a	R134a
Charge, g	320	325	360	380
Internal Light	36 W Neon	36 W Neon	36 W Neon	36 W Neon
Canopy Light	18 W Neon	18 W Neon	30 W Neon	30 W Neon

## » Bottle Coolers



### SD1380

- Fan assisted cooling
- Reversible Solid door
- 5 Adjustable shelves
- Adjustable feet



#### SD1220

- Fan assisted cooling
- Reversible Solid door
- 3 Adjustable shelves
- Adjustable feet



#### SD1280

- Fan assisted cooling
- Reversible Solid door
- 4 Adjustable shelves
- Adjustable feet

## Technical specifications

Model	SD1220	SD1280	SD1380
Climate Class	N	N	N
Temperature Range, °C	2 to 12	2 to 12	2 to 12
Gross Volume, l	215	290	372
Net Volume, l	190	260	345
Cans, 330 ml	301	392	455
Cans, 500 ml	175	259	301
Bottles, 330 ml	133	175	217
Bottles, 0,5 l PET	133	175	217
External Dimensions, WxDxH	595x600x1315	595x600x1635	595x600x1840
Internal Dimensions, WxDxH	470x440x1020	470x440x1340	470x440x1545
Doors	1 solid	1 solid	1 solid
Shelves/Baskets	3, 490x360	4, 490x360	5, 490x360
Outer Body	White	White	White
Interior	ABS	ABS	ABS
Castors/Feet	2 rollers and 2 feet	2 rollers and 2 feet	2 rollers and 2 feet
Lock	Y	Y	Y
Voltage/Frequency, V/Hz	220-240/50	220-240/50	220-240/50
Input Power, W	175	185	215
Energy Consumption, kWh/24h	See <a href="http://www.tefcold.dk">www.tefcold.dk</a>	See <a href="http://www.tefcold.dk">www.tefcold.dk</a>	See <a href="http://www.tefcold.dk">www.tefcold.dk</a>
Gross Weight, kg	74	85	94
Net Weight, kg	63	78	86
Noise Level dbA	45	45	45
Type of Cooling	Fan assisted	Fan assisted	Fan assisted
Type of Defrost	Automatic	Automatic	Automatic
Controller	Mechanical	Mechanical	Mechanical
Thermometer	Y	Y	Y
Refrigerant	R134a	R134a	R134a
Charge, g	90	180	200
Internal Light	N	N	N
Option: Charged with R600a			

## » Bottle Coolers



### SDU1220

- Fan assisted cooling
- Reversible Solid door
- 3 Adjustable shelves
- Adjustable feet





#### SDU1280

- Fan assisted cooling
- Reversible Solid door
- 4 Adjustable shelves
- Adjustable feet



#### SDU1375

- Fan assisted cooling
- Reversible Solid door
- 5 Adjustable shelves
- Adjustable feet

## Technical specifications

Model	SDU1220	SDU1280	SDU1375
Climate Class	N	N	N
Temperature Range, °C	2 to 12	2 to 12	2 to 12
Gross Volume, l	215	290	372
Net Volume, l	190	260	345
Cans, 330 ml	301	392	455
Cans, 500 ml	175	259	301
Bottles, 330 ml	133	175	217
Bottles, 0,5 l PET	133	175	217
External Dimensions, WxDxH	595x640x1315	595x640x1635	595x640x1840
Internal Dimensions, WxDxH	470x440x1020	470x440x1340	470x440x1545
Doors	1 solid	1 solid	1 solid
Shelves/Baskets	3, 490x360	4, 490x360	5, 490x360
Outer Body	White	White	White
Interior	ABS	ABS	ABS
Castors/Feet	2 rollers and 2 feet	2 rollers and 2 feet	2 rollers and 2 feet
Lock	Y	Y	Y
Voltage/Frequency, V/Hz	220-240/50	220-240/50	220-240/50
Input Power, W	185	215	175
Energy Consumption, kWh/24h	See <a href="http://www.tefcold.dk">www.tefcold.dk</a>	See <a href="http://www.tefcold.dk">www.tefcold.dk</a>	See <a href="http://www.tefcold.dk">www.tefcold.dk</a>
Gross Weight, kg	85	94	74
Net Weight, kg	78	86	63
Noise Level dbA	45	45	45
Type of Cooling	Fan assisted	Fan assisted	Fan assisted
Type of Defrost	Automatic	Automatic	Automatic
Controller	Mechanical	Mechanical	Mechanical
Thermometer	Y	Y	Y
Refrigerant	R134a	R134a	R134a
Charge, g	90	180	200
Internal Light	N	N	N
Option: Charged with R600a			

## » Upright Coolers



Fan assisted cooling



### UR200S

- Stainless steel cabinet
- White inner liner
- Lock fitted as standard
- Reversible door
- 3 Adjustable shelves
- Adjustable feet at front, rollers at back
- Fan assisted cooling
- Automatic defrost
- Digital thermometer
- Option: Wheels or adjustable legs



#### UR400

- White cabinet
- White inner liner
- Lock fitted as standard
- Reversible door
- 4 Adjustable shelves
- Adjustable feet at front, rollers at back
- Fan assisted cooling
- Automatic defrost
- Digital thermometer
- Option: Wheels or adjustable legs



#### UR600

- White cabinet
- White inner liner
- Lock fitted as standard
- Reversible door
- 4 Adjustable shelves GN2/1
- Adjustable feet at front, rollers at back
- Fan assisted cooling
- Automatic defrost
- Digital thermometer
- Option: Wheels or adjustable legs

## Technical specifications

Model	UR200	UR200S	UR400	UR400S	UR600	UR600S
Climate Class	N	N	N	N	N	N
Temperature Range, °C	0 to 10	0 to 10	0 to 10	0 to 10	0 to 10	0 to 10
Gross Volume, l	130	130	374	374	599	599
Net Volume, l	119	119	350	350	570	570
Cans, 330 ml	-	-	-	-	-	-
Cans, 500 ml	-	-	-	-	-	-
Bottles, 330 ml	-	-	-	-	-	-
Bottles, 1,5 l PET	-	-	-	-	-	-
External Dimensions, WxDxH	600x600x850	600x600x850	600x600x1850	600x600x1850	770x750x1900	770x750x1900
Internal Dimensions, WxDxH	-	-	-	-	-	-
Doors	1 solid White	1 solid SS430	1 solid White	1 solid SS430	1 solid White	1 solid SS430
Shelves/Baskets	2, 502x440 and 1, 502x211	2, 502x440 and 1, 502x211	3, 502x440 and 1, 502x211	3, 502x440 and 1, 502x211	3, GN2/1 and 1, 650x305	3, GN2/1 and 1, 650x305
Outer Body	White	SS430	White	SS430	White	SS430
Interior	ABS	ABS	ABS	ABS	ABS	ABS
Castors/Feet	2 rollers and 2 feet	2 rollers and 2 feet	2 rollers and 2 feet	2 rollers and 2 feet	2 rollers and 2 feet	2 rollers and 2 feet
Lock	Y	Y	Y	Y	Y	Y
Voltage/Frequency, V/Hz	220-240/50	220-240/50	220-240/50	220-240/50	220-240/50	220-240/50
Input Power, W	150	150	185	185	200	200
Energy Consumption, kWh/24h	See <a href="http://www.tefcold.dk">www.tefcold.dk</a>	See <a href="http://www.tefcold.dk">www.tefcold.dk</a>	See <a href="http://www.tefcold.dk">www.tefcold.dk</a>	See <a href="http://www.tefcold.dk">www.tefcold.dk</a>	See <a href="http://www.tefcold.dk">www.tefcold.dk</a>	See <a href="http://www.tefcold.dk">www.tefcold.dk</a>
Gross Weight, kg	49	49	74	74	97	97
Net Weight, kg	44	44	69	69	90	90
Noise Level dbA	40	40	40	40	40	40
Type of Cooling	Fan assisted	Fan assisted	Fan assisted	Fan assisted	Fan assisted	Fan assisted
Type of Defrost	Automatic	Automatic	Automatic	Automatic	Automatic	Automatic
Controller	Digital	Digital	Digital	Digital	Digital	Digital
Thermometer	Y	Y	Y	Y	Y	Y
Refrigerant	R134a	R134a	R134a	R134a	R134a	R134a
Charge, g	75	75	170	170	210	210
Internal Light	N	N	N	N	N	N

## » Upright Coolers



### RK400G



- Stainless steel cabinet
- Grey inner liner
- Lock fitted as standard
- Reversible door
- 5 Adjustable shelves
- Adjustable legs
- Fan assisted cooling
- Automatic defrost
- Digital thermometer



### RK400

- Stainless steel cabinet
- Grey inner liner
- Lock fitted as standard
- Reversible door
- 5 Adjustable shelves
- Adjustable legs
- Fan assisted cooling
- Automatic defrost
- Digital thermometer

## Technical specifications

Model	RK400	RK400G
Climate Class	N	N
Temperature Range, °C	2 to 12	2 to 12
Gross Volume, l	372	372
Net Volume, l	345	345
Cans, 330 ml	455	455
Cans, 500 ml	301	301
Bottles, 330 ml	217	217
Bottles, 0,5 l PET	217	217
External Dimensions, WxDxH	595x640x1920	595x640x1920
Internal Dimensions, WxDxH	470x440x1545	470x440x1545
Doors	1 solid SS304	1 glass
Shelves/Baskets	5, 490x360	5, 490x360
Outer Body	SS430	SS430
Interior	ABS	ABS
Castors/Feet	2 adjustable feet	2 adjustable feet
Lock	Y	Y
Voltage/Frequency, V/Hz	220-240/50	220-240/50
Input Power, W	295	295
Energy Consumption, kWh/24h	See <a href="http://www.tefcold.dk">www.tefcold.dk</a>	See <a href="http://www.tefcold.dk">www.tefcold.dk</a>
Gross Weight, kg	86	88
Net Weight, kg	76,5	78,5
Noise Level dbA	45	45
Type of Cooling	Fan assisted	Fan assisted
Type of Defrost	Automatic	Automatic
Controller	Mechanical	Mechanical
Thermometer	Y	Y
Refrigerant	R134a	R134a
Charge, g	200	200
Internal Light	N	15 W Neon
Option: Charged with R600a		

## » Chest Bottle Coolers



### USS300YSC Chest Bottle Cooler

- Sliding glass lids
- Lock
- Double wheels
- Suitable for branding with stickers
- Options: Available with copper evaporator



**USS300SD Chest Bottle Cooler**

- Solid, sliding lids
- Integrated handle
- Strong wheels
- Suitable for branding with stickers
- Options: Available with copper evaporator



**USS300Y**

- Flip-Flop solid lids
- Inner liner of stucco aluminium
- 4 castors included
- Options: Available with copper evaporator

## Technical specifications

Model	USS300SD	USS300Y	USS300YSC
Climate Class	N	T	N
Temperature Range, °C	1 to 10	-6 to 10	-6 to 10
Gross Volume, l	296	289	296
Net Volume, l	261	283	261
Cans, 330 ml	400	413	400
Cans, 500 ml	245	245	245
Bottles, 330 ml	245	245	245
Bottles, 1,5 l PET	-	-	-
External Dimensions, WxDxH	1020x640x860	1060x670x825	1020x640x860
Internal Dimensions, WxDxH	890x510x663	890x510x682	890x510x663
Doors	2 sliding solid	Flip-Flop solid	2 sliding glass
Shelves/Baskets	-	-	-
Outer Body	White	White	White
Interior	Stucco Aluminium	Stucco Aluminium	Stucco Aluminium
Castors/Feet	4 wheels	4 wheels	4 wheels
Lock	N	N	N
Voltage/Frequency, V/Hz	220-240/50	220-240/50	220-240/50
Input Power, W	240	250	240
Energy Consumption, kWh/24h	See <a href="http://www.tefcold.dk">www.tefcold.dk</a>	See <a href="http://www.tefcold.dk">www.tefcold.dk</a>	See <a href="http://www.tefcold.dk">www.tefcold.dk</a>
Gross Weight, kg	60	63	60
Net Weight, kg	53	57	53
Noise Level dbA	42	42	42
Type of Cooling	Static	Static	Static
Type of Defrost	Manual	Manual	Manual
Controller	Mechanical	Mechanical	Mechanical
Thermometer	N	N	N
Refrigerant	R134a	R134a	R134a
Charge, g	260	260	260
Internal Light	N	N	N

## » Top Bottle Coolers



### TLB 150SS

- Top loaded cabinet
- Removable lids for ease of loading
- Stainless steel 304 exterior
- Stainless steel 304 interior
- Fan assisted cooling
- Automatic defrost
- 2 Lids
- Adjustable legs
- Digital temperature display
- Option: Black outer body



Sliding lids



SS304 interior



Dividers included





### TLB 200

- Top loaded cabinet
- Removable lids for ease of loading
- Stainless steel 304 exterior
- Stainless steel 304 interior
- Fan assisted cooling
- Automatic defrost
- 3 Lids
- Adjustable legs
- Digital temperature display
- Option: Black outer body

## Technical specifications

Model	TLB150SS	TLB200SS	TLB250SS
Climate Class	N	N	N
Temperature Range, °C	2 to 6	2 to 6	2 to 6
Gross Volume, l	460	645	830
Net Volume, l	440	615	790
External Dimensions, WxDxH	1500x565x850	2000x565x850	2500x565x850
Internal Dimensions, WxDxH	-	-	-
Doors	2 sliding lids	3 sliding lids	4 sliding lids
Dividers	2	3	4
Outer Body	SS304	SS304	SS304
Interior	SS304	SS304	SS304
Castors/Feet	4 adjustable legs	4 adjustable legs	6 adjustable legs
Lock	N	N	N
Voltage/Frequency, V/Hz	220-240/50	220-240/50	220-240/50
Input Power, W	250	298	320
Energy Consumption, kWh/24h	<a href="http://www.tefcold.dk">See www.tefcold.dk</a>	<a href="http://www.tefcold.dk">See www.tefcold.dk</a>	<a href="http://www.tefcold.dk">See www.tefcold.dk</a>
Gross Weight, kg	107	118	150
Net Weight, kg	86	98	130
Noise Level dbA	45	45	45
Type of Cooling	Fan assisted	Fan assisted	Fan assisted
Type of Defrost	Automatic	Automatic	Automatic
Controller	Electronic	Electronic	Electronic
Thermometer	Y	Y	Y
Refrigerant	R134a	R134a	R134a
Charge, g	350	-	-
Internal Light	N	N	N