

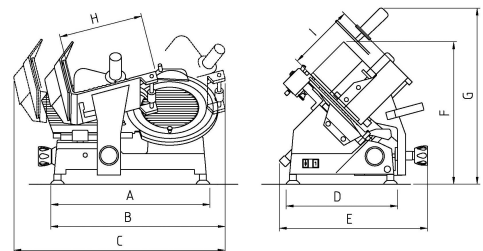

METCALFE SLICERS

A superbly designed range of slicing machines made entirely from highly polished satin finished anodized aluminium

NS220 / 250 /300 MEDIUM DUTY SLICERS

PRODUCT FEATURES

- Integral self-aligning sharpening unit
- Hollow ground chromed carbon steel blade
- Powerful twin poly 'v' belt driven transmission gives a smooth cutting action and silent running.
Easy belt adjustment
- The easy set thickness control gives cut from 0 to 15mm
- Carriage slides on ball bearings
- Entirely detachable for easy cleaning
- CE approved.



SPECIFICATIONS:

Model	Overall dimensions mm	Blade diameter mm	Cutting capacity mm	Weight kgs	Motor KW
NS 220	A-410 B-480 C-590 D-320 E-430	220 (8")	● 160 ■ 195 x 135	14.5kgs	130
NS 250	A-410 B-480 C-590 D-510 E-420	250 (10")	● 175 ■ 210x150	22kgs	130
NS 300	A-480 B-530 C-630 D-320 E-440	300 (12")	● 200 ■ 220x200	20kgs	130

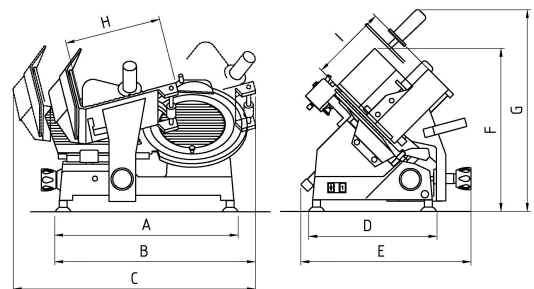

METCALFE SLICERS

A superbly designed range of slicing machines made entirely from highly polished satin finished anodized aluminium

NS250HD / 300HD DUTY SLICERS

PRODUCT FEATURES

- Integral self-aligning sharpening unit
- Hollow ground chromed carbon steel blade
- Powerful twin poly 'v' belt driven transmission gives a smooth cutting action and silent running.
Easy belt adjustment
- The easy set thickness control gives cut from 0 to 15mm
- Carriage slides on ball bearings
- Entirely detachable for easy cleaning
- CE approved.



SPECIFICATIONS:

Model	Overall dimensions mm	Blade diameter mm	Cutting capacity mm	Weight kgs	Motor KW
NS250HD	A-480 B-530 C-630 D-320 E-440	250 (10")	• 175	19kgs	180
NS300HD	A-540 B-530 C-680 D-370 E-560	300 (12")	• 210	29kgs	242