

# C Range undercounter GLASSWASHER



## C402D

### Maidaid **C402D** Features

- **2 year warranty**
- Four button bright LED display with soft touch controls, twin traffic lights giving instant status updates & operational self-diagnostics



- Alarms menu with hi-level information retrieval
- Quick release parallel wash & rinse arm design
- Surface scrap trays as standard
- Three standard cycle time options with further options available
- Cycle times can be tailored to site requirements
- Automatic self-cleaning at end of service
- Selectable energy saving mode
- Selectable thermostop ensures optimum rinse temperatures
- Patented dual flow wash pump – reducing power consumption whilst retaining wash efficiency
- Moulded wash tank for easy cleaning
- Moulded rack guide giving partial double skin
- Drain pump as standard
- Accurate detergent and rinse aid dosing pumps as standard

Gravity drain version  
available: **C402**



Two 390 x 390mm open cup/glass racks supplied as standard – capable of holding 16 pint glasses.

Additional racks can be purchased at point of order:

**Q902303B**



For additional information contact our Sales Team on

T: **0345 130 8070** E: **sales@maidaid-halcyon.co.uk** or visit **www.maidaid.co.uk**

# C Range undercounter GLASSWASHER

## C402D

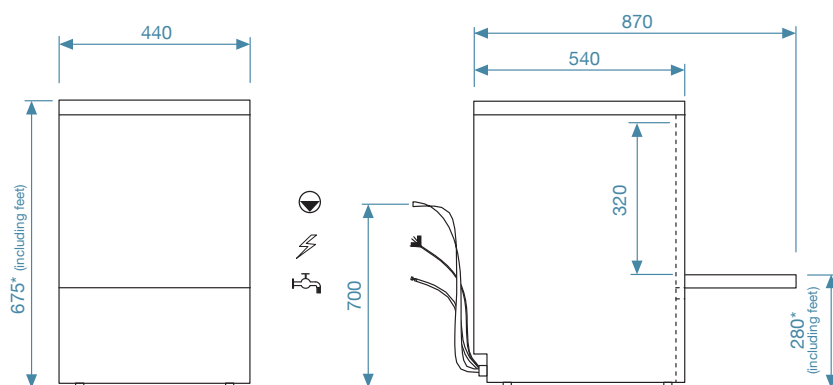


### Technical Data

Dimensions (W x D x H)	mm	440 x 540 x 670 + Feet	Wash tank element	kW	1.4
Feet height	mm	5-15	Boiler element	kW	2.6
Rack size	mm	390 x 390	Wash pump	kW	0.18
Maximum useable height	mm	300	Tank capacity	L	10
Door opening	mm	320	Noise emission	dB	≤ 55
Theoretical productivity	Racks/h	40	<b>Packaging Specs</b>		
Effective productivity	Racks/h	30*	Gross weight	Kg	35
			Cubic volume	m <sup>3</sup>	0.25
			Dim. (W x D x H)	mm	520 x 630 x 830

\*Allowing 30 seconds for reloading  
Cycle times may vary depending on local conditions/services

### Installation Diagram – All services must be within 1 meter





\*Height-adjustable feet + 10mm

### Power Supply

Installed power	AMP	kW
230V – 50Hz – 1N	13*	2.8

\*Supplied with 13A moulded plug and lead

 Pumped waste into upstand, maximum height 700mm

 Power  
 Water supply 2 – 4 bar

### Water Connection

Inlet water pressure	Bar	2 to 4
Flow rate L/Min	L/Min	6
Water inlet temp	°C	10 to 50
Water connection	BSP	¾"
Waste connection	Ø	Int 16.8/ext 21.6

### Cycle Information

Number of standard cycles		3
Standard cycles times	Sec	90/120/150 – adjustable
Special cycle		Plate
Self-cleaning cycle		Partial
Water consumption per cycle	L	1.9
Wash temperature	°C	60 – adjustable
Rinse temperature	°C	65 – adjustable

For additional information contact our Sales Team on

T: **0345 130 8070** E: **sales@maidaïd-halcyon.co.uk** or visit **www.maidaïd.co.uk**