

PANPASTEL®



CATALOGUE & TECHNIQUES



Sofft®

The Revolutionary New Way To Use Color

Our Story

The idea behind the development of PanPastel was to create a dry color medium that would work like a fluid paint.

We saw that the pastel medium hadn't changed from the stick format for hundreds of years; and before that, going back thousands of years, humans had used raw pigments to draw and paint.

So we decided to develop a material that retained the characteristics that make the pastel medium special—it's directness and purity of color — but to make it function like a paint. After much experimentation in our art studio and laboratory, we developed the pan format.

The pan format changes everything! Making the colors function like a dry velvety paint. This brings many benefits, for example the artist can now mix pastel colors together for the first time.

We knew that pastelists would be immediately attracted to PanPastel as the colors offer many advantages for pastel painting. We also wanted to offer painters, who normally use wet colors (oils, acrylics etc), a dry medium that would deliver many of the same paintable qualities that they are familiar with.

Our job was to develop the materials and make them available to artists, knowing that they would instinctively know how to use them in their work. We were right! Artists are taking PanPastel in so many exciting creative directions.

While the colors are used for traditional painting and drawing techniques, they are also being used for countless mixed media techniques.

This booklet shows some of the inspirational ways that artists are using PanPastel. The videos and other resources mentioned can be found via our blog PaintDrawBlend.com.

For further ideas and inspiration visit:

PanPastel.com

PaintDrawBlend.com

Follow us on Facebook, Instagram, YouTube & Twitter



PanPastel Creators
Ladd Forsline & Bernadette Ward



“ PanPastel has changed my life and I'm not just saying that! It is a perfect fit for the way I see the world and how I apply color to paper, plus it has literally opened up a world of possibilities to me!

PanPastel Colors help me block in what I “see” in color, lines can be added later once I have my “color map” developed in PanPastel. I find my students often see like me and that's why my PanPastel Workshops have been so successful. JOANNE BARBY

”

@JoanneBarby
“The Flow of Feathers”

What Are PanPastel Colors?

PanPastel Colors are professional artists' quality soft pastel colors packed in a unique pan format (cake-like). The special qualities of PanPastel Colors mean that artists can blend and apply pastel (dry) color like paint for the first time.

PanPastel Colors are made using a unique manufacturing process requiring minimal binder and fillers, resulting in rich, ultra soft and super-blendable colors.

Each color is loaded with the finest quality artists' pigments for the most concentrated colors possible. The colors have excellent lightfastness and are fully erasable.

Unique Pan Format

Pan format changes everything - enabling pastel colors to be applied like paint.

Instant Color

No preparation or drying time required - no solvents or water needed.

Mixable

Ultra soft colors, blend like paint for a complete painting palette.

Erasable

Use any eraser to easily change/correct. Very forgiving.

Mixed Media Friendly

Use with other artist's media & most surfaces.

Functional Packaging

Plastic base keeps colors separate & clean. Thread together for compact storage.

Low Dust

For a cleaner working environment. Less waste.

Highly Pigmented

92 Rich concentrated colors, last longer. Professional quality & lightfast.
Each pure color has a corresponding tint, shade & extra dark. (As shown above).



Joanne Barby
 "Half the Strength of a Lion"

Colors



Available in 92 highly pigmented colors.

Original Colors: 20 Pure Colors (mass tones) with 20 Tints, 20 Shades, 20 Extra Darks
Plus 6 Metallics, 6 Pearlescents and 5 Mediums.



Hansa Yellow Extra Dark
220.1 PY3 ****



Diarylide Yellow Ex. Dark
250.1 PY83 ****



Yellow Ochre Extra Dark
270.1 PY42 ****



Orange Extra Dark
280.1 P062 ****



Permanent Red Ex. Dark
340.1 PR254 ****



Hansa Yellow Shade
220.3 PY3 ****



Diarylide Yellow Shade
250.3 PY83 ****



Yellow Ochre Shade
270.3 PY42 ****



Orange Shade
280.3 P062 ****



Permanent Red Shade
340.3 PR254 ****



Hansa Yellow
220.5 PY3 ****



Diarylide Yellow
250.5 PY83 ****



Yellow Ochre
270.5 PY42 ****



Orange
280.5 P062 ****



Permanent Red
340.5 PR254 ****



Hansa Yellow Tint
220.8 PY3 ***



Diarylide Yellow Tint
250.8 PY83 **



Yellow Ochre Tint
270.8 PY42 ****



Orange Tint
280.8 P062 **



Permanent Red Tint
340.8 PR254 **



Phthalo Green Extra Dark
620.1 PG7 ****



Permanent Green Ex. Dark
640.1 PG50 ****



Chrom. Oxide Green Ex. Dark
660.1 PG17 ****



Bt. Yellow Green Ex. Dark
680.1 PY3/PG17 ****



Red Iron Oxide Extra Dark
380.1 PR101 ****



Phthalo Green Shade
620.3 PG7 ****



Permanent Green Shade
640.3 PG50 ****



Chrom. Oxide Green Shade
660.3 PG17 ****




Bt. Yellow Green Shade
680.3 PY3/PG17 ****



Red Iron Oxide Shade
380.3 PR101 ****



Phthalo Green
620.5 PG7 ****



Permanent Green
640.5 PG50 ****



Chromium Oxide Green
660.5 PG17 ****



Bright Yellow Green
680.5 PY3/PG17 ****



Red Iron Oxide
380.5 PR101 ****



Phthalo Green Tint
620.8 PG7 **



Permanent Green Tint
640.8 PG50 ****



Chrom. Oxide Green Tint
660.8 PG17 ****



Bright Yellow Green Tint
680.8 PY3/PG17 ****



Red Iron Oxide Tint
380.8 PR101 ****

METALLICS



Light Gold
910.5 ****



Silver
920.5 PBk 7 ****



Bronze
930.5 ****



Rich Gold
911.5 ****



Pewter
921.5 PBk7 ****



Copper
931.5 ****

PEARLESCENTS



Pearlescent Yellow
951.5 PY3 ***



Pearlescent Orange
952.5 P062 ***



Pearlescent Red
953.5 PR254 **



Pearlescent Violet
954.5 PV23 **



Pearlescent Blue
955.5 PB15 **



Pearlescent Green
956.5 PG50 ****









Conforms to ASTM
D-4236

PR101:1 = Color index no. for pigments

Colors are independently tested for lightfastness:
**** Extremely Permanent
*** Permanent
** Durable

Metallic & pearlescent colors/mediums also contain mica coated with titanium dioxide & iron oxide

Patented. For details see
<http://www.panpastel.com/pats.html>

 Magenta Extra Dark 430.1 PR122 ****	 Violet Extra Dark 470.1 PV23 ****	 Ultramarine Blue Extra Dark 520.1 PB29 ****	 Phthalo Blue Extra Dark 560.1 PB15 ****	 Turquoise Extra Dark 580.1 PG50/PB36 ****
 Magenta Shade 430.3 PR122 ****	 Violet Shade 470.3 PV23 ****	 Ultramarine Blue Shade 520.3 PB29 ****	 Phthalo Blue Shade 560.3 PB15 ****	 Turquoise Shade 580.3 PG50/PB36 ****
 Magenta 430.5 PR122 ***	 Violet 470.5 PV23 ****	 Ultramarine Blue 520.5 PB29 ****	 Phthalo Blue 560.5 PB15 ****	 Turquoise 580.5 PG50/PB36 ****
 Magenta Tint 430.8 PR122 **	 Violet Tint 470.8 PV23 ***	 Ultramarine Blue Tint 520.8 PB29 ****	 Phthalo Blue Tint 560.8 PB15 **	 Turquoise Tint 580.8 PG50/PB36 ****
 Burnt Sienna Extra Dark 740.1 PR101:1 ****	 Raw Umber Extra Dark 780.1 PBr7 ****	 Paynes Grey Extra Dark 840.1 PB29/PY42/PBk7/PW6 ****	 Neutral Grey Extra Dark 820.1 PW6/PBk7 ****	 Neutral Grey Tint 820.7 PW6/PBk7 ****
 Burnt Sienna Shade 740.3 PR101:1 ****	 Raw Umber Shade 780.3 PBr7 ****	 Paynes Grey 840.3 PB29/PY42/PBk7/PW6 ****	 Neutral Grey Extra Dark 820.2 PW6/PBk7 ****	 Neutral Grey Tint 820.8 PW6/PBk7 ****
 Burnt Sienna 740.5 PR101:1 ****	 Raw Umber 780.5 PBr7 ****	 Paynes Grey Tint 840.7 PB29/PY42/PBk7/PW6 ****	 Neutral Grey Shade 820.3 PW6/PBk7 ****	 Black 800.5 PBk7/PBk11 ****
 Burnt Sienna Tint 740.8 PR101:1 ****	 Raw Umber Tint 780.8 PBr7 ****	 Paynes Grey Tint 840.8 PB29/PY42/PBk7/PW6 ****	 Neutral Grey 820.5 PW6/PBk7 ****	 Titanium White 100.5 PW6 ****

MEDIUMS

 Pearl Medium - White FINE 011 ****	 Pearl Medium - Black FINE 013 PBk7 ****	 Colorless Blender 010 ****
 Pearl Medium - White COARSE 012 ****	 Pearl Medium - Black COARSE 014 PBk7 ****	

Color Range :

The range includes pure colors, tints, shades & extra darks. Indicated by item codes as follows:

- Pure colors (xxx.5)
- Tints (xxx.7 and xxx.8) = pure colors plus white
- Shades (xxx.3) = pure colors plus black
- Extra darks (xxx.1 and xxx.2) = pure colors plus more black

*Pans contain 40%** more than average pastel sticks, & yield at least 4-5 times more coverage.

(**Average, based on a survey of leading brands. See PanPastel.com).

Studio Accessories



Sofft Tools are a new generation of applicators for artists, made from our specially formulated micropore sponge for applying PanPastel. Each tool has a unique shape and size, based on artist's brush shapes. They are versatile, re-usable & easy to clean.

Knives & Covers

When used with Sofft Covers, the traditional painting knife is transformed into a multi-use and absorbent applicator for many techniques.



Round
Knife: 65001
Covers: 62001

Flat
65002
62002

Oval
65003
62003

Point
65004
62004



**Knives & Covers
Mixed Pack**
65100
4 x Knives & 8 x Covers



**Knife & Covers
Single Shape Packs**
65001-4
1 x Knife & 5 x Covers



**Refill Covers
Mixed Pack** 62100
Pack of 40

Knives & Covers are numbered 1-4 for easy ID

**Refill Covers
Single Shapes**
62001-4
Packs of 10

Covers are made from our micropore sponge which is semi-absorbent. Each knife has been ergonomically designed to fit in the hand for ease of use and good control.



Simply match the reference number / shape of the Cover to the Knife e.g use Cover No.1 with Knife No.1.



Gently pull Sofft Cover completely over Knife tip (like a sock). Covers can be re-used several times.

Micropore Sponge

Our specially formulated micropore sponge holds and releases just the right amount of color.

- **Reusable** - durable enough to work with the highly pigmented colors.
- **Easy to clean** - wipe on a paper towel between colors. Washable.
- **Non-Abrasive** - for a smooth uniform finish.
- **Versatile** - use with PanPastel and any water-based medium.
(With inks, acrylics etc. there is no brush stroke. Great for glazes.)

Sponge Applicators

Use with
PanPastel &
Water-Based
Media



Mixed Pack - Sponge Bars
61100
Pack of 4



Sponge Bars
For general application and
blending. Medium size marks.



Round
61021



Flat
61022




Wedge
61023



Point
61024

Single shape packs of 3 sponge bars



Starter Set
69102

Art Sponges

Perfect for blocking in large areas for underpaintings & backgrounds.



Big Oval
61041
Pack of 1



Angle Slice Flat
61031
Pack of 2



Angle Slice Round
61030
Pack of 2



Round
61042
Pack of 4



Combination Set 69100

Applicators

For applying color to small areas. Smaller mark size.



Mini Applicator 63052
Pack of 12



Applicator Handle with Replaceable Heads 63070
1 handle & 4 heads

Replaceable Heads 63071 Pack of 8

Sponges shown -
not to scale

Basic Techniques

It is very easy to begin using PanPastel. Here are some basic techniques to get started:



1. Swipe the Sofft Tool over the pan surface 1-3 times with a circular motion.
Tip: Swiping the pan's surface more than necessary will generate excess dust.



2. The same tool can be used with several colors. "Clean" Sofft Tools between colors by wiping on a dry paper towel.
Tip: Wipe KNIFE/COVER side to side so the paper towel doesn't drag the cover off.



3. Apply like paint to paper / working surface. Reload tool with color as required.



4. Mix colors - like paint - to create intermediate colors. See page 9 for mixing techniques.

PALETTE TRAYS

Palette trays are the ideal way to hold PanPastel in use. They hold the pans securely. Each palette tray has a cover making storage of the colors quick and easy.



TIP To easily lift pans from the palette - use a PanPastel lid.

ERASABLE!



Colors are fully erasable with any eraser. So corrections can be made & mistakes removed easily.



PANPASTEL®

PREPARING TO PAINT

Here are the basic materials suggested to begin using PanPastel :



Kitchen (paper) towel
For cleaning Sofft Tools
between colors.



PanPastel Colors
placed in a palette tray
& Sofft Tools



Eraser -
to correct/
remove color




Selection of papers
(see page 18 for suggestions)

FINISHING - FIXING/FRAMING

Artwork created with PanPastel Colors should be treated as artwork created with soft pastel sticks for fixing, framing etc.

PanPastel Colors work with all pastel compatible products including fixatives.


Although it is not essential, any spray pastel fixative /varnish can be used to protect PanPastel artwork. Whether or not to use fixative and the technique chosen depends on personal preference and the working method.



TIP Fixative can be used as a way to isolate previous layers of color, especially on smoother surfaces.

PANPASTEL vs PASTEL STICK

PanPastel and soft pastel sticks create different marks. Compared to sticks PanPastel is semi-transparent, mixable and low dust. It is also a quicker and cleaner way to achieve more uniform coverage for large blocks of color.



PanPastel

Pastel Stick



*Pans contain 40% more than average pastel sticks, & yield at least 4-5 times more coverage. (Average, based on a survey of leading brands. See PanPastel.com).

Color Mixing

The PanPastel Color range offers a selection of pre-mixed colors as tints, shades & extra darks, (shown below). Uniquely, for pastel color, they can also be mixed like paint for a complete painting palette.

COLOR RANGE



Permanent Red
(pure) 340.5



Permanent Red
Tint 340.8

Tint = Pure Color + White



Permanent Red
(pure) 340.5



Permanent Red
Shade 340.3

Shade = Pure Color + Black




Permanent Red
(pure) 340.5



Permanent Red
Ex. Dark 340.1

Ex. Dark = Pure Color + More Black

Colors can be mixed on the pan surface
or on the working surface (paper)




Mix colors like paint to create intermediate colors.
Note: Traditional color mixing rules apply. Do not overblend to avoid "mud".



Multiple loading - try double or triple loading Sofft Tools for mixing.

Easy to control. Achieve a variety
of marks & layers - from transparent to intense.



Layering - applying thinner layers & glazing layers allows colors underneath to show through.
Many layers can be built up without flooding the paper's "tooth".



Colors can also be applied in heavier layers on textured papers for more opaque effects.



Shows PanPastel Phthalo Blue (560)
(L to R) Extra Dark, Shade, Pure & Tint.

EASY CLEAN-UP



How To Clean Pan Surfaces:

If a pan's surface becomes contaminated with another color, "clean" pan by gently wiping away the contamination with a clean Sofft sponge or paper towel. (See page 7 for cleaning Sofft Tools between colors).



Mediums


PEARL MEDIUMS

PanPastel Pearl Mediums add a lustrous pearlescent sheen and shimmer, which changes depending on the angle they are viewed from, this also creates dimension.

The Pearl Mediums are mica based and can be mixed with all PanPastel Colors for custom pearlescent colors or used on their own for mixed media.



PanPastel Pearl Mediums
White (Fine & Coarse), Black (Fine & Coarse)




ONLINE TUTORIAL →



VIDEO: [PaintDrawBlend.com/owl](https://www.PaintDrawBlend.com/owl)

Joanne Barby uses PanPastel Metallic and Pearlescent Colors to add luminosity & dimension to her paintings. Including for this owl painting which is available as a free online video tutorial. @JoanneBarby

Black Pearl Mediums
Create rich
jewel tones



Pearl Medium Black Coarse
mixed with Violet 470.5

White Pearl Mediums
Create custom
pearlescent colors




Pearl Medium White Coarse
mixed with Violet 470.5

COLORLESS BLENDER

One of the most important and unique characteristics of PanPastel Colors is that they are dry (pastel) colors that can be mixed like fluid paints. They "flow" even though they are dry.

The Colorless Blender enhances the "flow" and extends the blending possibilities of PanPastel.



Using Colorless Blender:
Color can be extended (diluted) & becomes more transparent, but the color itself remains the same.

Mixing with White:
Changes the color by tinting it, making it more opaque.

Drawing

PanPastel is popular for many drawing & sketching techniques.



SUBTRACTIVE



Tone paper using PanPastel and one of the larger Soft Sponges (Angle Slice or Big Oval). Then use an eraser for subtractive drawing techniques.

QUICK SKETCH

PanPastel is a great way to render quick sketches for color studies, underpaintings etc.

ONLINE CLASS

TIP Change line weight by varying pressure on Soft Tools. Also manipulate sponges and use edges for different size marks.



Sharlena Wood - "Drawing Wild Animals" - Craftsy Class

IMAGE TRANSFER

Easily transfer a drawing or image using PanPastel. A quick and easy alternative to using transfer paper.



Print image onto lightweight paper. (E.g. photocopy paper).



On reverse side of image - cover with a PanPastel earth color. Shown Red Iron Oxide Shade (380.3)



Place image, right side up, on top of desired transfer surface. Using a blunt tipped instrument, trace carefully along outline of printed image.



Lift paper. Image is now transferred to desired surface.

"PREMIER COUP"
DVD AVAILABLE



ALLA PRIMA

“ I use different PanPastel Colors for my initial block-ins for my Premier Coup (Alla Prima) oil painting studies, because they offer the artist a multiple of dry color set-ups in which you can really build up beautifully rich texture and pure color oil paint strokes. No more melting into an underpainting's wash. **DAVID KASSAN** ”



David Kassan "Aubrey"
PanPastel Black & Sofft Knife No.4
with General Pencil White Charcoal Pencil

DAVID KASSAN



“ I've been using PanPastel now for the past 6 years, I started using them for the basic block-ins for my charcoal drawings, because they offer the artist a painterly expressive approach to handling an otherwise linear approach. PanPastel has really changed the way I make paintings and drawings, it has given my realist work an expressive foundation on which to build on. ”

DavidKassan.com





Painting

The principles of painting with PanPastel are very similar to painting with other mediums, except that the colors are dry rather than wet. Which brings many advantages - PanPastel is instant, doesn't require water or solvents, combines well with other media and will work on almost any surface.




UNDERPAINTINGS A great way to begin using PanPastel for paintings is to lay down an underpainting. For example blocking-in for a landscape.

BACKGROUNDS Blend colors one into the other to create a gradated effect as a base to build on with PanPastel and/or other media.



SKETCH Using Sofft Knife (with cover) sketch the outline for the painting. (Watch Deborah Secor's painting workshop at PanPastel.com)

MIX & APPLY Using direct and deliberate marks, begin painting. *Tip: Lift the applicator once the mark has been made to avoid over-blending i.e. don't overwork.*



Donna Aldridge 100% PanPastel

Practice with simple studies - for example a detail such as an eye. (Watch this Donna Aldridge demonstration on PanPastel.com)

**FREE ONLINE PAINTING WORKSHOP
AT PANPASTEL.COM**



Deborah Secor 100% PanPastel

Mixed Media

MIXED MEDIA

Great for mixed media including:

- ▶ Pencils
- ▶ Pastel Sticks
- ▶ Inks
- ▶ Acrylics
- ▶ Acrylic Grounds
- ▶ Watercolors
- ▶ Encaustic
- ▶ Polymer Clay
- ▶ Markers



PanPastel can be used with other artist's media

COLORED PENCILS

A great way to add super-fine details to a PanPastel painting is to use colored pencils. PanPastel is compatible with colored & pastel pencils.



Colored pencils, markers & pens are great for adding super-fine details

PASTEL STICKS

Soft pastel sticks can be used to add texture, opaque details & highlights to the final layers of a PanPastel painting.



Soft pastel sticks & PanPastel

WET MEDIA PanPastel Colors can be used over watercolors, inks etc once dry. Sofft Tools can be used with any water-based artist's medium - eliminating the brush stroke for smooth marks and glazes.



TIP For wet wash techniques with PanPastel add 25-50% rubbing alcohol to water for best results.
IMPORTANT! Do not apply wet tools, fluids or mediums to pan's surface. Liquids should only be applied to color on the working surface.

SYDNEY MCGINLEY

“PanPastel allows me the freedom to use tools such as the Sofft sponges to add to my mark-making. With a Sofft sponge loaded with color I am able to make a swathe on the paper surface which can stand alone or become a layer to hold pencil or stick. The area can be fresh and alive with just the PanPastel alone. More layering is possible if desired.
sydneymcginley.com”

”




Sydney McGinley "Woman in Patterned Wrap"
PanPastel with some pastel stick details

Mixed Media

ENCAUSTIC

PanPastel Colors are a quick and easy way to add color to encaustic artwork. PanPastel can be used with both the clear (unpigmented) encaustic medium & encaustic paints.

An easy way to start using PanPastel for encaustics is to use a stencil or template (*a basic knowledge of encaustic painting techniques is required*):





Patricia Baldwin Seggebruch



1. Prepare surface by applying clear encaustic medium as normal. Fuse with heat gun.

2. While the surface is still slightly warm - position template or stencil. Apply PanPastel color over stencil.

3. Fuse with heat gun. PanPastel will become permanently "fixed" in the medium, once it cools.



4. Once cool, apply a transparent layer of encaustic paint, then fuse and build further layers as desired.

Using PanPastel on the final layers of an encaustic painting.


Adding Pearlescent PanPastel for shimmer

PATRICIA BALDWIN SEGGEBRUCH

“ I am doing things very differently now that I've had the opportunity to fall in love with PanPastel! I adore the consistency of the pastels because they allow me fluid, soft blending on the cool encaustic layers that other pastels do not support.

I use PanPastel Colors in many different ways with my encaustic painting. The most deliberate use of them is to 'blush' or 'tint' the wax as I apply layers of medium and encaustic color.

This blushing offers a new look to the coloring of the wax in that it is more diffuse and transparent; offering more layering and depth development than is possible with just encaustic colors. ”



PBSArtist.com

DIGITAL - HAND-COLORING

PanPastel works well on digital (ink-jet & laser) papers, so it is the perfect medium to hand-color digital prints and photographs.

The ability to apply controlled transparent layers of color allows the print underneath to show through.

“PanPastel has made it possible for me to continue to hand-color my digital photographs. I was thrilled when I discovered the ease and convenience of PanPastel.”
DIANNE POINSKI



Dianne Poiniski "Illuminated"
PanPastel Hand-Colored Ink-Jet Photographic Print

Take a class!
PhotoArtistryWorkshop.com



- 1 Convert any image to black and white using Photoshop or similar photo editing software.
- 2 Print image on good quality ink-jet paper (non-glossy).
- 3 Using a Sofft Tool e.g. Applicator (63070), apply PanPastel color lightly to image, building up transparent layers.



TIP Apply thin transparent layers. Before applying remove any excess color from the applicator on a dry paper towel.

DIANNE POINSKI

“I first began using PanPastel shortly after I started shooting with a digital camera. For years I printed fiber based prints in the darkroom and used photo oil paints on these prints. Since I was now printing pigment prints on cotton rag paper, using oil paints was no longer an option.

Other methods I had seen of coloring digital prints with pastels did not have the same translucent quality that the oil paints possessed. It was this quality that I was not willing to give up and PanPastel was the answer.”

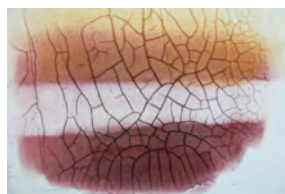



DiannePoiniski.com

More Mixed Media

STENCILS

Using templates & stencils is a quick and easy way to add pattern and effects to mixed media projects, including encaustics.



Crackle Paste



Micaceous Iron Oxide




Fiber Paste



Pastel Ground

ACRYLIC GROUNDS

PanPastel can be applied over many grounds including acrylic grounds for a multitude of mixed media effects. Useful for three dimensional objects.



TIP Use masking tape as an easy way to create straight edges and lines.

VIDEO WORKSHOP
WITH KIT 30076



Donna Downey
PanPastel on modeling paste

DONNA DOWNEY

“ PanPastel Colors make painting easy, quick and for some reason they make me feel free. I can do things with PanPastel that I couldn't think about doing with paint and the fact that they are erasable... AWESOME!

DonnaDowney.com ”

Surfaces

PanPastel Colors are very versatile and work well on all non-glossy surfaces - from smooth / low tooth papers to toothy / textured surfaces and everything in-between.

Note: Each surface will give a different final result. On smoother surfaces the color lays down in more transparent layers. On textured surfaces the color is more intense as the tooth "grabs" more color from the sponge. Experiment with many different surfaces.

Use on most art surfaces - from smooth to textured




Vellum



Marker Paper



Printmaking Paper



Watercolor Paper




Canvas



Pastelbord®



Sanded Pastel Paper



Wood

Pastelbord® is a trademark of Ampersand Art Supply


VIDEO WORKSHOP
WITH KIT 30075



Donna Downey
PanPastel stenciled over tissue paper

DELICATE PAPERS

Because PanPastel is a dry color medium it can also be used on very thin & delicate papers, like tissue paper, which would normally bleed and buckle with wet paint.



Sets

PanPastel Colors are available in a selection of sets. All sets offer excellent value and include free Sofft Tools.


5 Color Sets

Contents:
 5 x Colors
 1 x Storage Jar
 1 x Sofft Mini Applicator
 2 x Sofft Knife Covers
 1 x Sofft Sponge Bar




30051 Starter Set - Painting (5 Color Set)

30051 Starter Set - Painting



30052 Starter Set - Tints




30053 Starter Set - Shades



30054 Greys



30055 Blues



30056 Starter Set - Extra Darks



30057 Shadows



30058 Earth Colors




10 Color Sets

Contents:
 10 x Colors
 2 x Storage Jars
 2 x Sofft Mini Applicators
 4 x Sofft Knife Covers
 2 x Sofft Sponge Bars




30101 Painting (10 Color Set)


30101 Painting




30102 Drawing



30103 Seascape



30104 Greens



30105 Extra Darks - Warm



30106 Extra Darks - Cool



Set contents may vary slightly depending on availability.

PAN PASTEL®

20 Color Sets & Kits



30201 Painting / Pure Colors (20 Color Set)



30204 Tints

220.8	250.8	270.8	280.8	340.8
380.8	430.8	470.8	520.8	560.8
580.8	620.8	640.8	660.8	680.8
740.8	780.8	820.8	840.8	100.5

30206 Shades

220.3	250.3	270.3	280.3	340.3
380.3	430.3	470.3	520.3	560.3
580.3	620.3	640.3	660.3	680.3
740.3	780.3	820.3	840.3	800.5

30207 Extra Darks

220.1	250.1	270.1	280.1	340.1
380.1	430.1	470.1	520.1	560.1
580.1	620.1	640.1	660.1	680.1
740.1	780.1	820.2	820.1	840.1

Contents:

- 20 x Colors
- 4 x Storage Jars
- 3 x Sofft Mini Applicators
- 2 x Sofft Sponge Bars
- 1x Sofft Big Oval Sponge
- 2 x Sofft Knives
- 10 x Sofft Knife Covers



30201 Painting / Pure Colors

220.5	250.5	270.5	280.5	340.5
380.5	430.5	470.5	520.5	560.5
580.5	620.5	640.5	660.5	680.5
740.5	780.5	820.5	800.5	100.5

30202 Landscape

280.3	270.3	250.3	270.5	250.8
780.5	380.3	430.3	340.5	740.8
680.3	640.3	640.5	640.8	560.8
580.3	520.5	840.3	820.5	100.5

30203 Portrait

270.8	280.8	340.8	470.8	380.8
380.3	740.3	740.5	740.8	780.8
780.3	780.5	340.5	840.3	820.5
250.3	660.3	580.3	520.3	100.5

Joanne Barby Kits

Joanne Barby selected the colors in these kits. Joanne is a popular artist who paints and teaches with PanPastel Colors. Several video tutorials on the PanPastel YouTube Channel were created with Joanne.

30251 Joanne Barby - General Painting Kit (20 Colors)

250.5	280.5	340.5	430.5	430.1	470.1	520.5	560.1	560.5	580.5
620.5	740.5	780.8	840.3	800.5	100.5	911.5	013	011	010

30252 Joanne Barby - Seascape Painting Kit (20 Colors) Includes a free video tutorial

470.3	470.8	520.1	520.5	560.1	560.3	560.5	580.5	580.8	620.5	
800.5	100.5	740.8	740.5	910.5	930.5	954.5	955.5	956.5	620.3	

- Contents:** 20 x PanPastel Colors 1 x Palette Tray with Cover 3 x Sofft® Knives
 15 x Sofft® Knife Covers 2 x Sofft® Angle Slice Sponges 2 x Sofft® Sponge Bars

20


Colors
+ Palette & Tools



Sets


Metallics

30031 Metallics - Golds/Bronze (3 Colors)



910.5 911.5 930.5

30032 Metallics - Silver/Pewter/Copper (3 Colors)



920.5 921.5 931.5

Available in kit format
Ref. 30077

30061 Metallic Colors (6 Colors)



910.5 911.5 920.5 921.5 930.5 931.5

Contents - 3 Color Sets:

- 3 x Colors
- 1 x Storage Jar
- 1 x Sofft Mini Applicator
- 2 x Sofft Knife Covers
- 1 x Sofft Sponge Bar




30031 Metallics -
Golds / Bronze (3 Color Set)

Pearlescent & metallic colors
also available in kit format
Refs. 30077 / 30078 / 30113

Pearlescent

30033 Pearlescent - Primary Colors (3 Colors)



951.5 953.5 955.5


30034 Pearlescent - Secondary Colors (3 Colors)



952.5 954.5 956.5

Available in kit format
Ref. 30078

30062 Pearlescent Colors (6 Colors)



951.5 952.5 953.5 954.5 955.5 956.5

Contents - 6 Color Sets:

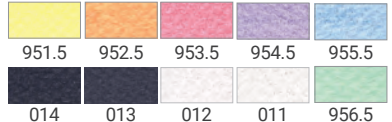
- 6 x Colors
- 2 x Storage Jars
- 2 x Sofft Mini Applicators
- 4 x Sofft Knife Covers
- 2 x Sofft Sponge Bars



30062 Pearlescent (6 Color Set)

Kit Format

30113 Pearlescent Colors & Mediums Kit



Mediums

30005 - Mediums



014 013 012 011 010

Contents:

- 5 x Mediums
- 1 x Storage Jar
- 1 x Sofft Mini Applicator
- 2 x Sofft Knife Covers
- 1 x Sofft Sponge Bar



30005 Mediums Set (5 pc)

Full Range Sets



30800 Original Colors (80 Colors)
in 4 x Palette Trays plus Sofft Tools

= FREE! =
Sofft Tools
in All
Sets




30817 Pearlescents, Metallics & Mediums (17 Colors)
in a palette tray with Sofft Tools.

Kits PANPASTEL®

All kits are in a convenient hanging pack format.

30071 Basic Colors (7 Colors)



30072 Landscape Starter (7 Colors)



30073 Portrait Starter (7 Colors)




30074 Sketch & Tone (7 Colors)



30079 Greyscale (7 Colors)



30081 Skin Tones (7 Colors)



30083 Lia Griffith - Designer Kit (7 Colors + 3 x Sofft Sponge Bars)




Kit Contents:

- 7 or 10 Colors
- 1 x Palette Tray
- 1 x Sofft Knife
- 1 x Sofft Sponge Bar
- 2 x Sofft Knife Covers
- 1 x Sofft Angle Slice



Lia Griffith




Jason Morgan



Wildlife Painting - Jason Morgan

Wildlife artist Jason Morgan selected the PanPastel Colors in this kit. Jason shares his wildlife painting techniques with artists worldwide via online tutorials, e-books & DVDs. **Includes free online video tutorial.**

30082 Wildlife Painting (10 Colors)




Mixed Media - Donna Downey

The colors in these kits were selected by mixed media artist Donna Downey. Donna is a bestselling author & instructor. **Each kit includes free online video tutorial.**

30075 Exploring Mixed Media 1 (7 Colors)



30076 Exploring Mixed Media 2 (7 Colors)



Mixed Media 1

Flower Coloring - Susan Tierney Cockburn

Susan is known worldwide for her beautiful handmade paper flowers. Using her unique techniques to create flowers from paper she then colors them with PanPastel for realistic colorful blooms.


30115 Flower Coloring Kit 1 (10 Colors)



30116 Flower Coloring Kit 2 (7 Colors)



30117 Flower Coloring Kit 3 (10 Colors)



Kit Contents:

- 7 or 10 x Colors
- 1 x Palette Tray
- 2 x Sofft Knives
- 4 x Sofft Knife Covers
- 1 x Sofft Sponge Bar



Retail Merchandisers

Floor Displays



DFS - Comprehensive Assortment
 Full Range of PanPastel Open Stock Colors
 Full Range of Sofft Tools, Most Sets & Palettes
 Metal Display
 Size: 36x13.5x72" / 92x34x183 cm
 (Excl. header)

Ref. 93214-DBL-F



SFS - Limited Assortment
 Open Stock Colors Full Range
 Limited Selection of Sets & Sofft Tools
 Metal Display
 Size: 18x13.5x78" / 46x34x198 cm
 (Excl. header)

Ref. 93213-SGL-F

Counter Display



OSC - Open Stock Colors

Open stock color range

Metal display

Size: 18x13.5x42" / 46x34x106 cm
(Excl. header)

Ref. 93310-COL-C

Counter Trays

Compact cardboard counter tray displays.
Ships with pre-pack assortment
of open stock as shown.



Mediums - Counter Tray

Stock prepack of 5 mediums
36 pieces - 6 of each Pearl Medium
& 12 Colorless Blenders

Ref. 20914

Counter Tray Size (incl header):
14 x 6.75 x 11.75" / 36 x 17 x 30 cm



Metallics & Pearlescents - Counter Tray
Stock prepack: 6 Metallic & 6 Pearlescent
36 pieces - 3 of each color

Ref. 20913

Contact us for more information on our merchandising program:
info@panpastel.com

Ordering Info



PANPASTEL®

Open Stock Colors	Color Ref.	Item Code	Open Stock Colors	Color Ref.	Item Code
Titanium White	100.5	21005	Chromium Oxide Green	660.5	26605
Hansa Yellow	220.5	22205	Chromium Ox. Green Extra Dark	660.1	26601
Hansa Yellow Extra Dark	220.1	22201	Chromium Oxide Green Shade	660.3	26603
Hansa Yellow Shade	220.3	22203	Chromium Oxide Green Tint	660.8	26608
Hansa Yellow Tint	220.8	22208	Bright Yellow Green	680.5	26805
Diarylide Yellow	250.5	22505	Bright Yellow Green Extra Dark	680.1	26801
Diarylide Yellow Extra Dark	250.1	22501	Bright Yellow Green Shade	680.3	26803
Diarylide Yellow Shade	250.3	22503	Bright Yellow Green Tint	680.8	26808
Diarylide Yellow Tint	250.8	22508	Burnt Sienna	740.5	27405
Yellow Ochre	270.5	22705	Burnt Sienna Extra Dark	740.1	27401
Yellow Ochre Extra Dark	270.1	22701	Burnt Sienna Shade	740.3	27403
Yellow Ochre Shade	270.3	22703	Burnt Sienna Tint	740.8	27408
Yellow Ochre Tint	270.8	22708	Raw Umber	780.5	27805
Orange	280.5	22805	Raw Umber Extra Dark	780.1	27801
Orange Extra Dark	280.1	22801	Raw Umber Shade	780.3	27803
Orange Shade	280.3	22803	Raw Umber Tint	780.8	27808
Orange Tint	280.8	22808	Black	800.5	28005
Permanent Red	340.5	23405	Neutral Grey	820.5	28205
Permanent Red Extra Dark	340.1	23401	Neutral Grey Extra Dark 1	820.1	28201
Permanent Red Shade	340.3	23403	Neutral Grey Extra Dark 2	820.2	28202
Permanent Red Tint	340.8	23408	Neutral Grey Shade	820.3	28203
Red Iron Oxide	380.5	23805	Neutral Grey Tint 7	820.7	28207
Red Iron Oxide Extra Dark	380.1	23801	Neutral Grey Tint 8	820.8	28208
Red Iron Oxide Shade	380.3	23803	Paynes Grey	840.3	28403
Red Iron Oxide Tint	380.8	23808	Paynes Grey Extra Dark	840.1	28401
Magenta	430.5	24305	Paynes Grey Tint 7	840.7	28407
Magenta Extra Dark	430.1	24301	Paynes Grey Tint 8	840.8	28408
Magenta Shade	430.3	24303	Metallics		
Magenta Tint	430.8	24308	Light Gold	910.5	29105
Violet	470.5	24705	Rich Gold	911.5	29115
Violet Extra Dark	470.1	24701	Silver	920.5	29205
Violet Shade	470.3	24703	Pewter	921.5	29215
Violet Tint	470.8	24708	Bronze	930.5	29305
Ultramarine Blue	520.5	25205	Copper	931.5	29315
Ultramarine Blue Extra Dark	520.1	25201	Pearlescent		
Ultramarine Blue Shade	520.3	25203	Pearlescent Yellow	951.5	29515
Ultramarine Blue Tint	520.8	25208	Pearlescent Orange	952.5	29525
Phthalo Blue	560.5	25605	Pearlescent Red	953.5	29535
Phthalo Blue Extra Dark	560.1	25601	Pearlescent Violet	954.5	29545
Phthalo Blue Shade	560.3	25603	Pearlescent Blue	955.5	29555
Phthalo Blue Tint	560.8	25608	Pearlescent Green	956.5	29565
Turquoise	580.5	25805	Mediums		
Turquoise Extra Dark	580.1	25801	Colorless Blender	010	20010
Turquoise Shade	580.3	25803	Pearl Medium - White Fine	011	20011
Turquoise Tint	580.8	25808	Pearl Medium - White Coarse	012	20012
Phthalo Green	620.5	26205	Pearl Medium - Black Fine	013	20013
Phthalo Green Extra Dark	620.1	26201	Pearl Medium - Black Coarse	014	20014
Phthalo Green Shade	620.3	26203			
Phthalo Green Tint	620.8	26208			
Permanent Green	640.5	26405			
Permanent Green Extra Dark	640.1	26401			
Permanent Green Shade	640.3	26403			
Permanent Green Tint	640.8	26408			

Open Stock Trade Pack Quantities (MOQ):

PanPastel Colors: 3 pieces

Soft Tools: 6 pieces

PanPastel.com

Sofft® PANPASTEL®

PANPASTEL®

Sets	Item Code	Sets & Kits	Item Code
5 Color Sets		Kits (Hanging Pack)	
Starter - Painting	30051	Basic Colors (7 Colors)	30071
Starter - Tints	30052	Landscape Starter (7 Colors)	30072
Starter - Shades	30053	Portrait Starter (7 Colors)	30073
Greys	30054	Sketch & Tone (7 Colors)	30074
Blues	30055	Mixed Media 1 - Donna Downey (7 Colors)	30075
Starter - Extra Darks	30056	Mixed Media 2 - Donna Downey (7 Colors)	30076
Shadows	30057	Greyscale (7 Colors)	30079
Earth Colors	30058	Skin Tones (7 Colors)	30081
10 Color Sets		Wildlife Painting - Jason Morgan (10 Colors)	30082
Painting	30101	Lia Griffith (7 Colors)	30083
Drawing	30102	Flower Coloring 1 - Susan Tierney Cockburn (10 Colors)	30115
Seascape	30103	Flower Coloring 2 - Susan Tierney Cockburn (7 Colors)	30116
Greens	30104	Flower Coloring 3 - Susan Tierney Cockburn (10 Colors)	30117
Extra Darks - Warm	30105	Metallics (6 Colors)	30077
Extra Darks - Cool	30106	Pearlescent Colors (6 Colors)	30078
20 Color Sets		Pearlescent Colors & Mediums (10 Colors)	30113
Painting / Pure Colors	30201	Metallic Sets	
Landscape	30202	Gold & Bronze (3 Colors)	30031
Portrait	30203	Silver, Pewter, Copper (3 Colors)	30032
Tints	30204	Metallics (6 Colors)	30061
Shades	30206	Pearlescent Sets	
Extra Darks	30207	Pearlescent - Primary Colors (3 Colors)	30033
20 Color Kits		Pearlescent - Secondary Colors (3 Colors)	30034
Joanne Barby - General Painting	30251	Pearlescent Colors (6 Colors)	30062
Joanne Barby - Seascape Painting	30252	Mediums Set	
Accessories		Mediums (5 Mediums)	30005
Palette Trays		Full Range Sets	
Palette Tray (empty) holds 10 colors	35010	Original Colors (80 Colors)	30800
Palette Tray (empty) holds 20 colors	35020	Metallics, Pearlescents, Mediums (17 Colors)	30817

Sofft®

Knives & Covers	Item Code	Sponges & Applicators	Item Code
Knives		Sponges	
Knife No. 1 - Round (1 Knife & 5 Covers)	65001	Sponge Bar - Round (3 pc)	61021
Knife No. 2 - Flat (1 Knife & 5 Covers)	65002	Sponge Bar - Flat (3 pc)	61022
Knife No. 3 - Oval (1 Knife & 5 Covers)	65003	Sponge Bar - Wedge (3 pc)	61023
Knife No. 4 - Point (1 Knife & 5 Covers)	65004	Sponge Bar - Point (3 pc)	61024
Knives - Mixed (4 Knives & 10 Covers)	65100	Sponge Bars - Mixed (4 pc)	61100
Covers		Angle Slice - Round (2 pc)	61030
Covers No. 1 - Round (10 Covers)	62001	Angle Slice - Flat (2 pc)	61031
Covers No. 2 - Flat (10 Covers)	62002	Big Oval Sponge (1 pc)	61041
Covers No. 3 - Oval (10 Covers)	62003	Round (4 pc)	61042
Covers No. 4 - Point (10 Covers)	62004	Applicators	
Covers - Mixed (40 Covers)	62100	Mini Applicators (12 pc)	63052
Sofft Tools Sets		Applicator Handle & 4 Replaceable Heads	63070
Starter Set (8 pc)	69102	Replaceable Heads (8 pc)	63071
Combination Set (44 pc)	69100		

Trade Enquiries: info@panpastel.com

Patented. For details see
<http://www.panpastel.com/pats.html>

SofftArt.com




PAINTING

DRAWING

MIXED MEDIA

PANPASTEL®
Sofft®



Artwork shown (top to bottom):
Donna Aldridge
Sharlena Wood
Donna Downey
Dawn Emerson

SCAN FOR VIDEOS:



Website: PanPastel.com

Blog/Tutorials: PaintDrawBlend.com

Made in USA

info@panpastel.com

Colorfin LLC, Kutztown, PA 19530

© Colorfin LLC. All rights reserved.

Ref. 98002-EN / 2.19