

CRC[®]-25W Dose Calibrator

The standard in providing your nuclear medicine department with the capability to perform dose calibration, wipe tests and lab tests all in one unit!

As a combination of the popular CRC[®]-25R Dose Calibrator and the CAPRAC[®]-R Well Counter, the CRC[®]-25W dose calibrator provides advanced features with the speed and accuracy you need to measure activity and prepare doses. Its ion chamber is one of Capintec's time-tested, high pressure well designs capable of measuring a dose as high as 6 Ci (250 GBq) of Tc 99m with high accuracy. The CRC[®]-25W also features chamber plug-and-play capability.

For wipe testing, the CRC[®]-25W allows the user to define specific counting procedures (protocols) with trigger levels for work, patient, unrestricted areas and sealed source leak tests. The CRC[®]-25W also performs counting functions for wipe tests in as little as 6 seconds at activities as low as 1 nCi. Low activities are measured with a drilled well high sensitivity Sodium Iodide (NaI) detector.

The 6-channel pulse-height analyzer also provides the user with pulse amplitude discrimination, which can be used to help with radionuclide isotope identification.

The chamber and counter of the CRC[®]-25W are combined in a menu driven, push-button interface that is easy to learn and use. Hardwired microchip control eliminates analog switches and dials, while improving measurement response time.

Count on Capintec not only for excellence in energy measurement, but for our unsurpassed customer service, training and support!

- USB and RS232 ports
- Software upgrade via SD flash card
- USB printer capability
- Chamber plug-and-play capability
- Chamber can be placed 100 feet from the readout unit
- Built-in dose calibration, quality control and self diagnostics
- Well counter for wipe tests and laboratory tests
- User-definable protocols for wipe testing
- Large character, high visibility display with automatic backlighting
- Over 80 nuclides in memory
- Automatic energy calibration, zeroing and background subtraction
- Hard copy records of data available from optional dot matrix printer
- Vial and syringe labels on adhesive-backed strips available from optional mini-printer
- 6-channel pulse height analyzer with spectral pulse amplitude discrimination for preliminary isotope identification
- Compatible with nuclear medicine information management systems via USB or Rs-232 ports
- Calculation of printable dose table
- Inventory control maintains inventory of unit dose and kits
- Automated linearity and geometry testing
- Radiochromatography QC package



CRC[®]-25W Dose Calibrator: Item #5130-3216

Console Dimensions

- Height: 13.7cm (5.38in)
- Width: 26.0cm (10.25in)
- Depth: 26.7cm (10.5in)
- Weight: 1.8kg (3.9lb)

Chamber Dimensions

- Height: 43.8cm (17.25in)
- Diameter: 17.2cm (6.76in)
- Weight: 13.6kg (30lb)
- Well Diameter: 6.1cm (2.4in)
- Well Depth: 25.4cm (10.0in)
- Cable Length¹: 3.7m (12ft)

Well Counter Dimensions

- Height: 23.8cm (9.38in.)
- Diameter: 15.2cm (6in.)
- Weight: 6.9kg (15.2lb.)
- Well Diameter: 1.7cm (.67in.)
- Well Depth: 3.8cm (1.5in.)
- Cable Length: 2.7m (9ft.)

¹: Longer cables are available. Consult factory.



CRC-25W Dose Calibrator

Well Detector

- Type: Sodium Iodide (NaI) drilled-well crystal detector
- Energy Discrimination: Fixed range MCA, channel windows are 15-100, 100-200, 200-400, 400-660, 660-800 and >800 keV
- Warning Trigger Levels: User-definable
- Tests: Daily test by standard sources (Cs-137 or Ba-133), data and program memory configuration

Ionization Chamber

- Type: Thin wall, deep well, high pressure
- Measurement: Auto ranging
- Activity Range: Up to 6 Ci (250 GBq)
- Resolution: .001 mBq (.01 μ Ci)
- Response Time: Within 2 sec., for low activity sample, 4 to 16 sec. (user selectable)
- Tests: Daily tests include Auto Zero, Background Adjustment, Voltage Test, Data Check, Accuracy and Constancy

Display Screen

- Type: Dot matrix liquid crystal display
- Bq/Ci Reading: User selectable or fixed
- Calibrator Values: Selected radionuclide, calibration number, measured activity and display units (Bq/Ci)
- Counter Values: Wipe and lab test results

Electrometer

- Accuracy: Better than $\pm 2\%$
- Linearity: Within $\pm 2\%$

Nuclide Data

- Nuclide Setting Keys: 8 pre-set, 5 user selectable
- Calibration # Key: Calibration # Keys for Over 200 nuclides
- System Memory: Over 80 nuclides (w/cal number and half-life)

Standard Source Data

- System Memory: Co-57, Co-60, Ba-133, Cs-137, Ra-226 standard sources

Molybdenum-99 Assay

- Methods: CAPMAC® & canisters
- Measured Values: Mo-99 elution, Tc-99m, Tc-99m/Mo-99 ratio

PC Port

- Interface: RS-232C and USB port
- Compatibility: Standard nuclear medicine management systems

Printer Port

- RS-232 & USB

Power Requirements

- 100-240 VAC (50/60 Hz) 100 MA

Tests

- Diagnostics: Full test of program, system memories

Cable

- Printer (Optional): 1.8m (6ft)

Optional Components




**Well Detector
Auxiliary Shield:**
Item #5420-2072




Epson Roll Printer:
Item #5430-0058



Epson Ticket Printer:
Item #5430-0100




**CRP-200 Dose
Tickets & Labels:**
Item #7120-1199



Chamber Well Insert:
Item #7300-2004



Environmental Shield:
Item #7300-2450



**Vial/Syringe Sample
Holder:**
Item #7300-2005

