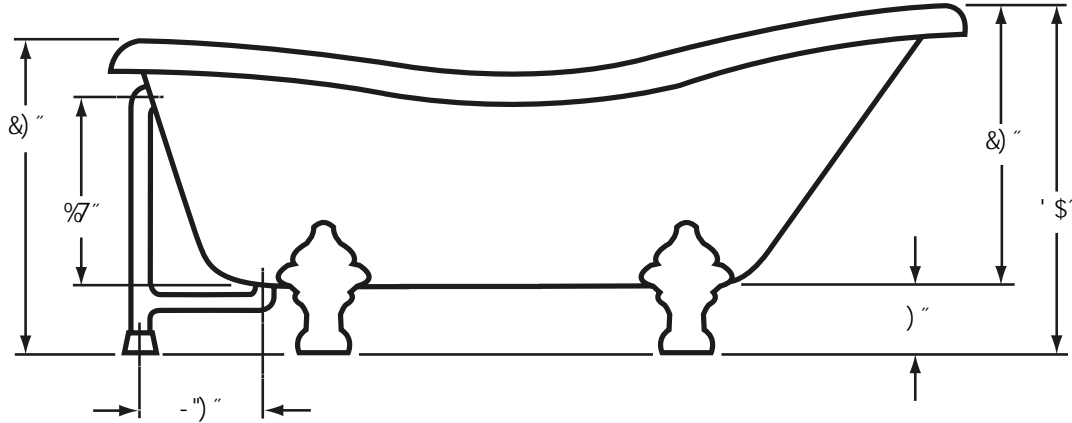


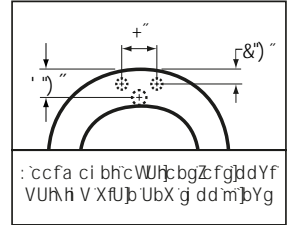
60" Slipper Clawfoot



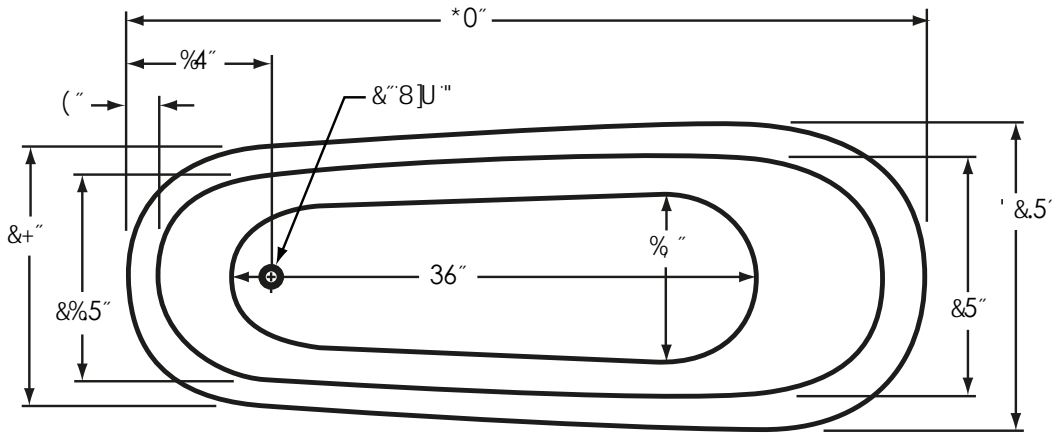
C j YfU 8ja Ybgjcbg
 *0" @ 1" & 5" K 1" \$"
 7 UdUWm
 (0; U"cbg
 8fmK Y[] \h
 8\$ "Vg"
 : i "K Y[] \h
 (14"Vg"



8ja Ybgjcbg\ck b \Uj Y U h YfU bW cZ
 -#& " 8ja Ybgjcbg\ck b bchtc gWY"



: ccfa ci bh cWUjc bgZc fgjdYf
 VU h h V XfUj UbX g dd mjbYg



Notes: Please measure your actual product for rough-in details. All product dimensions have a tolerance of $\pm 1/2"$. Install this product according to the installation instructions.
 American Bath Factory reserves the right to make revisions without notice to product specifications. For most current specs, visit our site: americanbathfactory.com