



  
**TEI SPA**<sup>®</sup>  
BEAUTY

**Beauty e-Book**

**When  
Beauty  
Meets  
Hi-Tech<sup>®</sup>**

# Contents

Introduction .....	3
OxyDerm .....	6
OxyCalming Serum .....	10
T.E. 360 .....	12
ojo RENEW .....	16
24 Karat Gold Firming Serum .....	20
CollaGenie .....	22
Beauty On-The-Go .....	26
Geni Mister .....	27
More Hi-Tech Products .....	28
SonicWave Spatula .....	29
Questions & Answers .....	30





# Introduction

The Founder and CEO of Tip Essentials, Inc., Pei Eichel, began her career in fashion and beauty in the early eighties and in the nineties, she also owned her own apparel company.

She has experience in merchandise, production and manufacturing around the world. This gave her a diverse skill set and the unique perspective of being behind the scenes on manufacturing and development; retail sales at the consumer level and insight into international trends and markets. In 2001, she started a California based company, Tip Essentials, Inc. Which is still dedicated to private labeling for the most prestigious companies known. As a manufacturing of promotional items with custom packaging and components, turn-key in cosmetics, injection molding and high-end machinery for specialized fills. She continues to travel the world to scout out the newest technology, personally inspects and audits the factories to be sure to exceed the expectations of clients.

*“We believe healthy,  
radiant skin  
is always in style”*

In 2002, a well-known cosmetic company gave her the opportunity to design a microdermabrasion tool which lead her to build her own brand, “**TEI Spa Beauty**”, in 2007. She designs professional portable beauty devices for on-the-go professionals, aestheticians and for consumers to use at home.

**TEI Spa Beauty** is located in Las Vegas, Nevada. Our devices are originally developed for professional estheticians, facialists, dermatologists and cosmetologists, Med-Spas, Day Spas, which both women and men can now use in the privacy of their own homes. These devices allow you to experience the benefits of professional facials, spa quality facial and body cleansing, full body exfoliation, acne treatments, microdermabrasion, anti-aging treatments and much more. The targeted benefits of **TEI Spa Beauty** products range from deep pore cleansing to smoothing out fine lines and wrinkles, ridding of acne and scars and thereby creating lasting results. By using these products at home you can extend the results of your facial or skin care regimen and save money.

*“When Beauty  
Meets Hi-Tech”*

Our company is FDA registered. **TEI Spa Beauty** products are TSA approved and cruelty free.



# Skincare Routine

The latest TEI Spa Beauty products has everything to do with  
“The Final Result”

## 4 steps to get Radiant Healthy Skin

1



1

Our **TSB routine** starts with cleansing and then exfoliating the skin. Make sure the product you use does not strip the skin of moisture but removes every ounce of makeup and grime on the face, like our **GBELLE** Cleanser with the silicone brush.

2



2

Once your face is all washed and exfoliated, it is time to use the **OxyDerm** to sterilize the skin and get rid of any bacteria underneath the skin’s surface. We suggest using the **OxyDerm** 2 to 3 mins per day. If you have dry skin 3 times a week.

3



3

Our skincare routine does not stop here. Are you ready to get a 20 min facelift? Well, we are sure you are! Our **T.E.360**, (on the right), is the answer. Your esthetician will simply work the face in 4 quarters, 5 mins each section.

After, we suggest the **ojo Renew**, (on the left), for the undereye areas.

(Find an Esthetician near you that uses TSB products)



4



4

Now its time for hydration. Our **CollaGenie** Facial Mask is the answer to hydrating the skin. It is as easy as 1-2-3. Press-Mix-Apply!

You can incorporate the **OxyDerm**, **ojo Renew** & **CollaGenie** into your weekly skincare routine.

However, the **TE360** (20 min facelift) is for professional use only.

A woman with dark hair pulled back, wearing a grey sports bra with green trim and black boxing gloves. She is looking directly at the camera with a determined expression. The background is a bright sunset over a landscape, with the sun low on the horizon, creating a warm, golden glow. The text is overlaid on the right side of the image.

**Fight  
blemishes,  
bacteria,  
skin congestion  
& more...**



# OxyDerm™

## Ozone Therapy - High Frequency

High frequency treatments are used to stimulate, sanitize and heal the skin. Used for years, this type of treatment is designed to provide high frequency currents that generate warmth in the skin and stimulate nerve endings, in turn increasing blood circulation, nourishing the skin and improving product penetration within the skin. In addition, high frequency facial treatments result in an improvement of the appearance of the skin as well as a reduction in fine lines and wrinkles.

This high frequency facial tool zaps the skin with small electrical currents that generate oxygen. This oxygen travels into the skin to kill acne-causing bacteria within blemishes while reducing inflammation and redness. This tool shortens the lifespan of your blemish, prevents future breakouts, and reduces the likelihood of post-inflammatory hyperpigmentation.

The OxyDerm purifies and sterilizes the skin, fights against inflammation, and accelerates the skin's metabolism.

TEI Spa Beauty's professional technology has made it possible for those with blemish prone skin to experience maximum anti-acne results in the comfort of their own home, in just minutes a day. It visibly brightens skin tone and complexion for healthy, radiant skin.



**Kit Includes:** OxyDerm Tool, OxyCalming Serum (30mL), Travel Pouch

## How To Use:

- 1) Use on clean and dry skin. It is recommended to use the OxyDerm at night, starting at the first strength level. Once you have gotten accustomed to the sensation of the zap, you can go to the next strength level.
- 2) Turn on the device and allow to generate clean ozone for 15-20 second before placing on skin
- 3) Use incircular motions in areas of concern. 1-2 minutes depending on your level of comfort.
- 4) After your treatment, apply the OxyCalming Serum on treated areas, to help calm the skin.

**Before use, review the safety warnings below and DO NOT USE if:**

- if you are pregnant, nursing or menstruating;
- if you suffer from severe or cystic acne;
- if you have recently undergone a cosmetic procedure, had an acid peel or used Accutane with the past 30 days; had skin grafting or metal material transplant;
- if you have metal braces;
- if you use a pacemaker or have a battery-operated heart pump; have a history of heart disease; have high blood pressure;
- have internal ulcers, tumors, cerebral embolism, or skin diseases such as herpes, skin cancer, general lupus, erythematous, etc;
- with any metal object on or around the treatment area. Keep the tool at least 3 ft away from electrical devices;
- around abdominal region if you use an intrauterine contraceptive ring.

BEFORE



AFTER



**OxyDerm:** Reduction of Acne and Acne Marks. Results with use of OxyDerm High Frequency Ozone Facial Tool after 4 weeks of use.

BEFORE



AFTER



**OxyDerm:** Acne treatment. Results with use of OxyDerm High Frequency Ozone Facial Tool after 2 weeks of use.

BEFORE



AFTER



**OxyDerm:** Treatment of redness and inflammation. Results with use of OxyDerm High Frequency Ozone Facial Tool after 1 week of use.

**Natural & Healthier**  
way to solve your skin concerns

**OxyDerm®**  
High Frequency Ozone Beauty Device



## For All Skin Types

- **For Oily Skin:** Produce a drying effect that kills bacteria and diminishes excess sebum. Use daily, or as needed, on T-zone and U-zone in small circular motions for 1-2 minutes.
- **For Combination Skin:** Use 3-4 times per week, or as needed. Focus use on oily areas and use minimally on sensitive areas.
- **For Dry Skin:** Produce a warming effect that increases activity in the glands and optimizes skin nourishment. Use 2-3 times per week, or as needed, on T-zone in small circular motions for up to 1 minute.

### Key Benefits:

- Safely kills acne-causing bacteria
- Minimizes inflammation and redness
- Reduces acne and prevents future breakouts

### Professional treatment:

- After Extractions
- Before serums
- Before masques

The OxyDerm bulb is very fragile and breakable. Please handle with care and replace cap when not in use.

Things you might not know about  
**The amazing OxyDerm** High Frequency Ozone Beauty Device

**After Facial Threading**  
Eases irritations, rashes and redness. Prevents breakouts and pimples

**After Waxing**  
Keeps skin smooth, soft and free from bumps and ingrown hairs

**Treating Acne**  
Sterilizes skin and kills acne-causing bacteria

**Treating Skin Tags**  
Helps to reduce the size of skin tags

**Treating Bug Bites**  
Relieves sting and itchiness from bug bites

**After Shaving**  
Reduces annoying razor clogs and soothe nicks and breakouts

Follow TEI Spa Beauty on     



# Customer Voted Top 1 Selling

“OxyDerm &  
Oxy Calming Serum”



Best  
Tool  
since  
2014



# OxyCalming Serum™

*Natural and organic  
blend of botanical extracts*



Natural and organic blend of botanical extracts that help in the relief of irritation. Aides in the healing and replenishing of the skin's barrier. Reduces redness and inflammation and instantly delivers results and comfort.

## **How to Use:**

Apply 2-3 pumps to clean dry skin.  
Can be used on face and body.

## **Key Ingredients:**

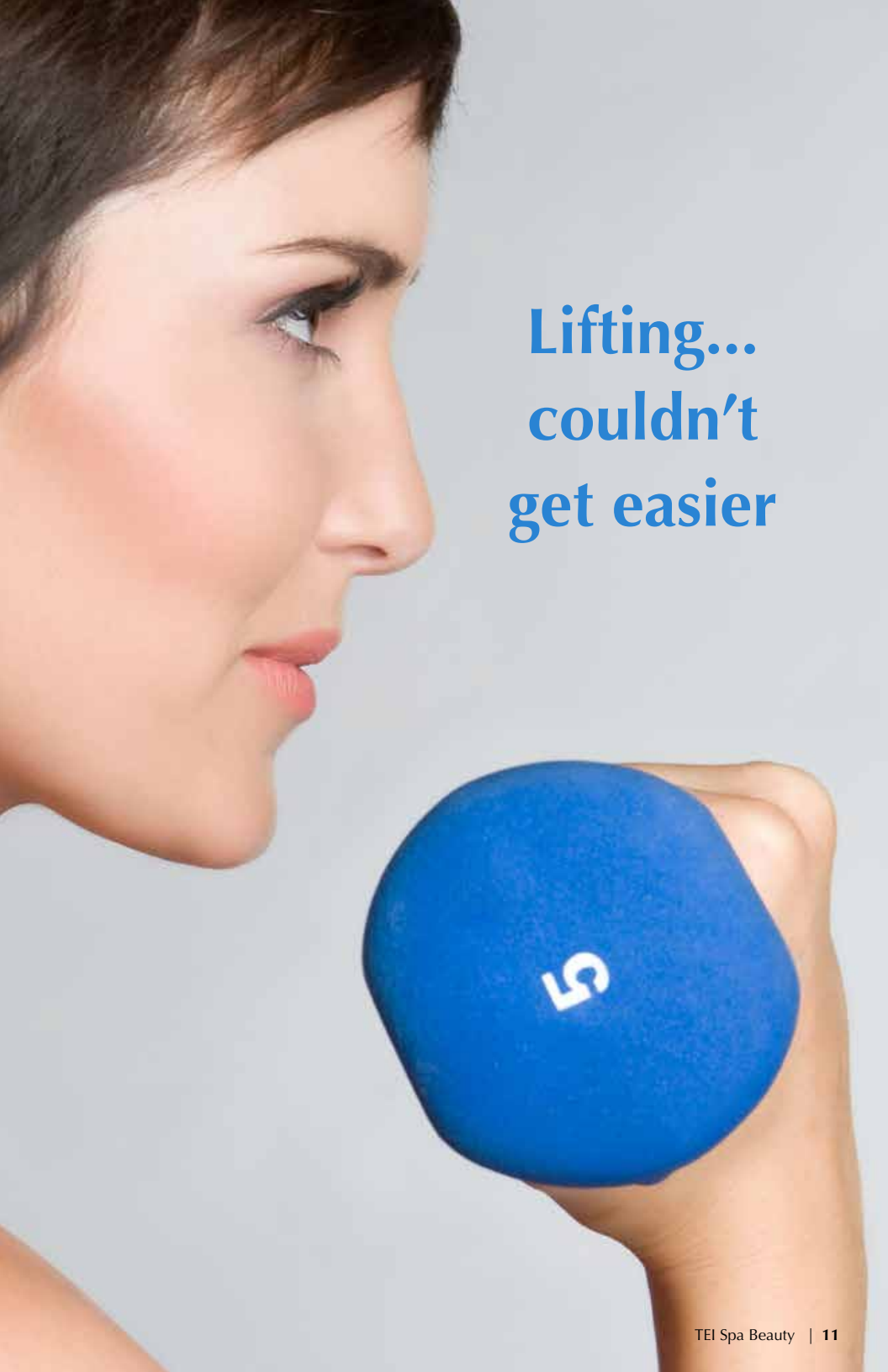
- Hyaluronic Acid: Replenishes and Hydrates
- Green Tea Extract: Reduces Inflammation
- Cucumber Extract: Soothes and Heals
- Azulene and Matriarca (Chamomile): Powerful Antioxidants

## **ALL SKIN TYPES.**

Especially those with sensitive or sensitized skin.

## **Professional treatment:**

- Post Peel / Exfoliation
- After Extractions
- After use of OxyDerm
- Post Wax Treatment
- Perfect for Rosacea

A close-up, profile view of a woman with dark hair and light skin, looking towards the right. She is holding a blue, textured dumbbell in her right hand. The dumbbell has the number '5' printed on it in white. The background is a plain, light gray.

**Lifting...  
couldn't  
get easier**



## T.E. 360

### *Thermal Energy*

#### **What is it?**

Delivers thermal energy into deeper layers of the skin, stimulating the production of collagen and elastin.

#### **What does it do?**

By stimulating natural renewal of collagen and elastin the T.E.360 provides instant tightening of existing collagen (lunch break facelift) and stimulates the formation of new collagen over time.

#### **Who it's good for?**

Most skin types and conditions.

## Functions of T.E.360

- Increase circulation
- Diminishes the look of fine lines
- Promotes new collagen formation
- Thermally recharges your complexion
- Instant stimulation helps the skin appear more lifted, toned and tightened

## T.E.360 Product description:

T.E.360 is a safe, non-invasive professional tool that's clinically proven to help smooth, tighten and contour skin for an overall younger looking appearance. By stimulating natural renewal of collagen the T.E.360 tool delivers natural looking results with no down time. It works on all skin colors, face, body, forehead, eyes and jaw lines all in a single procedure.

T.E.360 is a hand-held system with a rotating heated head and a smooth flat tip, which allows a unique radio frequency (RF) technology. The T.E.360 safely heats the deep, collagen rich layers of your skin. The heat helps tighten existing collagen and stimulate the formation of new collagen over time, which reduces sagging, renews contours and improves the smoothness and texture of the skin's surface.



## Professional treatment:

- Before masque
- In place of facial massage
- Stand alone treatment


**The T.E.360 is for Professionals only**





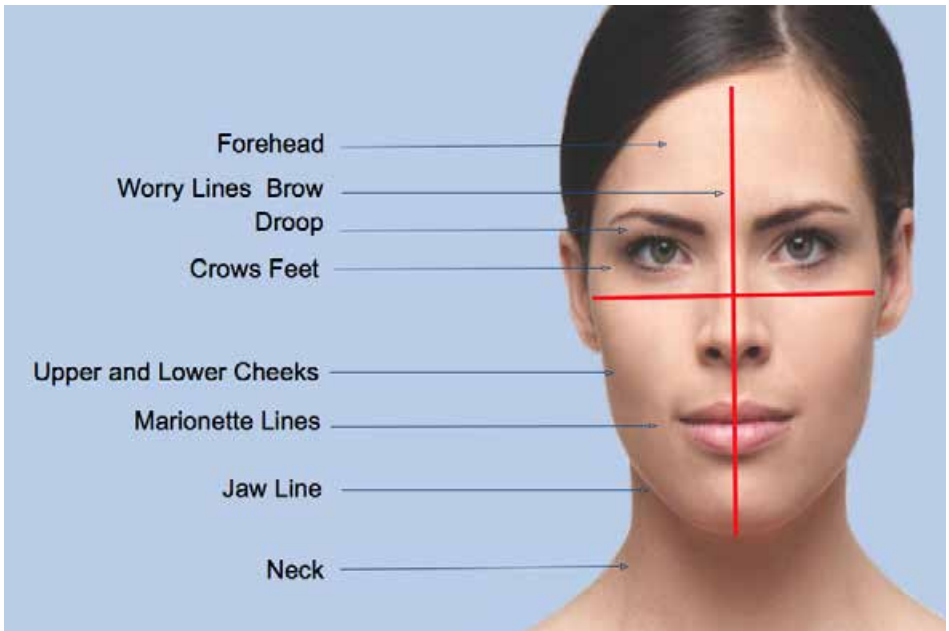


### How to use the T.E.360:

- 1) Press the third button to turn on. 
- 2) Press the second button to start rotation movement.
- 3) Press the top button to select speed level. Place the thermal pins on the skin evenly and the LED red light will lite up. Keep the device moving in slow circular motion. **DO NOT STOP** the thermal pins on one spot, keep gliding the tool on the skin.

The T.E.360 is pre-set for 20 minute treatments. The system will beep once to indicate the treatment is over. Once the treatment is over you will continue to hear the system's cooling motor. The device must remain plugged in until the motor completely shuts down and is silent. Unplug, disinfect and keep the device unplugged until your next treatment.

The 20 minute treatment can be split into 5 minutes on each section of the face, as you can see in the image below. If you want to include the neck area, you can restart the tool for a 10 minute treatment, then manually turn it off.



**ALERT:** The skin may become a little red and irritated after the treatment. This phenomenon is normal and it will disappear in 2-5 minutes. We highly recommended to apply the TEI Spa Beauty CollaGenie mask to claim the skin. If the irritation does not disappear within 2-3 days, please consult with your physician.

# Enjoy your coffee & a 5 minute eye massage





## ojo RENEW™

### *Thermal Microcurrent Technology*

All in one tool that provides microcurrent, thermal energy and massage technology. ojo RENEW helps tighten, firm and aids in the effectiveness and absorption of your skincare cream or serum. Also reduces redness, tension and inflammation. With an innovative designed head, it allows for every inch of skin around the eyes and corners of the mouth to be reached. ojo RENEW's convenient size makes it easy to be taken anywhere.

ojo RENEW's two-function setting can either provide a warming effect on the skin, or a cool setting for the more sensitive/sensitized skin types. Both settings provide micro-current and massage.

ojo RENEW helps fight the signs of aging by increasing circulation and toning the skin. The gentle vibration helps to relieve stress and tension on our face, where we carry it the most. Therefore releasing toxins and waste, improving the overall health of our skin.

**Safe to use every day**

#### **Professional treatment:**

- Product Penetration
- Lift, Tighten and Firm
- Serums
- Masques

## How to Use:



Figure 1



Figure 2

- 1) Apply desired skin care serum or cream to treatment area. We recommend our 24K Gold Firming Serum. (fig 1)

**Note:** Device will not work properly if the skin is dry.

- 2) Turn on by using your pointer finger and thumb, gently squeeze and rotate the center function selection ring from either the middle or left depending on desired setting. (fig 2)



Figure 3-4



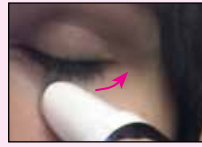
Figure 5

- 3) When using ojo RENEW, finger(s) must be in contact with the center metal sensor while the device is on the desired treatment area. This will activate the microcurrent and massage feature while in either setting. **Note:** For professional treatments you must be in physical contact with your client in order to activate the microcurrent.

- 4) Warm Setting – will activate the thermal energy and the red light will turn on. Allow up to 1-2 minutes for maximum warmth. Device will maintain a temperature of +/- 107.6°F. (fig 3-4) **Warm Setting Benefits:** Increased circulation, releases pressure and tension.

- 5) Cold Setting (middle) (fig 5) **Benefits:** Tighten, lifts and firms while reducing inflammation. Perfect for sensitive/sensitized skin.

## Suggested Treatment Areas & Protocols



### Eyes and Brows

Apply your eye serum/cream on the tool.

Place the ojo RENEW under your eye. Start from the inner corner of the eye gently and slowly gliding over towards the temple. Then place the ojo RENEW head over the inner part of your brow, gliding over the brow and upper eye lid over towards your temple. Repeat movements for 3-5 minutes on each eye.



### Corner of the Mouth and Lips

Apply serum/cream on the

tool. Place ojo RENEW head on either corner of the mouth and lift up, follow with the opposite corner of your mouth. Then run the device over your upper and lower lip lines. Repeat these movements for 3-5 minutes.



### Cheeks and Mouth

Apply serum/cream on the tool. Place

ojo RENEW on upper cheek bone gliding from the nose out towards the ear. Then place the device under your cheek bone gliding from the nose out to your ear. Repeat movements for 3-5 minutes.

**Warm or Cold Setting can be used on all the above mentioned areas to reach the desired results**

## What is Microcurrent?

Microcurrent is a clinically tested therapy treatment, and one of the hottest innovations in the anti-aging industry. It is used in top spas and medical offices for facial contouring, toning and firming of aging skin. Microcurrent is a low-level current that mimics the body's natural current and can provide both instant and cumulative anti-aging results. This treatment is soothing and relaxing.

Microcurrent is a safe and effective technology. It helps maintain a healthier, younger looking appearance.

## How does Microcurrent work?

Microcurrent is a facial stimulation, sending soft, gentle waves through the skin and down to the facial muscles.

## Warm & Cold Setting



- When the indicator line is located in the middle of Function Selection Ring, the unit is in microcurrent+vibration function.
- When the indicator line is rotated to left, the unit is in microcurrent+vibration+heating function.

## Charging & Care

- 1) USB rechargeable – Allow 2 hours to fully charge.
- 2) Blue light will turn off once full charged.
- 3) Run-Time – 1.5 hours (Average 20-25 uses at 3-5 minutes each use).
- 4) To clean use a warm damp cloth
- 5) To sterilize wipe with an alcohol prep swab.
- 6) Make sure device is completely dry before closing with cap.
- 7) Always keep the cap on when not in use. To ensure the cap is on securely line up the cap with the indicator line and snap on.

- 8) Please keep out of reach of children, adult use only.







# ojo RENEW

Thermal Microcurrent  
Technology

Improve the overall health  
& radiance of your skin

Portable, cordless & USB rechargeable



## Want to become a Reseller!

Sell our ojo RENEW to your clients  
to help them maintain their healthy skin  
in the comfort of their own home!



# 24 Karat Gold

## *Firming serum*

The advanced formula 24 Karat Gold Firming Serum combines the brightening effects of 24 karat gold (flakes), hydrating properties of hyaluronic acid, calming chamomile and rose flower extract and multiple peptides to deliver anti-aging actives that firm and tone around the eyes, forehead area, as well as, reduce the appearance fine lines and wrinkles.

### **Key Ingredient Benefits:**

- 24 karat gold flakes: heal, firm and hydrate
- Rice protein: reduces the appearance of dark circles and puffiness
- Soy Peptides: anti-aging and hydrating
- Copper Tripeptide: tighten and firm
- Hyaluronic Acid: hydrating, moisturizing, and anti-aging benefits

### **Suggested Use:**

- 1) Use twice a day, morning and night, on cleansed skin. Follow with your sunscreen/moisturizer.
- 2) Gently squeeze a small amount onto your finger tip.
- 3) Swipe in circular motion around eye area, including lids. Use finger to smooth in any excess until absorbed.

Reapply as needed throughout the day.

We recommend using it with the ojo RENEW.



**13% increase in Skin Firmness, 29% reduction in Skin Scaliness  
14% increase in Skin Smoothness**



Wellness

On the right path  
to healthy, radiant skin





# CollaGenie

*Dry Freeze Hydrolyzed Collagen - Anti-aging Mask*

## What is Collagen?

Collagen is one of the proteins in your body that supports healthy skin. It is an important building block for elasticity, and its ability to reduce the appearance of fine lines and wrinkles. This protein is also necessary to firm sagging skin, and can help even out your skin tone. Along with helping to keep your skin flawless, collagen can also improve joint and tissue health.

## What does collagen do for your skin?

Collagen is the most abundant protein in our bodies, especially type 1 collagen. It's found in muscles, bones, skin, blood vessels, digestive system and tendons. It's what helps give our skin strength and elasticity, along with replacing dead skin cells. It is what gives your face that plump, firm looking skin.

## Can collagen in skin be restored?

Collagen breaks down as we age, and the skin's collagen fiber production decreases causing sagging skin, wrinkles and visibility of sun damage and liver spots. This does not spell the end of skin health since there are ways to restore collagen through natural and over-the-counter methods.



## Freeze-Dried Technology

is used to preserve the collagen



Freeze drying of collagen is not only used to increase shelf life of the material and make it lighter/easier to transport, but also to control pore sizes, which are very important for the growth of new tissue. Controlling the freezing rate of the sample is extremely important in determining the ice crystal growth, and therefore the pore size in the scaffold, to achieve a uniform structure.

#### **Five Features of the Pure Collagen Cup:**

- Activates and nourishes the skin cells
- Replenishes and keeps skin hydrated
  - Improves and firms aging skin
- Reduces the appearance of fine lines and wrinkles
  - Leaves skin brighter and radiant





### Four easy steps to radiant skin:

- 1) Press the top/center downward. Pressing the top button will pierce the film.
- 2) The cotton like collagen will dissolve in the liquid and become a gel form.
- 3) Remove the top lid and use a brush to mix until the collagen dissolves.
- 4) Apply collagen gel mask over the face and neck. Leave on 20-30 mins, until gel dries completely. Either rinse with warm water or peel off mask.

### Ingredients:

- Serum: Glycosyl Trehalose, Honey Extract, Tocopheryl Acetate, Sodium Hyaluronate
- Collagen: Hydrolyzed Collagen, Trehalose, Polyglutamic Acid

Suitable for all  
skin types

### Top 5 benefits:

- Hydro-moisturizes the skin and promotes skin elasticity
  - Minimize the pores
  - Stimulates skin cell renewal and regeneration
- Postpones aging, improves skin appearance and reduces wrinkles
- Improve skin texture and helps the skin to be brighter and more radiant

We suggest using  
a CollaGenie cup  
once per week



Our monthly supply box, contains  
4 CollaGenie cups &  
a FREE applicator brush.  
Each cup is a one-time use only.

### Storage:

Store in a cool and dry place. Keep the cups stored in the box or in a place where there is no pressure on the top of the cup. Keep out of reach of children.

Make sure to clean and sanitize applicator brush with each use. This helps to ensure no bacteria growth on it.

### Notice:

- 1) For external use only, do not eat.
- 2) If you have an unusual reaction occur after using the product, please discontinue using it and contact your dermatologist.
- 3) If you have a wound or open sores, please do not use this product until the wounds have healed. Please, do not use if you have eczema.
- 4) It can be used morning and night.

# Beauty On-The-Go



## **Genie Mister**

### *Misting Spray*

- Helps to hydrate and restore a healthy appearance to your hair and/or skin at anytime, anywhere
- Nano-scale mist is easy for skin to absorb
- Time controlled misting action
- Easy to refill
- USB rechargeable battery



## **Sea Salt Scrub**

### *Face and Body Exfoliation*

- Gently cleanses pores and exfoliates the skin for better absorption of topical products for healthy, glowing skin
- Aids in the removal of dead skin cells to reveal younger looking, smoother skin
- Great for all skin types and full body cleansing



## **Firm-N-Lean**

### *Body Contouring & Massaging Cream*

- For hips, thighs, and buttocks
- Visibly correct stubborn cellulite while smoothing, firming and redefining
- For better results, use with TEI Spa's Slim-U-Lite® Body Contouring and Massaging Tool
- No need to rinse off after massage

# Geni Mister®

## *Nano-Scale Mister*

Geni Mister is something that everyone MUST HAVE in their possession!

Say bye bye to your dry skin and annoying static hair! The Geni Mister keeps your skin, and hair moist at anytime, anywhere. The Nano-Scale Mister makes it easier for skin to absorb the moisture.

This light weight, palm size mist sprayer is perfect for your pocket, make-up bag and traveling.

The Geni Mister set comes with 1 USB charger, you can easily charge it from your laptop. It is easy to refill. You can add water, your choice of alcohol and oil free toner, or you can add a tiny drop of essential oil with the water. But we do recommend only using water, to prevent it from clogging.



# More Hi-Tech Products



## **SonicWave Spatula**

### *Ultrasonic Cleansing*

- 27,000 ultrasonic vibrations per second to open pores for deep but gentle cleansing
- Penetration function allows for deep absorption of serums, lotions and moisturizers
- Lavender Misting spray allows for further exfoliation of dead skin & clogged pores



## **Mili Pure**

### *Skin Analyser*

- Powerful, portable skin moisture meter that tracks your skin's health over time through a smart mobile app
- Detect your skin's moisture in 5 seconds
- It displays the condition of your face, neck, eye area and hands
- Gives tips on how to care for your skin



## **NeWave Steamer**

### *Facial Steamer*

- Using Nano-Ionic Steam Technology that the ultra-fine nano-sized particle steam is 4,000 times finer than normal steamer
- Helps remove makeup and excess oil
- Opens pores for deep cleansing
- Relieves sinus congestion



# SonicWave Spatula

## Cleansing & Penetration

The SonicWave Spatula pushes out impurities and clears away excess oil with its sonic vibration. As the skin cells vibrate, the tissue and pores become softened, extracting environmental toxins, oil and makeup. On the flip side, the spatula aids in the absorption of water or gel-based skin products with the same sonic push, giving you double action in one tool. The energy of the ultrasonic waves brightens and events skin tone while providing long-lasting results and radiant skin, all for just minutes a day. Learn more about the Benefits of Exfoliation.



### Key Benefits:

- Exfoliate dead skin, remove dirt, oils and impurities all while minimizing pore size

### How To Use:

Use duration and frequency according to skin type:

<u>Skin Type</u>	<u>Duration</u>	<u>Frequency</u>
Oily	3-4 mins	3-4 times / week
Combination	2-3 mins	2-3 times / week
Dry	1-2 mins	1-2 times / week



Can be used daily and good for all skin types



## OxyDerm

*My bulb has cracked. How do I replace the bulb?*

- Unfortunately, the bulb is not replaceable.

*Why can this not be used on people with braces?*

- Because of the metal, you'll feel a stronger zap inside your mouth. It's not dangerous, but an uncomfortable feeling.

*What is the frequency of this?*

• Oscillation Rate:

100,000 Hz/Cycles per second

Voltage:

110V • Power: 1 W • Amperage: 0.01A

Power/Dial control:

1 (low setting) = 0.0003 PPM

2 (medium setting) = 0.0004 PPM

3 (high setting) = 0.0013 PPM

*What results can be expected from the OxyDerm?*

- The results are improvement in the clarity, redness, reduction in blemishes and you can see a radiant glow to your skin. Due to the high frequency, you will feel a firming, lifting and tightening effect on the skin.

*What am I smelling when using the OxyDerm?*

- The smell is the electrode generating natural purifying energized oxygen, called ozone. Ozone has a distinct smell that is perfectly safe.

# Question & Answer



## T.E.360

*What is the wavelength (nm) and the Penetration (mm)?*

- The T.E.360 frequency is 1.8 MHz radio frequency device with head rotating. It generates heat into deep skin up to 40 degree.

*1 MHz radio frequency is better than 3 MHz?*

- Concerning frequencies, 0.3Mhz is good for body, 1 Mhz is good for face and neck, and 3Mhz is good for your eye area. It also depends on shape and power of probes.

*Does this frequency improve the eye area?*

- Yes, this frequency helps to improve eye area. It helps diminish fine lines, tones and tightens the skin.

*What type of sensation is felt to the skin when this device is used?*

- It depends with each person and the level you use. You may feel deep heat in the skin or nothing at all. It is important, however, to keep the tool moving on the skin and not in one spot.

*Can it be used in arms, abdomen and legs?*

- Yes, you can use it on arms, abdomen and legs. You will need to use it on the high level for at least 10 min on each area for results.



**Shop now!**

*Mention this e-book  
and receive*

**30%  
OFF**

Call +1.702.848.7388  
+1.310.773.1986  
or

Visit [www.teispa.com](http://www.teispa.com)

*We would love to hear from you*

**Review & Receive**

**10% OFF**

on your next purchase at [www.TEISpa.com](http://www.TEISpa.com)

Follow TEI Spa Beauty for the latest news & special promotions





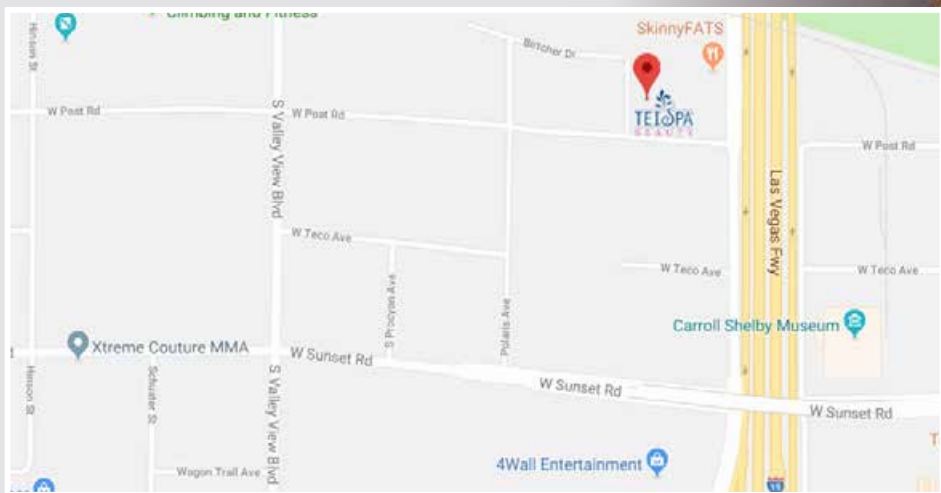
**Come visit us at our showroom  
and learning center!**



**3086 West Post Road, Las Vegas NV 89118**

**O: +1.702.848.7388 | M: +1.310.773.1986**

**service@teispa.com | www.teispa.com**



**ADVANCED ESTHETIC AND WELLNESS CLASSES COMING SOON.....**