

A GUIDE TO HOW MANY METRES OF TOP COVER FABRIC TO BUY FOR YOUR TRADITIONALLY UPHOLSTERED FITTED COVER.

Please note the measurements in this handout are a simple estimate for lengths of fabrics which have a width of:

1m 35cm (52 inches) – 1m 48cm (56 inches)

Fabric required for single and double piping is also given.

Other decorative finishes required for a show wood edge i.e. off the shelf braid and show nails will need to

Please follow Alison Scott's Tutorials, Handouts and Top Tips to help you work out your individual requirements.

A pattern repeat is the size of the design as it appears on the fabric – it can be horizontal as well as vertical and needs to be matched hence the need for extra fabric

Example – if Alison suggests an extra 3 pattern repeats and the manufacturer states, or you measure it be, a 25cms vertical repeat – please purchase an additional 75cm.

A GUIDE TO HOW LONG IT MIGHT TAKE TO REUPHOLSTER A CHAIR

All chairs are different! And everyone works at their own speed.

Materials on chairs that have previously been upholstered using staples will take a lot longer to remove than those where tacks have been used. Therefore it is not possible to include the stripping back process within a certain timescale.

The time taken to renovate will also depend upon the condition of the original upholstery – whether it's just a repair job to the stuffing's or whether you have to start again from scratch.

The number of hours stated beside each style of chair in the following schedule is a rough estimate should the project be stripped right back to the frame and reupholstered again to the top cover finish using some of the original materials within.

<p><u>A drop in, or Padded Seat into a Wooden Frame.</u></p> 	<p>50 centimetres, plus one extra vertical pattern repeat. will cover 2 seats i.e. side by side on fabric width</p> <p>Approx. 4 Hours work.</p>
<p><u>A Decorative Single Chair with an Upholstered Seat Finished to Show Wood.</u></p> 	<p>75 centimetres, plus one extra vertical pattern repeat. Plus 1.40m same or contrasting fabric for single or double piping to fit around show wood.</p> <p>Approx. 8 Hours work.</p>
<p><u>A "Stuffed Over" Seat – i.e. no Show Wood</u></p> 	<p>85 centimetres, plus one extra vertical pattern repeat <u>FOR EACH CHAIR</u> – because if the widest measurement of the seat uses more than half the width of the fabric you cannot cut out a 2nd seat beside it.</p> <p>Approx. 8 Hours work per chair</p>
<p><u>A Set of Chairs with Upholstered Seats and Backs to a Show Wood Edge.</u></p> 	<p>85 centimetres, plus one extra vertical pattern repeat. <u>FOR EACH CHAIR</u> - because back panels are cut out beside seat.</p> <p>Plus 1.40m same or contrasting fabric for single or double piping to fit around show wood.</p> <p>Approx. 12 Hours work per chair</p>

<p style="text-align: center;"><u>A Carver</u></p> 	<p>2.50 metres, plus 2 extra vertical pattern repeats,</p> <p>Plus 1.40m same or contrasting fabric for single or double piping to fit around show wood.</p> <p style="text-align: right;">Approx. 12 Hours work</p>
<p style="text-align: center;"><u>A Decorative Chair with Padded Back & Arms</u></p> 	<p>3 metres, plus 2 extra vertical pattern repeats,</p> <p>Plus 1.40m same or contrasting fabric for single or double piping to fit around show wood.</p> <p style="text-align: right;">Approx. 15 hours work</p>
<p style="text-align: center;"><u>A Narrow Footstool</u></p> 	<p>Providing width of stool does not exceed width of fabric - 1 metre, plus one extra pattern repeat.</p> <p>Or .80 centimetre for stool top plus one extra vertical pattern repeat.</p> <p>& .40 centimetre for band plus 2 extra vertical pattern repeats.</p> <p>Plus 1.40m same or contrasting fabric for single or double piping to fit around show wood.</p> <p style="text-align: right;">Approx. 16 hours work</p>
<p style="text-align: center;"><u>A Large Deep Buttoned Footstool</u></p> 	<p>4 metres, plus 2 extra vertical pattern repeats.</p> <p>Plus 1.40m same or contrasting fabric for single, double piping & buttons.</p> <p style="text-align: right;">Approx. 20 hours work</p>

A stuffed over Armless Occasional Chair



4.5 metres, plus 3 extra vertical pattern repeats.
Plus 1.40m same or contrasting fabric for single piping.

Approx. 25 hours work

A Deep Buttoned Armless Chair with Show Wood



3.5 metres, plus 3 extra vertical pattern repeats.
Plus 1.40m same or contrasting fabric for double piping and buttons.

Approx. 25 hours work

A Deep Buttoned Chair with Small Covered Arms -
No Show Wood



4.5 metres, plus 5 extra vertical pattern repeats.
Plus 1.40m same or contrasting fabric for single piping and buttons.

Measure for cord around seat and back if desired.

Approx. 35 hours work





A Tub Chair with a Loose Cushion



5.5 metres, plus 7 extra vertical pattern repeats.
For each chair if you have a pair.
Plus 1.40m same or contrasting fabric for single piping.

Approx. 40 hours work per chair

<p><u>A Large Armchair without a loose seat cushion</u></p> 	<p>6 metres, plus 7 extra vertical pattern repeats.</p> <p>Plus 1.40m same or contrasting fabric for single piping.</p> <p>Approx. 50 hours work</p>
<p><u>A Winged Armchair without a loose seat cushion</u></p> 	<p>7 metres, plus 8 extra vertical pattern repeats.</p> <p>Plus 1.40m same or contrasting fabric for single piping.</p> <p>Approx. 60 hours work</p>
<p><u>A Winged Armchair with a Loose Seat Cushion</u></p> 	<p>8 metres, plus 9 extra vertical pattern repeats.</p> <p>Plus 1.40m same or contrasting fabric for single piping.</p> <p>Approx. 60 hours work</p>
<p><u>A 2 Seater Winged Sofa</u></p> 	<p>8 metres, plus 9 extra vertical pattern repeats – without Loose Cushions</p> <p>10 metres plus 11 vertical pattern repeats with Loose Cushions.</p> <p>Plus 1.40m same or contrasting fabric for single piping.</p> <p>Approx. 60 hours work</p>

<p><u>A Deep Buttoned Back Chaise Longue with mainly Show Wood Side Rail and Bolster</u></p> 	<p>6 metres plus 4 extra vertical pattern repeats –</p> <p>Allow at least another 2 metres if your Chaise Longue has a Fully Upholstered Side / Arm</p> <p>Plus 1.40m same or contrasting fabric for single piping.</p> <p>Approx. 60 hours work</p>
<p><u>A 2 Seater Drop End Sofa</u></p> 	<p>10 metres plus 6 extra vertical pattern repeats</p> <p>Plus 1.40m same or contrasting fabric for single piping.</p> <p>Dog not included.</p> <p>Approx. 80 hours work</p>
<p><u>A 3 Seater Winged Sofa with loose Seat Cushions</u></p> 	<p>11 metres, plus 9 extra vertical pattern repeats.</p> <p>Plus 1.40m same or contrasting fabric for single piping.</p> <p>Approx. 85 hours work</p>
<p><u>A 4 Seater Deep Buttoned Chesterfield Sofa with loose Seat Cushions</u></p> 	<p>14 metres, plus 10 extra vertical pattern repeats.</p> <p>Plus 1.40m same or contrasting fabric for single piping.</p> <p>Approx. 85 hours work</p>