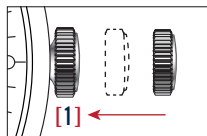
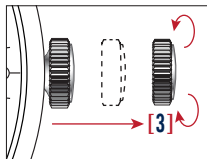


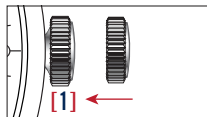
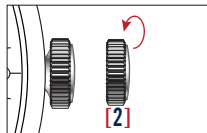
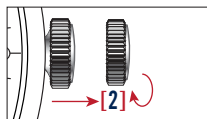
HANNES DAY-DATE DF-9018



## HOW TO SET THE TIME

1. Pull out the crown to position **[3]**.
2. Turn the crown to set the time.
3. Push the crown back into position **[1]**.

\* Take a.m./p.m. into consideration when setting the hour and minute hands to the desired time.



## HOW TO SET THE DAY AND DATE

1. Pull out the crown to position **[2]**.
2. Turn the crown clockwise to set the day.
3. Turn the crown anti-clockwise to set the date.
3. Push the crown back into position **[1]**.