



# WAVE

A new and exciting solution from PowerLogic.  
Providing flush mounted power & USB charging in a  
table top along with any connectivity requirements  
that may be needed in the modern workspace or  
meeting area



# WAVE

The **Wave** is mounted virtually flush on a desk surface with plug tops still attached and keeps all power outlets out of sight. Easily mount the unit by using a cut-out in the desk surface.

This one of a kind power outlet solution allows you to connect or disconnect your plug tops with ease. The PDH can be lowered back to its recessed position leaving only the cables protruding from the desk surface. The unit is constructed in aluminum with several finishing options to suit any work surface.

2 x UK individually fused | 3 x data points | Dual Smart Charge USB | Cut-out dimensions 324x132mm  
In Silver & Grey



## 1 X DATA

**W2C3-11BB52** Cat5e 2m  
**W2C3-11BB53** Cat5e 3m  
**W2C3-11BB55** Cat5e 5m

**W2C3-11BB62** Cat6 2m  
**W2C3-11BB63** Cat6 3m  
**W2C3-11BB65** Cat6 5m

## 2 X DATA

**W2C3-11B552** Cat5e 2m  
**W2C3-11B553** Cat5e 3m  
**W2C3-11B555** Cat5e 5m

**W2C3-11B662** Cat6 2m  
**W2C3-11B663** Cat6 3m  
**W2C3-11B665** Cat6 5m

## 2 X DATA + 1 X HDMI

**W2C3-1155H2** Cat5e 2m  
**W2C3-1155H3** Cat5e 3m  
**W2C3-1155H5** Cat5e 5m

**W2C3-1166H2** Cat6 2m  
**W2C3-1166H3** Cat6 3m  
**W2C3-1166H5** Cat6 5m

2 x UK individually fused | 3 x data points | Dual Smart Charge USB | Cut-out dimensions 324x132mm  
In All Black



### 1 X DATA

**W2C3-12BB52** Cat5e 2m  
**W2C3-12BB53** Cat5e 3m  
**W2C3-12BB55** Cat5e 5m

**W2C3-12BB62** Cat6 2m  
**W2C3-12BB63** Cat6 3m  
**W2C3-12BB65** Cat6 5m

### 2 X DATA

**W2C3-12B552** Cat5e 2m  
**W2C3-12B553** Cat5e 3m  
**W2C3-12B555** Cat5e 5m

**W2C3-12B662** Cat6 2m  
**W2C3-12B663** Cat6 3m  
**W2C3-12B665** Cat6 5m

### 2 X DATA + 1 X HDMI

**W2C3-1255H2** Cat5e 2m  
**W2C3-1255H3** Cat5e 3m  
**W2C3-1255H5** Cat5e 5m

**W2C3-1266H2** Cat6 2m  
**W2C3-1266H3** Cat6 3m  
**W2C3-1266H5** Cat6 5m

2 x UK individually fused | 3 x data points | Dual Smart Charge USB | Cut-out dimensions 324x132mm  
In All White



### 1 X DATA

**W2C3-15BB52** Cat5e 2m  
**W2C3-15BB53** Cat5e 3m  
**W2C3-15BB55** Cat5e 5m

**W2C3-15BB62** Cat6 2m  
**W2C3-15BB63** Cat6 3m  
**W2C3-15BB65** Cat6 5m

### 2 X DATA

**W2C3-15B552** Cat5e 2m  
**W2C3-15B553** Cat5e 3m  
**W2C3-15B555** Cat5e 5m

**W2C3-15B662** Cat6 2m  
**W2C3-15B663** Cat6 3m  
**W2C3-15B665** Cat6 5m


### 2 X DATA + 1 X HDMI

**W2C3-1555H2** Cat5e 2m  
**W2C3-1555H3** Cat5e 3m  
**W2C3-1555H5** Cat5e 5m

**W2C3-1566H2** Cat6 2m  
**W2C3-1566H3** Cat6 3m  
**W2C3-1566H5** Cat6 5m



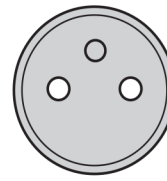
**POWER LOGIC** are the recognised market leader throughout the world. As such we can supply all our power products with a vast range of approved international power sockets. (full details in the technical brochure).



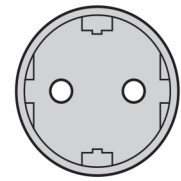
USA



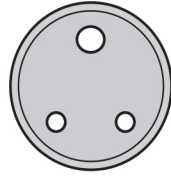
CHINA/AUSTRALIA



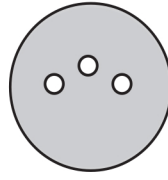
FRANCE/BELGIUM



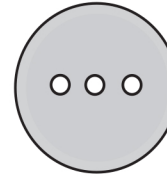
SCHUKO



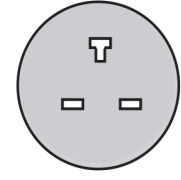
INDIA



SWITZERLAND

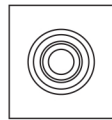


ITALY

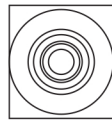


UK 'T'

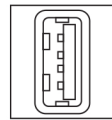
We stock a vast range of Data and AV interfaces that can be fitted within the Powerdock range (full details in the technical brochure). We also stock the associated cables in lengths from 1 to 10 metres.



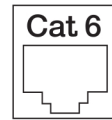
AUDIO



RCA



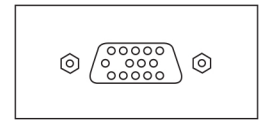
USB



DATA



HDMI



VGA

**COMMS EXIT**


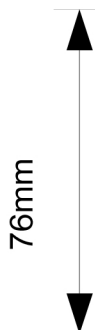
The Wave can be closed while most plugs remain plugged in thanks to a flap that allows cables to exit the closed unit. An optional brush is available instead of the rubber flap,

**MOUNTING**

The unit is simply lowered into the cut-out mounting hole and fastened below with two easy-to-slide-on ratchets.

**SWITCHES**

The unit is able to house a 15A Thermal Overload Switch as well as offer standard red and green switches depending on the client's request.



**FEATURES:**

- Slick one-piece robust design
- Premium all aluminum finish
- Customisable configurations
- Available in three sizes
- Very flush with work surface
- Spring-assisted opening and closing mechanism
- Low profile through desk mounting system

**DIMENSIONS**

Cut-out width: 132mm (approx. 2 1/5")  
 Cut-out length: Determined by configuration  
 Height: 78mm

**WORK SURFACE DIMENSIONS**

10mm-50mm (approx. 2/5"-2")

**ELECTRICAL**

Operating Voltage: 220V-250V @ 50 Hz,  
 110V-125V AC @ 60 Hz,  
 Current: 15A (20A with upgraded wiring).  
 Max Power: 1800W @ 110V-125V AC, 3  
 000W @ 220V- 250V AC