



# HORIZONTAL POWERDOCK

The Horizontal Powerdock is perfect for any work surface where power is continuously used and space is limited.



[DESKTOPPOWER.CO.UK](http://DESKTOPPOWER.CO.UK)



# HORIZONTAL POWERDOCK

The PDH is mounted virtually flush on a desk surface with plug tops still attached and keeps all power outlets out of sight. Easily mount the unit by using a cut-out in the desk surface.

This one of a kind power outlet solution allows you to connect or disconnect your plug tops with ease. The PDH can be lowered back to its recessed position leaving only the cables protruding from the desk surface. The unit is constructed in aluminum with several finishing options to suit any work surface.



2 x UK individually fused | 2 x data | Cut-out dimensions 249x132mm



- 522-1352 Cat5e, 2m
- 522-1353 Cat5e, 3m
- 522-1355 Cat5e, 5m
- 522-1362 Cat6, 2m
- 522-1363 Cat6, 3m
- 522-1365 Cat6, 5m

- 522-1052 Cat5e, 2m
- 522-1053 Cat5e, 3m
- 522-1055 Cat5e, 5m
- 522-1062 Cat6, 2m
- 522-1063 Cat6, 3m
- 522-1065 Cat6, 5m

- 522-1152 Cat5e, 2m
- 522-1153 Cat5e, 3m
- 522-1155 Cat5e, 5m
- 522-1162 Cat6, 2m
- 522-1163 Cat6, 3m
- 522-1165 Cat6, 5m

2 x UK individually fused | 2 x data | 1 x HDMI, SVGA & 3.5mm Audio | Cut-out dimensions 299x132mm



- 524-1355HSA2 Cat5e, 2m
- 524-1355HSA3 Cat5e, 3m
- 524-1355HSA5 Cat5e, 5m
- 524-1366HSA2 Cat6, 2m
- 524-1366HSA3 Cat6, 3m
- 524-1366HSA5 Cat6, 5m

- 524-1055HSA2 Cat5e, 2m
- 524-1055HSA3 Cat5e, 3m
- 524-1055HSA5 Cat5e, 5m
- 524-1066HSA2 Cat6, 2m
- 524-1066HSA3 Cat6, 3m
- 524-1066HSA5 Cat6, 5m

- 524-1155HSA2 Cat5e, 2m
- 524-1155HSA3 Cat5e, 3m
- 524-1155HSA5 Cat5e, 5m
- 524-1166HSA2 Cat6, 2m
- 524-1166HSA3 Cat6, 3m
- 524-1166HSA5 Cat6, 5m

2 x UK individually fused | 2 x data with switch | Cut-out dimensions 299x132mm



**CLOSED**

SILVER/GREY



SILVER/WHITE




SILVER/BLACK



- 522-2152** Cat5e, 2m
- 522-2153** Cat5e, 3m
- 522-2155** Cat5e, 5m
- 522-2162** Cat6, 2m
- 522-2163** Cat6, 3m
- 522-2165** Cat6, 5m

3 x UK individually fused | 2 x data points |  
Cut-out dimensions 299x132mm



- 532-1152** Cat5e, 2m
- 532-1153** Cat5e, 3m
- 532-1155** Cat5e, 5m
- 532-1162** Cat6, 2m
- 532-1163** Cat6, 3m
- 532-1165** Cat6, 5m

4 x UK individually fused | 2 x data points |  
1 x HDMI, SVGA & 3.5mm Audio |  
Cut-out dimensions 399x132mm



- 544-1155HSA2** Cat5e, 2m
- 544-1155HSA3** Cat5e, 3m
- 544-1155HSA5** Cat5e, 5m
- 544-1166HSA2** Cat6, 2m
- 544-1166HSA3** Cat6, 3m
- 544-1166HSA5** Cat6, 5m

4 x UK individually fused | 2 x data points | Dual Smart Charge USB | Cut-out dimensions 299x132mm




- 52S2-1152** Cat5e, 2m
- 52S2-1153** Cat5e, 3m
- 52S2-1155** Cat5e, 5m
- 52S2-1162** Cat6, 2m
- 52S2-1163** Cat6, 3m
- 52S2-1165** Cat6, 5m



- 52S2-1352** Cat5e, 2m
- 52S2-1353** Cat5e, 3m
- 52S2-1355** Cat5e, 5m
- 52S2-1362** Cat6, 2m
- 52S2-1363** Cat6, 3m
- 52S2-1365** Cat6, 5m



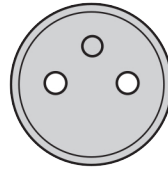
**POWER LOGIC** are the recognised market leader throughout the world. As such we can supply all our power products with a vast range of approved international power sockets. (full details in the technical brochure).



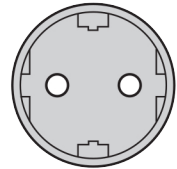
USA



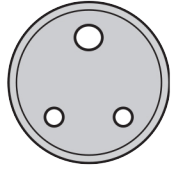
CHINA/AUSTRALIA



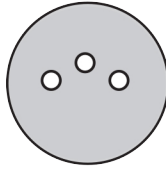
FRANCE/BELGIUM



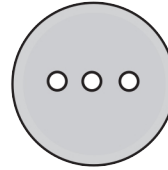
SCHUKO



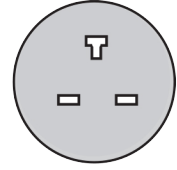
INDIA



SWITZERLAND

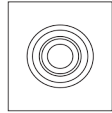


ITALY

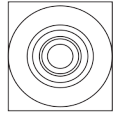


UK 'T'

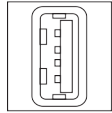
We stock a vast range of Data and AV interfaces that can be fitted within the Powerdock range (full details in the technical brochure). We also stock the associated cables in lengths from 1 to 10 metres.



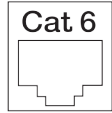
AUDIO



RCA



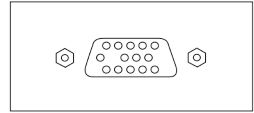
USB



DATA



HDMI



VGA

**COMMS EXIT**

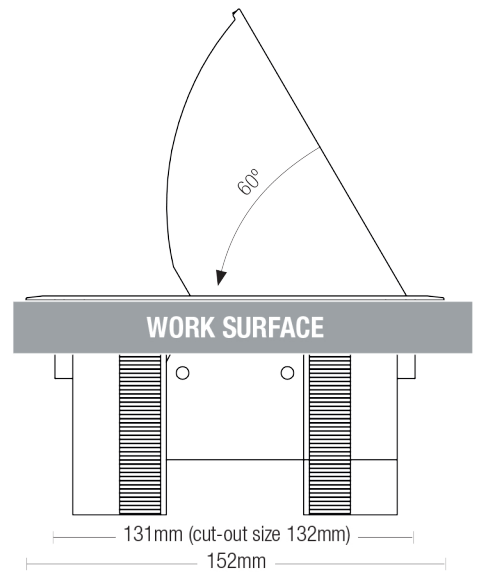
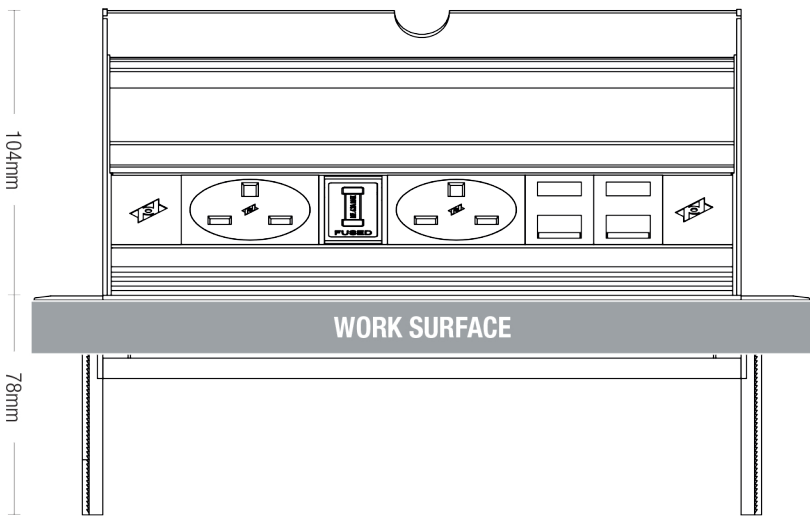
The PDH can be closed while most plugs remain plugged in thanks to the rubber flap that allows cables to exit the closed unit. An optional brush is available instead of the rubber flap,

**MOUNTING**

The unit is simply lowered into the cut-out mounting hole and fastened below with two easy-to-slide-on ratchets.

**SWITCHES**

The unit is able to house a 15A Thermal Overload Switch as well as offer standard red and green switches depending on the client's request.



**ELECTRICAL**

Operating Voltage: 220V-250V @ 50 Hz, 110V-125V AC @ 60 Hz, Current: 15A (20A with upgraded wiring).  
Max Power: 1800W @ 110V-125V AC, 3000W @ 220V- 250V AC

**DIMENSIONS**

Cut-out width: 132mm (approx. 2<sup>1</sup>/<sub>5</sub>"")  
Cut-out length: Determined by configuration  
Height: (Open) 183.5mm (approx. 4<sup>1</sup>/<sub>2</sub>"")

**WORK SURFACE DIMENSIONS**

10mm-50mm (approx. 2<sup>3</sup>/<sub>5</sub>"-2"")

