



# MonoWare

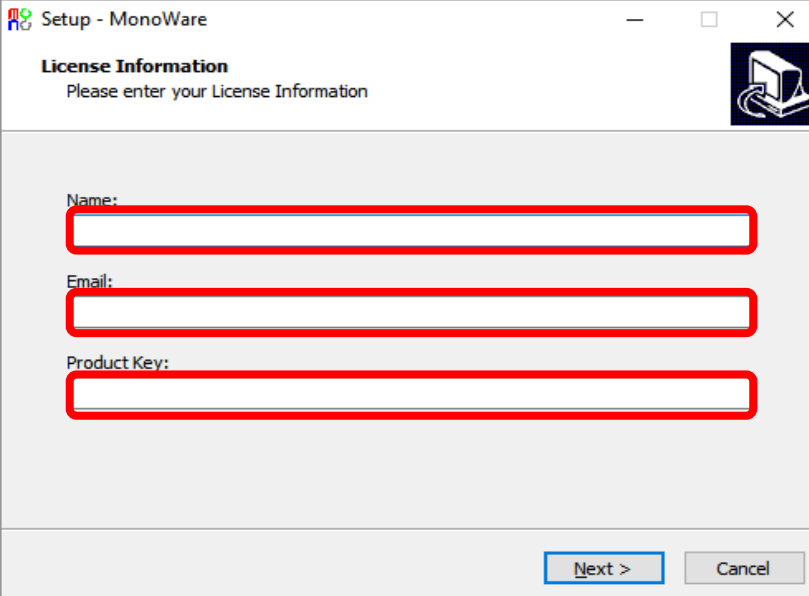
# Download and installation

Ver. 1.0

Nov. 13, 2017

# MonoWare installation 1

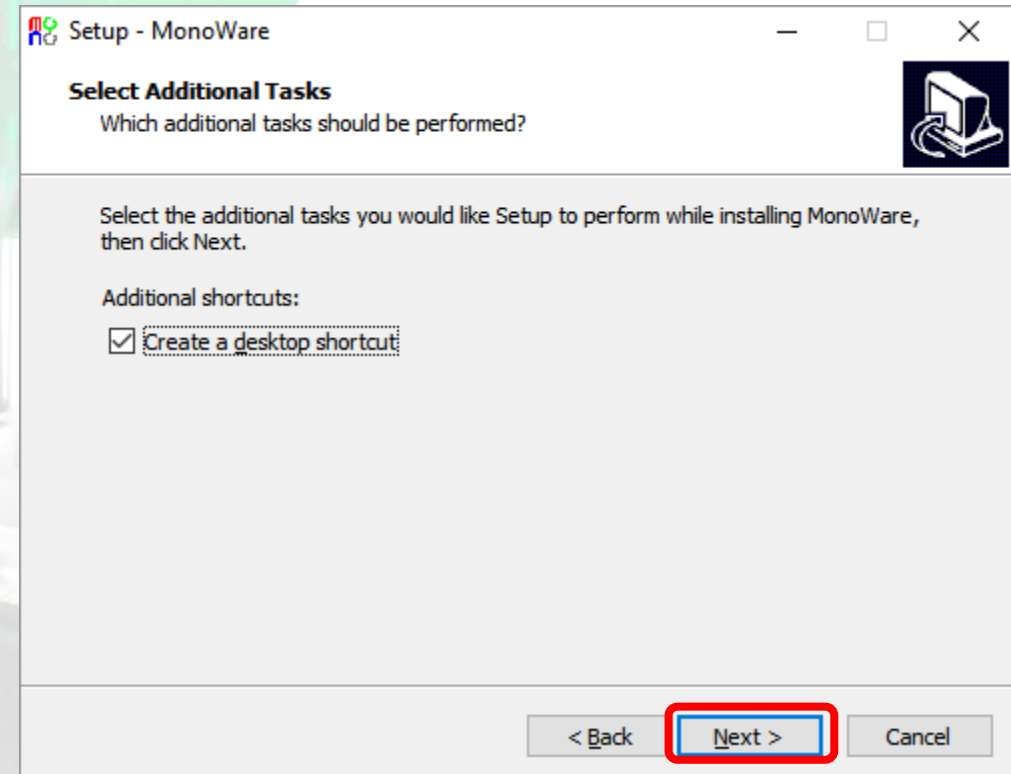
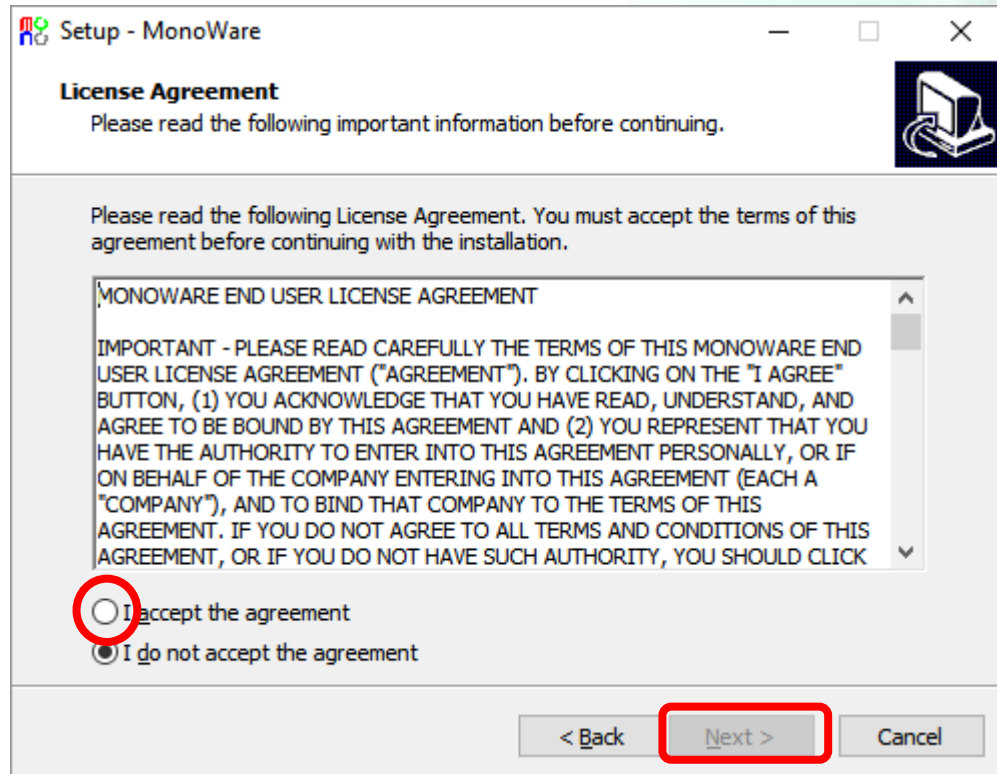
- Go to the website and get MonoWare Lite version: <https://www.monoprinter.com/products/monoware-lite>
- Or you can ask us to get a download link, but getting from the online store is better for future update.
- Double click the setup file.
- If the warning message is prompted, press yes to proceed.
- Enter license information if you purchased a printer or software, or just skip to proceed with Lite version
- Note that license information is case-sensitive, so enter as you received and check if there is any leading or lagging white spaces



The screenshot shows a Windows-style dialog box titled "Setup - MonoWare". The main heading is "License Information" with the instruction "Please enter your License Information". There are three text input fields: "Name:", "Email:", and "Product Key:". Each field is highlighted with a red rectangular border. At the bottom right, there are two buttons: "Next >" and "Cancel".

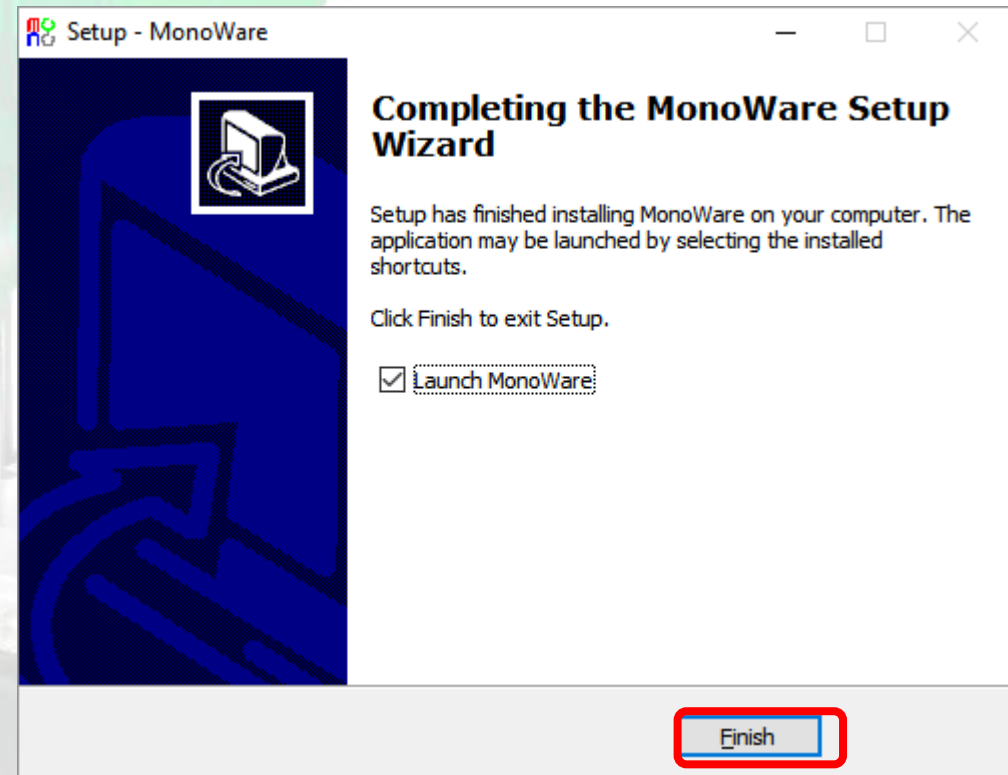
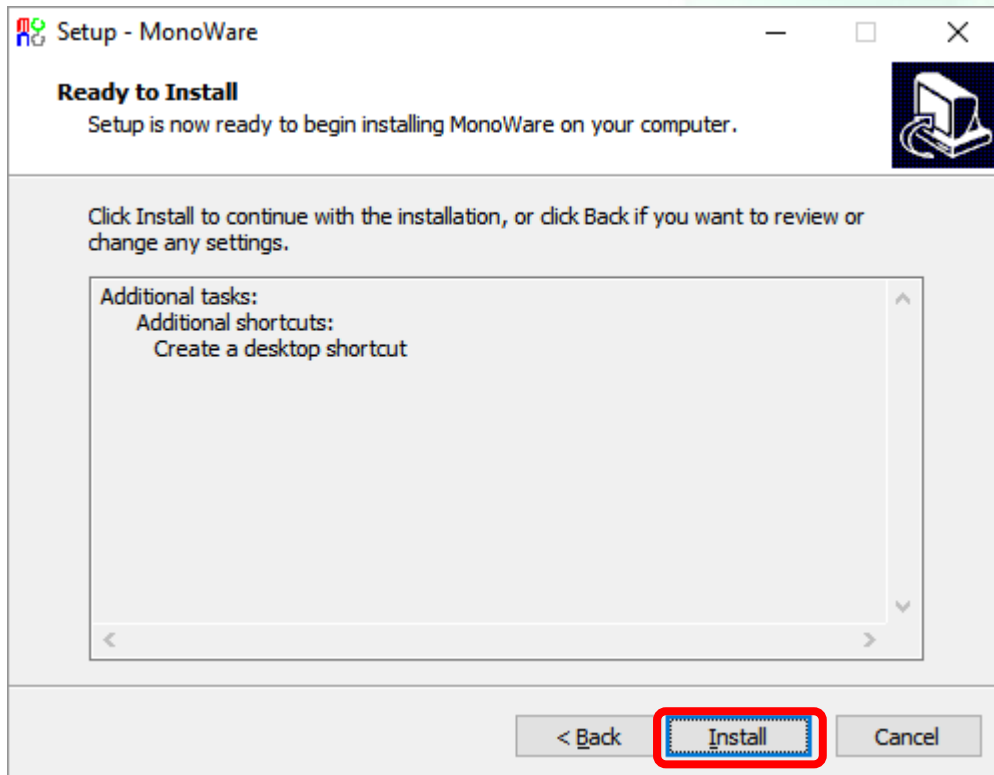
# MonoWare installation 2

- Press 'I accept the agreement' and press Next.
- Press 'Next' again.



# MonoWare installation 3

- Press 'Install' and then installation will be done.
- After the installation is complete, you can launch MonoWare by pressing 'Finish'



# Troubleshooting

Q: How can I get a registration code?

A: First download and test the Lite version yourself. If everything works for you, please purchase the full version from our online store. Your registration information will be delivered in 24 hours. Once you get the code, re-install the latest version with the code, then you'll be good to start a full version!

Q: Got a notice of new version available. How can I update?

A: Just download and install the new version. You don't need to enter the registration information again during installation since they are already fully activated. When new version key is needed, please contact us for a renewed key.





# Thank you!

Send an email at [info@monoprinter.com](mailto:info@monoprinter.com) for any questions.