

# 6000 Series PAT testers

## Portable appliance testing The low weight, small size, one-touch solution



Fluke 6200

The Fluke 6200 and 6500 PAT testers verify the electrical safety and operation of portable appliances in accordance with relevant guidelines and regulations. With powerful auto test capabilities and simplified controls they increase the number of tests you can perform per day without compromising results.

### A choice of automatic and manual PAT testers

Both models perform all the tests required for class I and class II appliances. For manual testing and low volume applications, choose the cost-effective 6200 PAT model. If you need a more powerful instrument to test large numbers of appliances, the 6500 is the right choice.

### Fluke simplifies portable appliance testing

- Compact and lightweight... Efficient to work with and easy to carry around– and has extra space in the hard case for accessories.
- One touch simplicity... Pre-set and user-definable test routines are initiated from a single button – to speed up test procedures and save you time on site.
- A better way of working... Rapid data entry via a QWERTY keyboard (or optional Fluke barcode scanner) and fast data transfer from the main memory or the Compact Flash memory card (6500).

### 6200

- Dedicated key for each test for 'one-touch' testing
- Pre-set pass/fail levels to save time
- Large backlit display for easy reading

### 6500

- As 6200 but also with:*
- Integral QWERTY keyboard for rapid data entry
  - Additional Compact Flash memory card for back-up data storage and transfer to PC
  - Pre-set, auto-test sequences for user convenience



### Features

Measurement functions	6200	6500
L N Mains Volts	●	●
Outside Limits Indicators	●	●
Null out facility for earth bond lead	●	●
Protective Earth Resistance PE (200mA)	●	●
Protective Earth Resistance PE (25A)	●	●
Insulation 500V dc	●	●
Protective Earth Conductor Current	●	●
Touch Current	●	●
Substitute Leakage Current	●	●
Appliance Power kVA	●	●
Appliance Load Current	●	●
Seven Segment Custom LCD	●	
Graphical LCD		●
Back Light	●	●
Compact Flash Card receptacle		●
Serial Port - Printing / Downloading	●	●
External printer output	●	●
Front Panel QWERTY Key pad		●
IEC Lead Test	●	●
Auto-testing		●
Pass / Fail Level Programmable Indicators		●
Data Storage		●
Limited Data Storage	●	
Polarity Checks	●	●
Graphical Help Menu On Line		●
Programme Mode		●
Real time clock		●
Front panel results management		●
230V Schuko Test socket / 230V Mains Schuko input power plug	●	●

### Included Accessories

- |            |                |
|------------|----------------|
| art.number | Test lead      |
| art.number | Test probe     |
| art.number | Crocodile clip |
| art.number | Mains cord     |

### Ordering Information

- Fluke 6200-05 PAT tester  
Fluke 6500-05 PAT tester

# 6000 Series PAT testers



## Separate hard case

The compact Fluke PAT testers are supplied with a hard carrying case that not only offers protection during transit but also includes extra storage space for accessories and other tools. They're extremely light, weighing approximately 3 kg (without case) and have integral carrying handles for extra convenience.



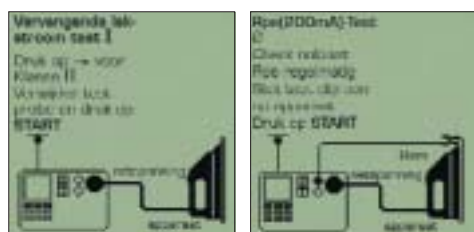
## Special PAT Kit

If you need a complete PAT tester solution, a purpose made kit is available.

Fluke-6500/NL Kit Contains:

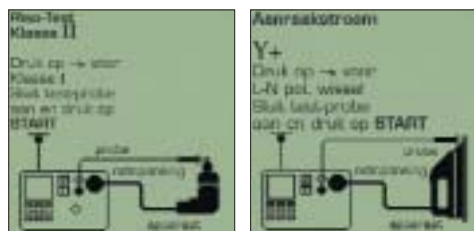
- 6500-05, Mainframe
- EXTL 100-02, Extension lead test adaptor
- SP Scan 15, Barcode scanner
- Fluke DMS Software
- Pass 560-05, Appliance pass labels
- APP 1000, Barcode appliance number labels

## Display Screens



Substitute Leakage Current Test

Earth Bond Test (R<sub>pe</sub>)



Insulation Test (R<sub>iso</sub>)

Touch Current Test

## Specifications

The accuracy specification for the display range is defined as  $\pm$  (%reading + digit counts) at 23 °C  $\pm$  5 °C,  $\leq$  75 % RH. Between 0 °C and 18 °C and between 28 °C and 40 °C, accuracy specifications may degrade by 0.1 x (accuracy specification) per °C. The measurement range meets the service operating errors specified in EN61557-1: 1997, EN61557-2: 1997, EN61557-4: 1997.

Power-on Test	
The test indicates reversed L-N, missing PE, and measures the mains voltage and frequency.	
Display Range	90 V to 264 V
Accuracy at 50 Hz	$\pm$ ( 2% + 3 counts)
Resolution	0.1 V (1V - model 6200)
Input Impedance	> 1 M $\Omega$ // 2.2 $\mu$ F
Maximum Input Mains Voltage	300 V

Earth Bond Test (R <sub>pe</sub> )	
Display Range	0 to 19.99 $\Omega$
Accuracy (after Bond Test zeroing)	$\pm$ ( 2.5% + 2 counts)
Resolution	0.01 $\Omega$
Test Current	200 mA ac -0% +40% into 1.99 $\Omega$ 25 A ac $\pm$ 20 % into 25 m $\Omega$ at 230 V
Open Circuit Voltage	> 4 V ac, < 24 Vac
Bond Test Zeroing	can subtract up to 1.99 $\Omega$

Insulation Test (R <sub>iso</sub> )	
Display Range	0 to 299 M $\Omega$
Accuracy	$\pm$ (5% + 2 counts) from 0.1 to 300 M $\Omega$
Resolution	0.01 M $\Omega$ (0 to 19.99 M $\Omega$ ) 0.1 M $\Omega$ (20 to 199.9 M $\Omega$ ) 1 M $\Omega$ (200 to 299M $\Omega$ )
Test Voltage	500 V dc -0 % +10 % at 500 k $\Omega$ load
Test Current	>1 mA at 500 k $\Omega$ load, < 15 mA at 0 $\Omega$
Auto discharge time	< 0.5 s for 1 $\mu$ F
Max. Capacitive Load	operational up to 1 $\mu$ F

Touch Current Test	
Display Range	0 to 1.99 mA ac
Accuracy	$\pm$ (4% + 2 counts)
Resolution	0.01 mA
Internal Resistance (via probe)	2 k $\Omega$
Measuring method	Probe
The appliance under test is energized at mains potential.	

Substitute Leakage Current Test	
Display Range	0 to 19.99 mA ac
Accuracy	$\pm$ (2.5% + 3 counts)
Resolution	0.01 mA
Test Voltage	35 V ac $\pm$ 20%

Load/ Leakage Test: Load Current	
Display Range	0 to 13 A
Accuracy	$\pm$ (4% + 2 counts)
Resolution	0.1 A
The appliance under test is energized at mains potential.	

Load/Leakage Test: Load Power	
Display Range	0 to 999 VA 1.0 kVA to 3.2 kVA
Accuracy	$\pm$ (5% + 3 counts)
Resolution	1 VA (0 to 999 VA) 0.1 kVA (1.0 kVA to 3.2 kVA)
The appliance under test is energized at mains potential.	

Load/Leakage Test: Leakage Current	
Display Range	0 to 19.99 mA
Accuracy	$\pm$ (4% + 2 counts)
Resolution	0.01 mA
The appliance under test is energized at mains potential.	

PELV Test	
Accuracy at 50 Hz	$\pm$ ( 2% + 3 counts)
Overload protection	300 Vrms
Warning threshold	25 Vrms

Size (HxWxD): 200 mm x 275 mm x 100 mm

Weight: 3 kg

Two Years Warranty

## Recommended Accessories



Fluke DMS Software




SP1000-02



SP-SCAN-15  
(only Fluke 6500)



EXTL100-02



PASS labels