

# ADVENTURE SOUNDS

## Thank you for purchasing **Strummed Ukulele!**

We hope you really enjoy using this instrument and feel free to email us with any questions or suggestions at [info@advsounds.com](mailto:info@advsounds.com)

## SYSTEM REQUIREMENTS

- 🍏 Mac OS X 10.10, 10.11 or 10.12 (latest update)
- 🖥️ Windows 7, Windows 8, or Windows 10 (latest Service Pack, 32/64-bit)

Processor: Intel Core 2 Duo or AMD Athlon 64 X2

Disk space: 300 MB

Memory: 4 GB RAM

Up to date version of Kontakt 5 and an Internet connection is required to download this product.

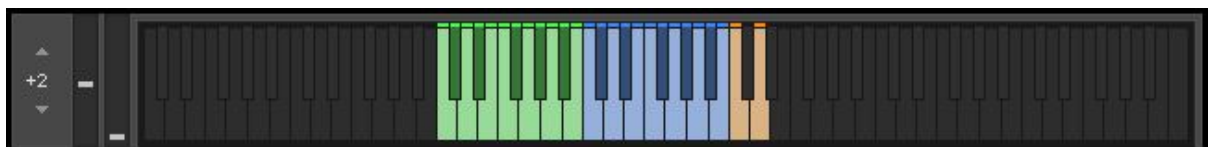
## INSTALLATION

1. Download and extract the instrument using the link that was sent via email.
2. Place the '**Adventure Sounds - Strummed Ukulele**' folder into your Kontakt Libraries folder.
3. Use the file browser in Kontakt to locate the '**Strummed Ukulele.nki**' file and double click.
4. You can also drag this file onto your Quick Load window for easy access.

## KEY MAPPING

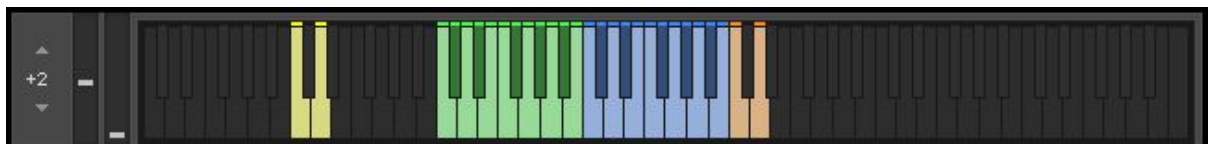
### AUTO

This is the most playable mapping. It will alternate between up and down strokes automatically whilst you play, allowing you to focus on chord progressions and rhythms.




### STRUM1

Uses the yellow keys to play up and down strokes of the selected chord.



### STRUM2

Maps out all the articulations over 4 octaves.



## UI ELEMENTS

**Reverb**



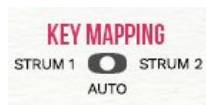
Controls volume of a convolution reverb located in the send effects

**Stereo**



Toggles between stereo and mono

**Key Mapping**



Switch between the different key mappings

