



# ClearGuide™ Signal Performance Measures (SPM)

## Streamlining Signal Performance Measures

The ClearGuide SPM module resolves common signal operations and maintenance issues that impact mobility and safety such as stuck pedestrian push buttons, platoons arriving on red, long cross street wait times, and more. The module also provides agencies with alerts that identify when performances measures like arrivals on green fall below configurable thresholds.

With ClearGuide SPM you can:



Monitor health and safety of your intersections



Streamline analysis through configurable alerts

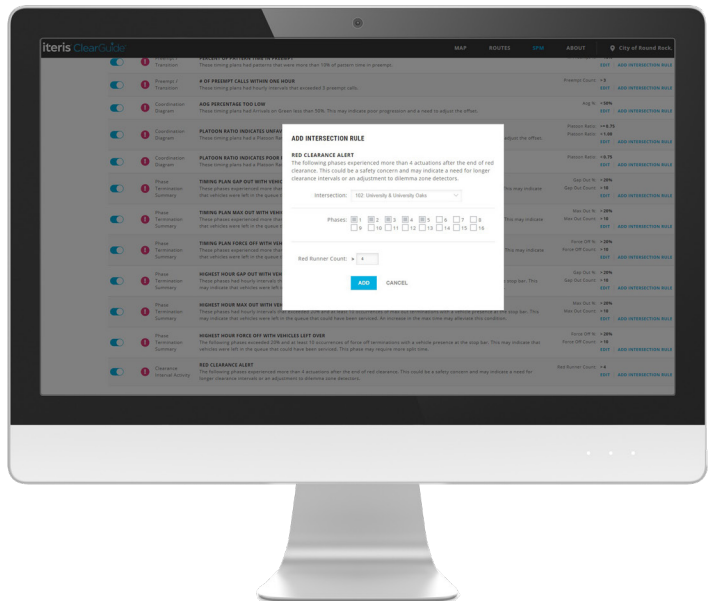


Identify & prioritize optimizations without visiting the field

### ClearGuide SPM for:

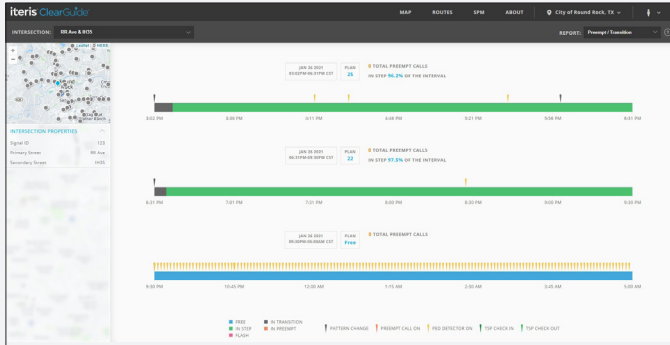
#### Intersection Safety

ClearGuide SPM captures detailed insights on pedestrian activity at intersections, such as potential vehicle-pedestrian conflicts, insufficient Flashing Don't Walk times, and counts of pedestrian violations. With the appropriate detection, the SPM module can also measure the number of vehicles entering the intersection during late yellow and into red.



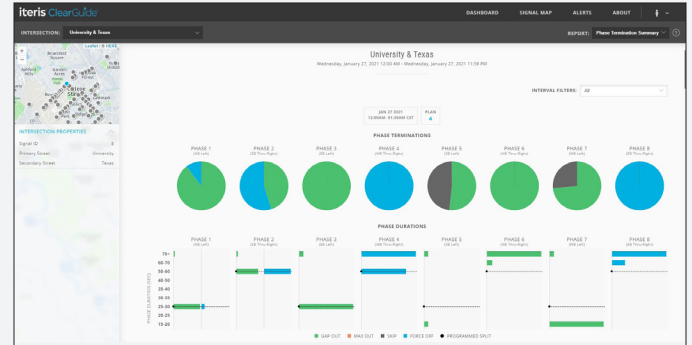
## Maintenance

By tracking hardware insights like pedestrian push button calls and detector actuations as well as operational information such as transitions and phase terminations, Iteris offers comprehensive alerts that take a proactive approach to maintenance. These alerts deliver insight into hardware maintenance issues such as faulty pedestrian push buttons and faulty detection equipment.



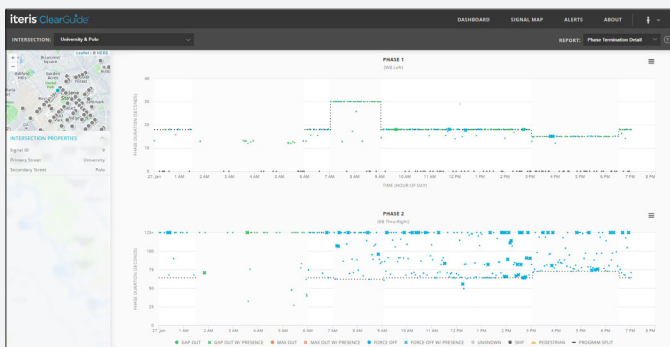
## Signal Optimization

ClearGuide SPM provides clear details on how your signal timing plans are performing in the field, providing insight into how splits and offsets can be optimized for better performance.



## Signal Coordination

ClearGuide SPM when combined with ClearGuide APM provides powerful data to optimize signal coordination and measure the impact changes have on congestion. The Coordination Diagram allows you to quickly identify intersections and timing plans that have low arrivals on green and platoon ratios.



## Public Complaint Investigation

Road user complaints often require agencies to visit the field to identify and confirm the issue that resulted in a complaint call. With ClearGuide SPM agencies can easily investigate without visiting the field by looking at intersection performance metrics for any inconsistencies that may cause long wait times. Examples include faulty pedestrian push buttons, faulty detection equipment, inadequate split times, or a bad offsets.

Copyright © 2021 Iteris, Inc. All rights reserved.

NOTICE: Iteris, Inc. reserves the right to change product specifications without notice. Information furnished is for informational purposes only. This information may not be complete or the latest revision. For the most up-to-date information, please contact Iteris, Inc.