




# Plush Baby Sleep Soother With Night Stars Projector and Ten Musical Lullabies


## Product Features

 Light projector which projects colorful stars on the ceiling or wall in darkness. It is also a soft night light for your baby's comfort.

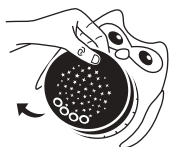
 Songs will turn off automatically in 30 minutes.

 Soothing lullaby music box with 10 popular lullabies, to help babies sleep. Songs include: Minuet, Brahms Lullaby, Are You Sleeping, Baa Baa Black sheep, Home Sweet Home, American Patrol, Mary has a Little Lamb, Oh My Darling, London Bridge is Falling Down, Hush a Little Baby, as well as natural bird song and a heartbeat sound.

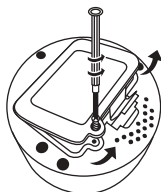
 Included is a Velcro strap so that the product can be attached to a crib or be taken around for travel. Attach this soother on strollers, car seats and diaper bags to always comfort your baby.

 Soft plush owl toy design that is detachable and hand washable for safety & hygiene.


## How to Operate




Remove the plastic projector from the Bubzi Co© Soothing Sleep Owl.




Open the battery compartment with a screwdriver and insert the supplied batteries.



 **1. Star projection**  
Press the light bulb button to turn the star projection on and off.

 **2. Volume**  
Press the volume button to adjust volume levels.

 **3. Lullabies**  
Press the Arrows button to choose and listen to each of the lullabies. To play all the 10 lullabies in sequence, hold the arrows button continuously for 3 seconds.

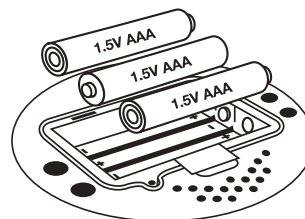
 **4. Power**  
Power Off and On

Note: The music will turn off automatically in about 30 minutes. The light projection will also turn off after 30 minutes.

## How to Maintain

1. When the sound becomes low and light is dim, replace with 3 x AAA batteries.

2. Batteries to use: Do not mix with old and new batteries; do not mix alkaline batteries, standard (carbon-zinc) batteries or rechargeable batteries. Also use alkaline batteries for longevity of the product.



### Replacing batteries

Take off the plastic projector part gently and you shall see the battery door on the shell part. Unscrew and open the battery door and replace the batteries. Put back the battery door and make sure it is screwed tight. Always make sure batteries are inserted with the correct polarity.

### Washing and maintenance

Remove the plastic projector from the plush toy and store safely. Hand wash in cold water only. Do not tumble dry. When the plush toy is completely dry reinsert the plastic component.

We hope you enjoy the Bubzi Co Soothing Sleep Owl. If you have any further queries or to sign up to our VIP list, please contact us at [www.bubzico.com](http://www.bubzico.com) or [admin@bubzico.com](mailto:admin@bubzico.com)