

Baby Hand and Foot Print Keepsake Kit

INCLUDED ITEMS:

- Air drying clay packages
- Frame
- Double-sided tape


**TOOLS
NEEDED:**
A MUG



Making Your Baby Keepsake is Fun and Easy!

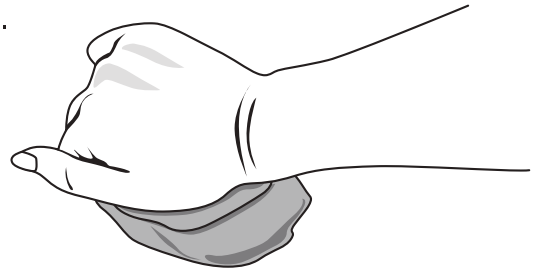
Step 1

Open the clay sachets and place clay on a clean and flat working bench.



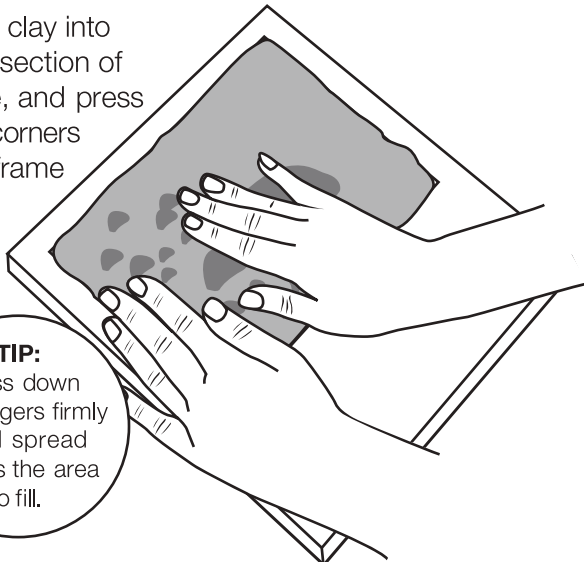
Step 2

Knead the clay for about 5 minutes until soft.



Step 3

Insert the clay into the large section of the frame, and press into the corners to fill the frame evenly.



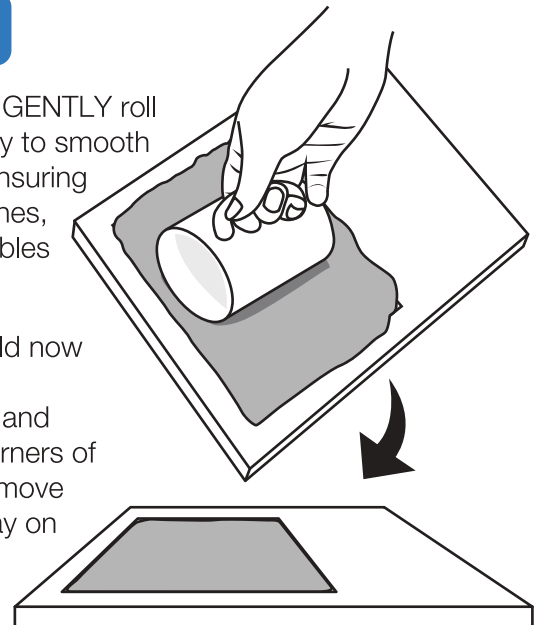
TIP:

Press down with fingers firmly and spread across the area to fill.

Step 4

Use a mug to GENTLY roll across the clay to smooth the surface, ensuring there are no lines, cracks or bubbles in the clay.

The clay should now be completely smooth, flush and filled to the corners of the frame. Remove the excess clay on the edges.

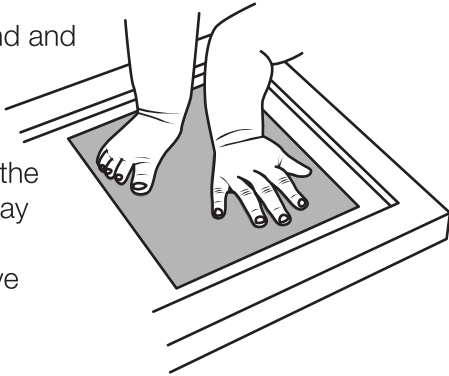


Step 5

Apply a small amount of baby skin cream on to bub's hand and foot. Press their hand and foot gently in the clay until you achieve your desired results.


Wash bub's hand and foot afterwards.

If you are unsatisfied with the print, take the clay out of the frame and repeat above steps.



Step 6

Leave the clay in frame open – DO NOT COVER – and dry it in full sun for 48 hours until the clay is completely hardened and dry.




TIP:

The clay must be fully dried before assembling the rest of the frame as excess moisture can lead to dampness.

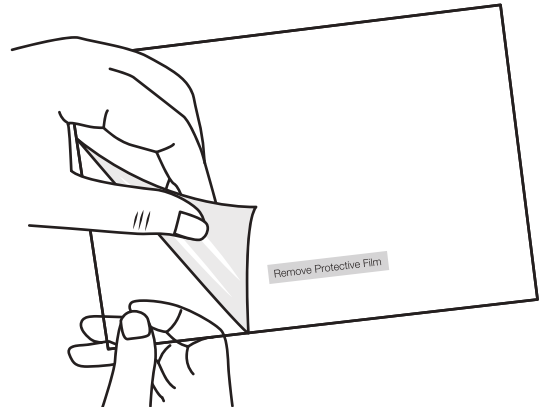
Step 7

Prepare two small photos to match the size of the photo areas of the frame, and stick them to the brown frame backing with double-sided tape.




Step 8

Remove the protective film on the front and back of acrylic glass cover.



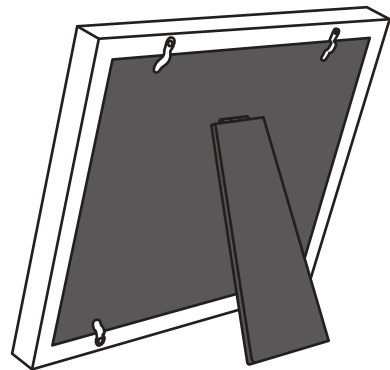
Step 9

Place the acrylic glass on top of the white frame silhouette and fix the frame together.



Step 10

Tighten the screws if necessary on the back of the frame.



Enjoy your baby keepsake as a memory of your beautiful bub's tiny hands and feet!

Share photos of your creation on social with **#bubzico** and automatically enter to win monthly competitions!



Email us at info@bubzico.com and Join our VIP club!